

The **Charity Fund**, which is 30% of net receipts, is exclusively used to finance and support health programs, medical assistance, and services, and charities of national character.

The **Operating Fund** consists of 15% of net receipts and is used to support PCSO's day-to-day operating/maintenance and capital expenditures. Unutilized Operating Fund at the end of the fiscal year also becomes part of the Charity Fund.

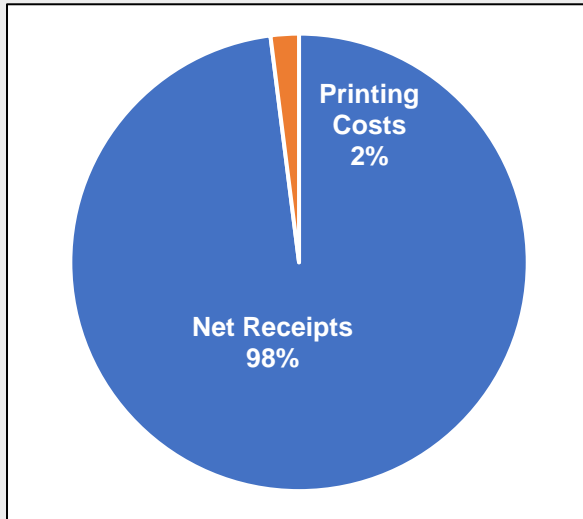


Figure 2 PCSO Gross Receipts

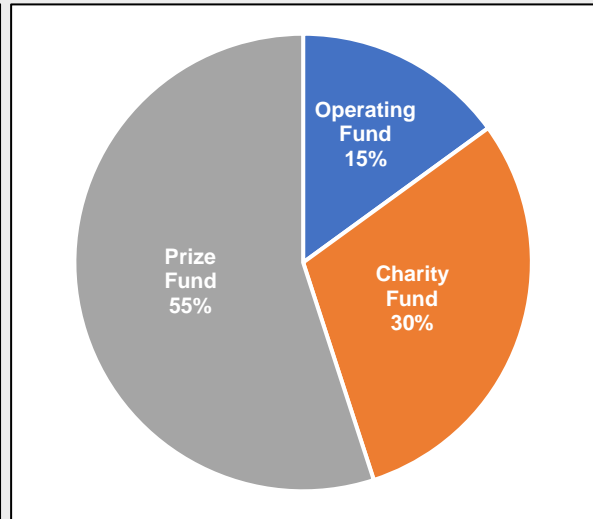


Figure 1 Allocation of the Net Receipts to the Three (3) PCSO Funds

### III. Operational Accomplishments



#### A. Fund Generation Activities

For CY 2024, PCSO performed well by generating a total of P62,353,516,114.95 from its gaming products, including Lotto, Digit Games, Small Town Lottery and Instant Sweepstakes.

##### 1. Sales Comparison between CY 2024 vs. CY 2023

Sales for CY 2024 have increased by 1.46% compared to CY 2023, as shown in Table 1.

Table 1. Comparison of PCSO Retail Receipts between CYs 2024 and 2023

PCSO GAME	REVENUES GENERATED		% VARIANCE
	2024	2023	
Lotto	29,717,237,720.00	31,377,413,790.00	-5.29%
Small Town Lottery	31,761,278,394.95	29,734,364,169.24	6.82%

<b>National Instant Sweepstakes Program (NISP)</b>	875,000,000.00	344,249,496.64	154.18%
<b>GRAND TOTAL</b>	<b>62,353,516,114.95</b>	<b>61,456,027,455.88</b>	<b>1.46%</b>

In 2024, Small Town Lottery emerged as top revenue generator with P31,761,278,394.95 total sales.

Figure 3 below illustrates the comparison of retail receipts per PCSO game for CYs 2024 and 2023. Based on the graph, the gross retail receipts from Small Town Lottery and NISP in CY 2024 are higher than the gross retail receipts of the same games in CY 2023. On the other hand, the gross retail receipts of Lotto including Digit Games decreased in CY 2024 when compared to the figures in CY 2023.

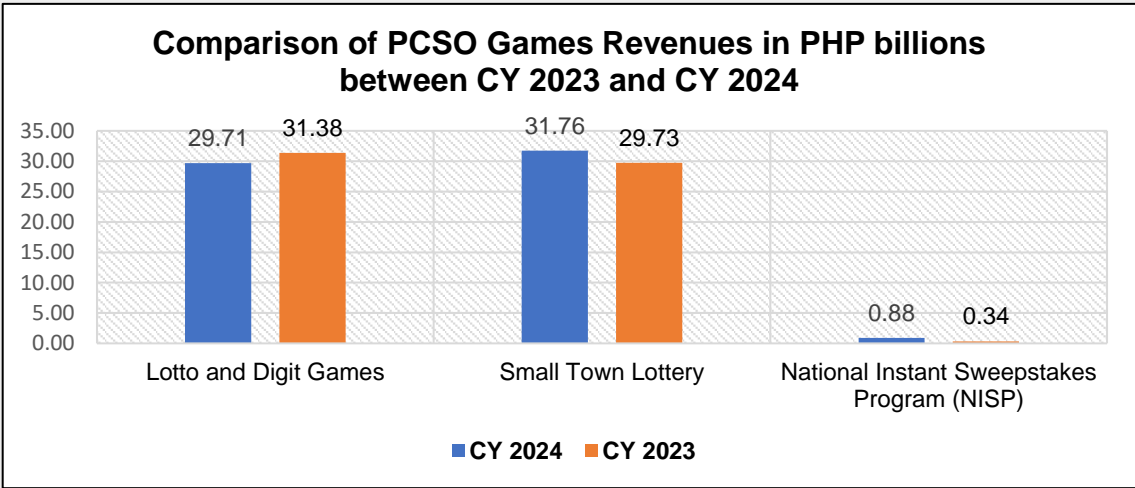


Figure 3 Comparison of PCSO Games Revenues, CY 2024 vs CY 2023

**2. Sales Breakdown of PCSO Lotto Games**

Lotto including Digit Games generated a total of P29,717,237,720.00 in CY 2024. Figure 4 details the performances of these games, with the Ultra Lotto 6/58 generating the highest revenue at P4,083,518,660.00 out of the total of P17,533,645,980.00.

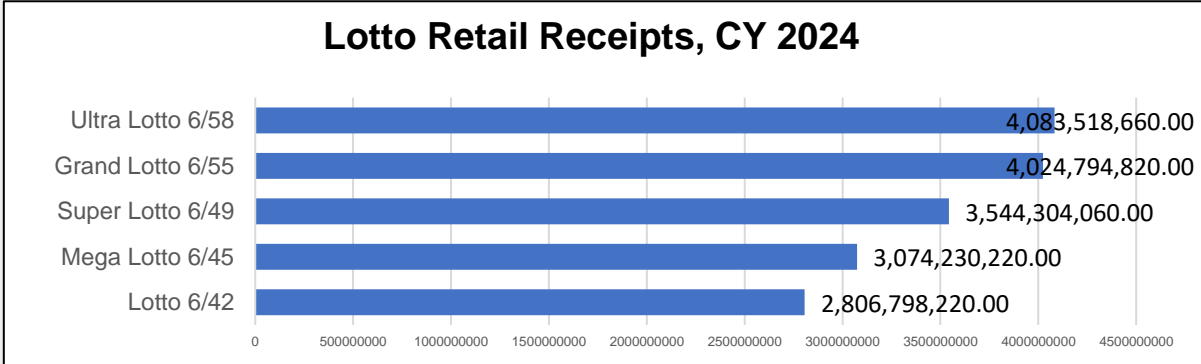


Figure 4 Lotto Retail Receipts, CY 2024

For Digit Games which generated a total of P12,183,778,860.00 for CY 2024, the 2D Lotto is the highest sales contributor with P6,684,634,070.00 revenues (Figure 5).

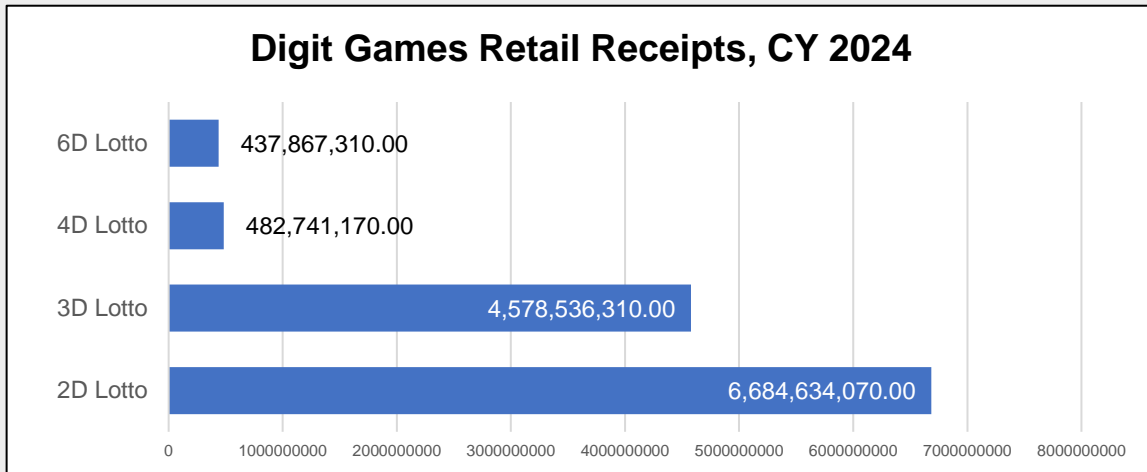


Figure 5. Digit Games Retail Receipts for CY 2024

Lastly, Instant Sweepstakes produced revenues totaling P875 million from January to December 2024.

### 3. Percent Contribution of PCSO Games to the Total Revenue

An analysis of sales data shows that Small Town Lottery accounted for 51% of total gross retail receipts, followed closely by Lotto including Digit Games, which contributed 48% and Instant Sweepstakes accounted for 1%.

Table 2. Percent Contributions of PCSO Games to the Total Gross Retail Receipts for CY 2024

PCSO Game	Retail Receipts	% Contribution
Lotto	29,717,237,720.00	48%
Small Town Lottery	31,761,278,394.95	51%
Instant Sweepstakes	875,000,000.00	1%
<b>TOTAL</b>	<b>62,353,516,114.95</b>	<b>100%</b>

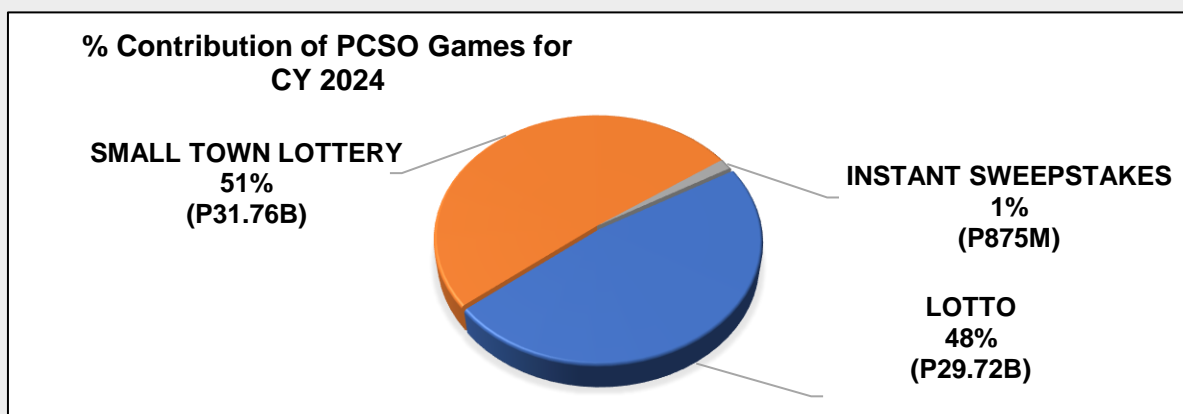


Figure 6. Percentage Contribution of PCSO Games for CY 2024

## B. Promoting Responsible Gaming: Ensuring Safe and Fair Play

PCSO is dedicated to promoting Responsible Gaming (RG) while fulfilling its mandate to generate funds for health programs, medical assistance, and charitable services. PCSO aligns its RG initiatives with global best practices and has recently achieved Level 2 Certification from the World Lottery Association (WLA) Responsible Gaming Framework (RGF).

The WLA Independent Assessment Panel (IAP) recognized PCSO's commitment to responsible gaming, noting that all program elements were addressed. The IAP encouraged PCSO to continue strengthening its RG initiatives by consulting with other lotteries, improving training programs, and enhancing its reporting mechanisms to work toward Level 3 Certification.

*Table 3. Current Responsible Gaming Initiatives and Future Enhancements*

No.	Responsible Gaming Initiatives	Current Efforts	Future Enhancements
1	Research Initiatives	<p>Conducting pilot research and collaborating with academic institutions to enhance RG research.</p> <p>Employees attending international RG meetings to stay informed on best practices.</p>	<p>Expand research efforts to assess the prevalence of gambling-related harms in the Philippines.</p> <p>Leverage insights from other WLA members to improve research methodologies.</p> <p>Use research findings to guide the development of RG programs for a safer player environment.</p>
2	Employee Training Program	Initial RG training for employees, with a basic focus on lottery fund distribution and mechanics.	<p>Develop a comprehensive RG training program covering responsible gaming principles.</p> <p>Implement annual refresher training sessions with updated content.</p> <p>Partner with third-party experts to improve training materials.</p> <p>Evaluate the impact of training programs to measure effectiveness.</p>
3	Retailer Program	Basic training provided to retailers on RG policies.	Expand training programs to include RG principles, societal effects of gaming, and prevention strategies.

		Commitment to enhancing the program with more structured training.	<p>Introduce structured retailer training to emphasize RG importance.</p> <p>Develop incentives for retailers who comply with RG policies.</p> <p>Conduct mystery shopper exercises to assess compliance and prevent underage gambling.</p> <p>Implement refresher training every 2-3 years to ensure ongoing awareness.</p>
4	Game Design	Utilizing ASTERIG evaluations to assess the potential risks of PCSO games.	<p>Engage external RG experts to further refine the game design process.</p> <p>Formalize risk assessment protocols to identify and mitigate risks for vulnerable groups.</p>
5	Remote Gaming (N/A)		
6	Advertising and Marketing Communication	<p>Adopting responsible advertising policies, including clear minimum age displays.</p> <p>Monitoring compliance with advertising and marketing policies.</p>	<p>Strengthen internal policies to ensure all marketing materials align with RG principles.</p> <p>Continue use of a compliance checklist to assess advertising effectiveness.</p>
7	Player Education	<p>Providing information on game mechanics, odds, and prize payouts on the PCSO website.</p> <p>Prohibiting lottery vendors from operating within 100 meters of a school.</p>	<p>Implement an RG Awareness Day to educate players on responsible gambling.</p> <p>Enhance self-exclusion options and evaluating their effectiveness.</p> <p>Consult with other WLA members to identify best practices for player education.</p>
8	Treatment Referral	Partnering with Gamblers Anonymous Philippines (GAP) and Bridges of Hope for treatment support.	Develop a structured treatment referral process.

		Engaging a consulting psychiatrist for weekly sessions with problem gamblers.	Integrate treatment referral guidelines into employee and retailer training programs. Establishing clear procedures for directing players to mental health services.
9	Stakeholder Engagement	Engaging stakeholders in discussions on responsible gaming improvements.	Create a formal stakeholder engagement work plan with specific goals and timelines.  Strengthen collaborations with other lotteries to exchange best practices.  Use stakeholder feedback to refine RG programs and training initiatives.
10	Reporting and Measurement	Beginning track RG efforts, though a structured reporting system is not yet in place.	Establish a systematic RG reporting framework to document commitments, progress, and achievements.  Engage with other lotteries to enhance reporting strategies.  Integrate RG performance reporting into PCSO's broader business strategy.

### C. Changed Lives: Jackpot Winners for 2024

In 2024, a total of 82 individuals won jackpot prizes of the various lotto games with a total of P5,314,394,828.80. Table 4 shows the accumulated jackpot prizes per game and accumulated number of winners for each lotto game.

*Table 4. Number of Lotto Jackpot Winners and Total Winnings for CY 2024*

Lotto Game	No. of Jackpot Winners	Net Jackpot Prize (less 1% commission)
Lotto 6/42	33	795,982,776.40
Mega Lotto 6/45	22	786,897,604.40
Super Lotto 6/49	15	1,347,425,689.60
Grand Lotto 6/55	8	1,633,795,881.20
Ultra Lotto 6/58	4	750,292,877.20
<b>Total</b>	<b>82</b>	<b>5,314,394,828.80</b>

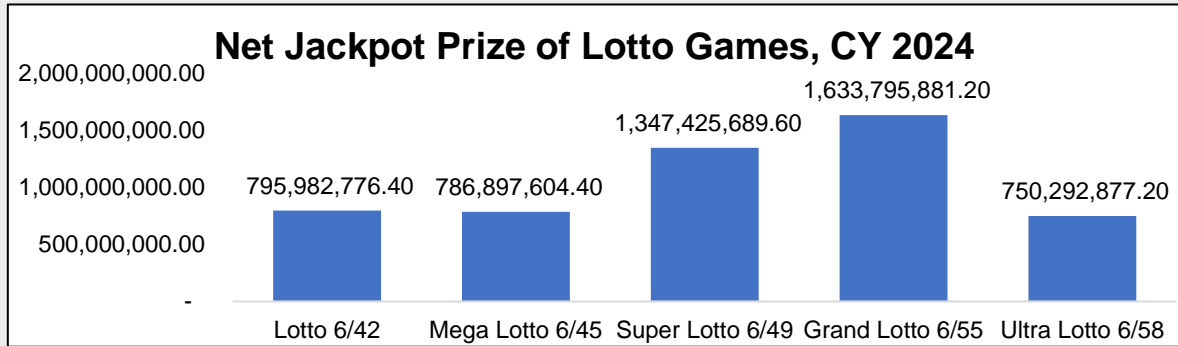


Figure 7. Total Jackpot Prize Winnings for CY 2024

Grand Lotto 6/55 produced the highest accumulated jackpot prize share for the whole year at P1,633,795,881.20, while the lowest accumulated jackpot prize share came from Ultra Lotto 6/58 at P750,292,877.20.

#### D. Fund Provision

PCSO is mandated to provide funds for various charity programs, including direct assistance to indigent patients, collaboration with local government units, and partnerships with other government agencies.

##### 1. Charity Programs

PCSO has been implementing various charity programs that assist indigents and financially incapacitated individuals needing financial and medical assistance.

In 2024, nine (9) programs were funded by the Charity Fund, namely: a.) Medical Assistance Program (MAP), provided through the i.) PCSO Offices and ii.) Malasakit Centers; b.) Institutional Partnership Program; c.) Medical Transport Vehicle Donation Program; d.) Medical Equipment Donation Program; e.) Out-patient Services; f.) Medicine Donation Program; g.) Medical and Dental Mission; h.) Employees Consultation and Management; and i.) Patient Transport Services.

From January to December 2024, PCSO provided charity assistance and medical services to a total of 345,001 individuals and 523 institutions, amounting to P4,219,695,160.50. Table 5 illustrates the performance of PCSO's charity programs for CYs 2023 and 2024.

Table 5. Comparison of Fund Provision Activities, CY 2024 vs CY 2023

No.	PCSO Charity Programs	CY 2024		CY 2023	
		No. of Beneficiaries	Amount of Assistance	No. of Beneficiaries	Amount of Assistance
1	Medical Assistance Program (MAP)	330,023	3,271,647,766.94	268,539	1,852,448,861.46
1.1	Regular Medical Assistance Program (MAP)	269,755	2,543,791,520.96	237,329	1,527,301,840.64
1.2	Medical Assistance in Malasakit Centers Program (MAM)	60,252	718,972,468.32	31,209	324,547,020.82