



Sex-Disaggregated Data

OF PCSO PERSONNEL AS OF OCTOBER 31, 2023

**Data is based on the records of the Human Resources Department (HRD)*


Sex-Disaggregated Data

OF PCSO PERSONNEL


The PCSO gives equal opportunity and does not discriminate in the recruitment of employees on account of age, sex, sexual orientation and gender identity, civil status, disability, religion, ethnicity, or political affiliation.

As of October 31, 2023, there are 854 female plantilla and job order personnel, while there are 721 male plantilla and job order personnel.

54%



44%



FEMALE

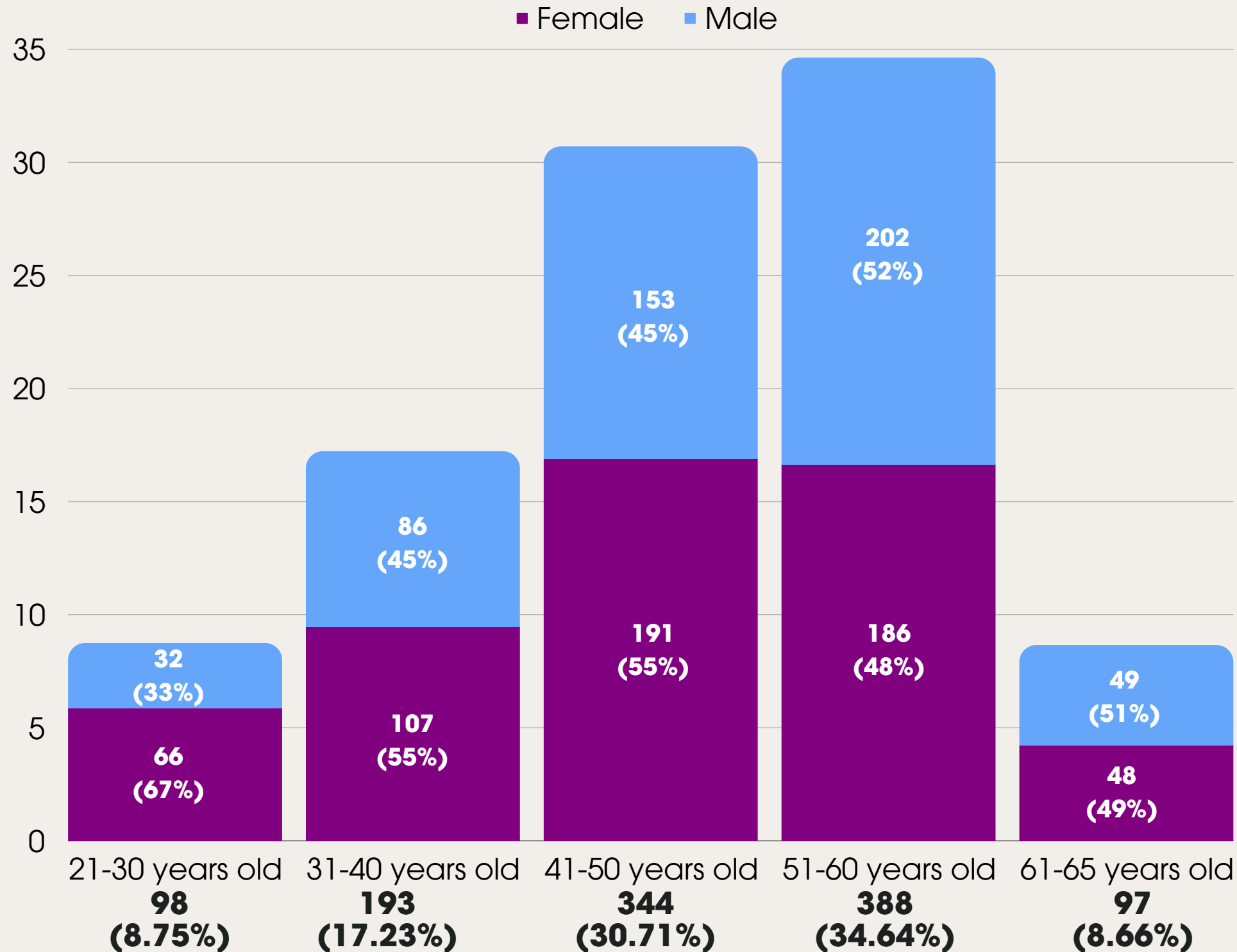
Plantilla Personnel	597
Job Order Personnel	257
Total	854

MALE

Plantilla Personnel	523
Job Order Personnel	198
Total	721

Sex-Disaggregated Data

OF PCSO PERSONNEL BY AGE



The PCSO provides employment opportunities across diverse demographics.

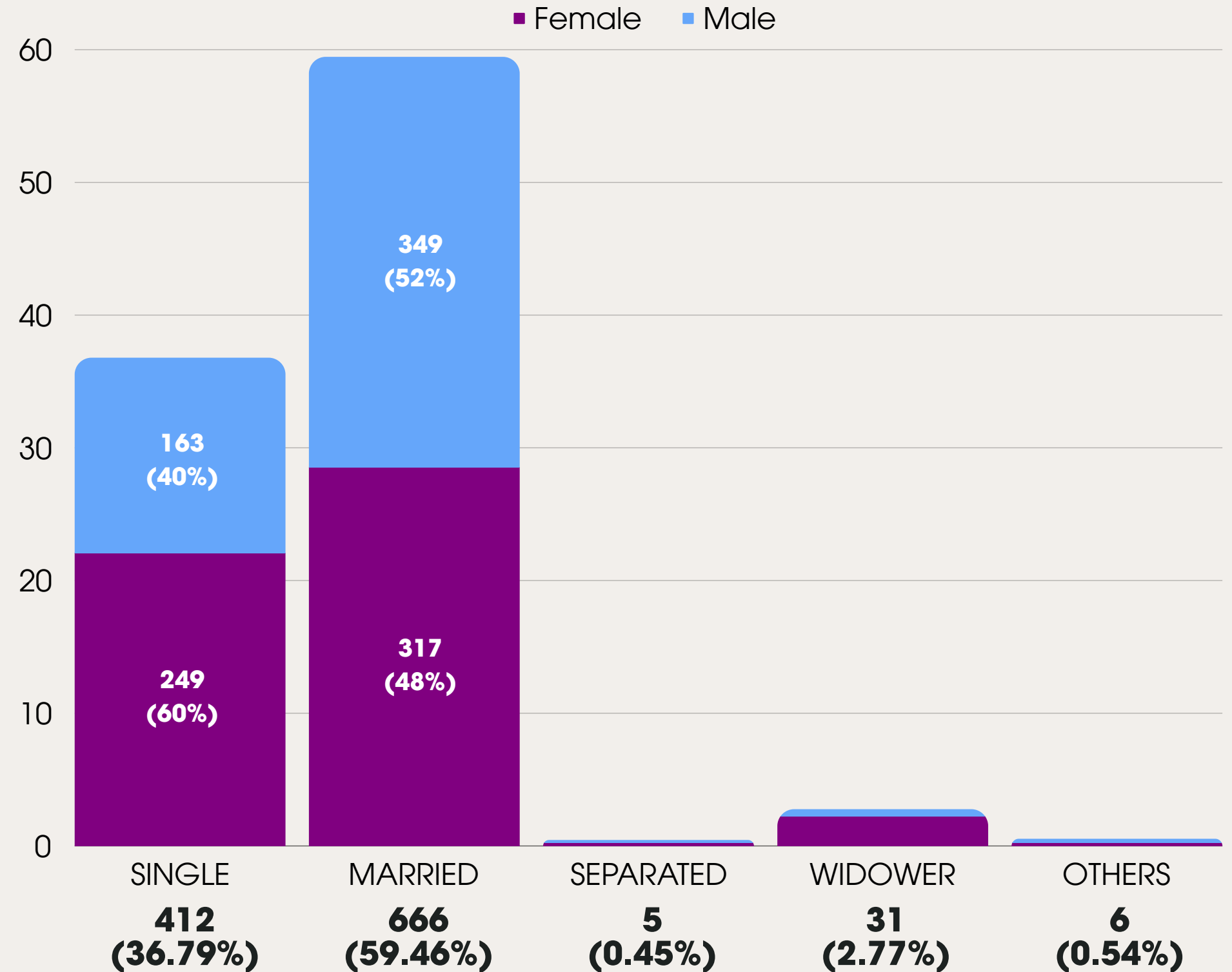
In terms of age, 388 employees (34.64%) are aged 51-60 years old, followed by 344 employees (30.71%) aged 41-50 years old. Ranking third is the age group of 31-40 years old with 193 employees (17.23%). Meanwhile, 98 employees (8.75%) are aged 21-30 years old age, while 97 employees (8.66%) comprise the 61-65 years old age group.

Sex-Disaggregated Data

OF PCSO PERSONNEL BY CIVIL STATUS

In terms of civil status, majority of employees (59.46%) are married, with 317 females and 349 males.

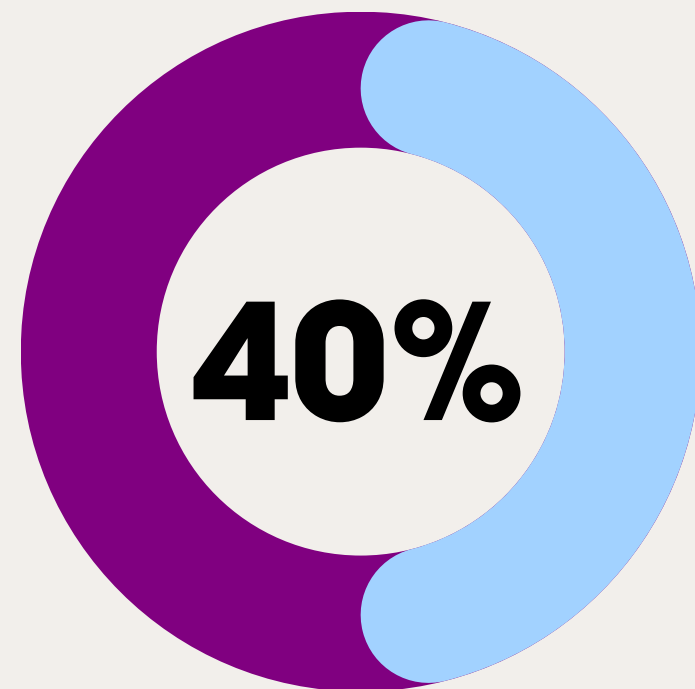
Four hundred twelve (412) employees are single (36.79%), where 249 are females and 163 are males. Thirty-one employees or 2.77% are widowed, where 27 are widow and only 6 are widowers. Five employees (0.45%) are separated, while other marital status make up 0.5%.



Sex-Disaggregated Data

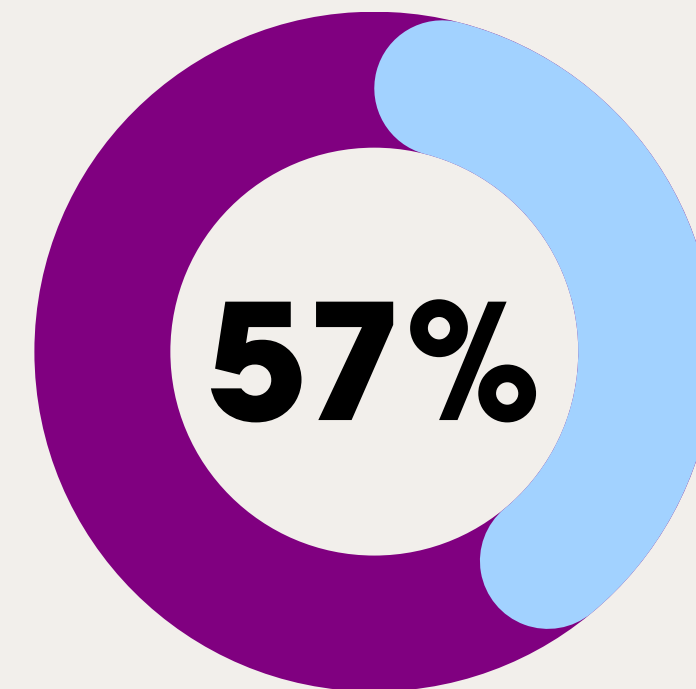
OF PCSO PERSONNEL BY LEADERSHIP POSITIONS

Ensuring equal representation of men and women within a government institution is pivotal for the effective formulation and implementation of rules, as well as for enhancing decision-making processes. In PCSO, two out of five Members of the Board of Directors are women. In terms of the PCSO Management, there are 28 out of 49 women in leadership positions.



2 OUT OF 5

BOARD MEMBERS ARE WOMEN



28 OUT OF 49

MANAGERS ARE WOMEN

Sex-Disaggregated Data

OF PCSO PERSONNEL BY AREA EXCLUDING PCSO MANAGEMENT

In terms of areas of PCSO operations, there are more females in Metro Manila, Northern and Central Luzon, Southern Tagalog and Bicol Region, and Mindanao. For the Metro Manila Extension Office in San Marcelino, Manila, only nine (24%) are females while 28 (76%) are males. Lastly, 61 employees in Visayas are females while 64 are males.

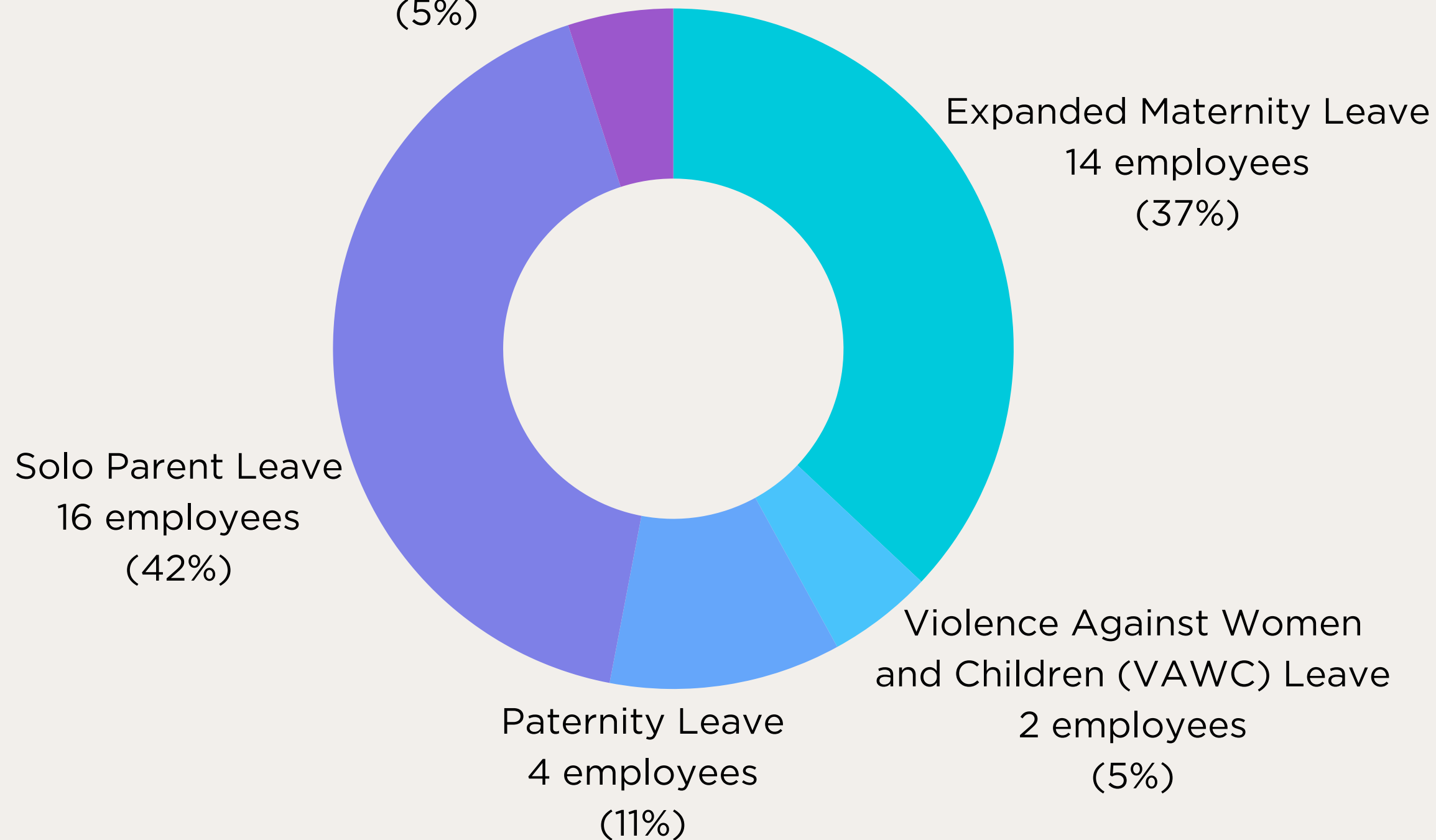
	FEMALE	MALE	Total of Female and Male	Percentage of Females
Metro Manila (Head Office)	288	254	542	53%
Metro Manila Extension Office (San Marcelino, Manila)	9	28	37	24%
Northern and Central Luzon (NCL)	92	56	148	62%
Southern Tagalog and Bicol Region (STBR)	59	51	110	54%
Visayas	61	64	125	49%
Mindanao	61	48	109	56%

Sex-Disaggregated Data

OF PCSO PERSONNEL BASED ON LEAVE MANAGEMENT

Special Leave Benefits for Women (RA 9710)

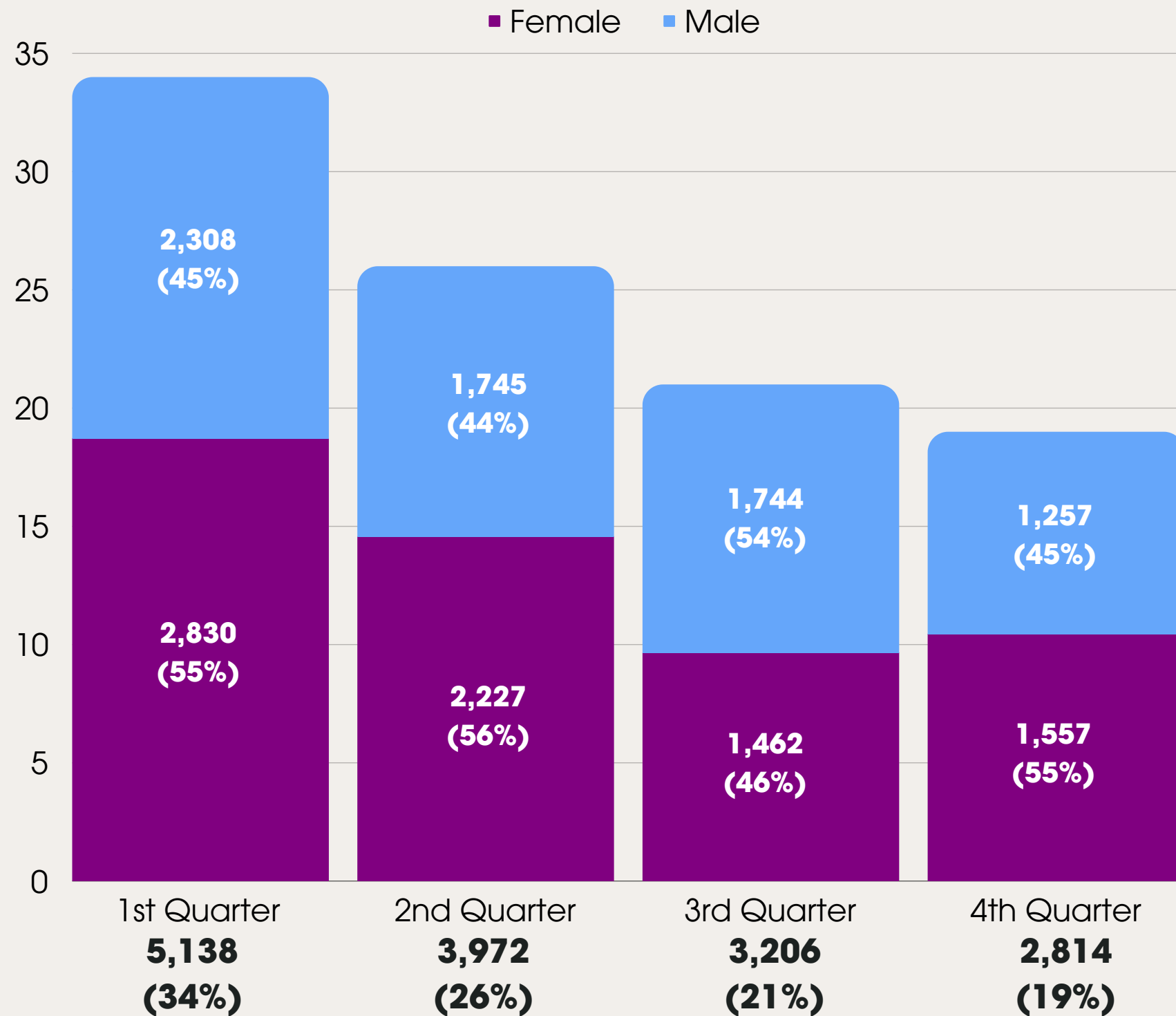
2 employees
(5%)



From January 1 to November 22, 2023, a total of 14 employees availed the expanded maternity leave, while four employees availed the paternity leave. For solo parents, 16 availed the solo parent leave. Meanwhile, two employees each availed the special leave benefits for women and Violence against Women and Children (VAWC) leave.

Sex-Disaggregated Data

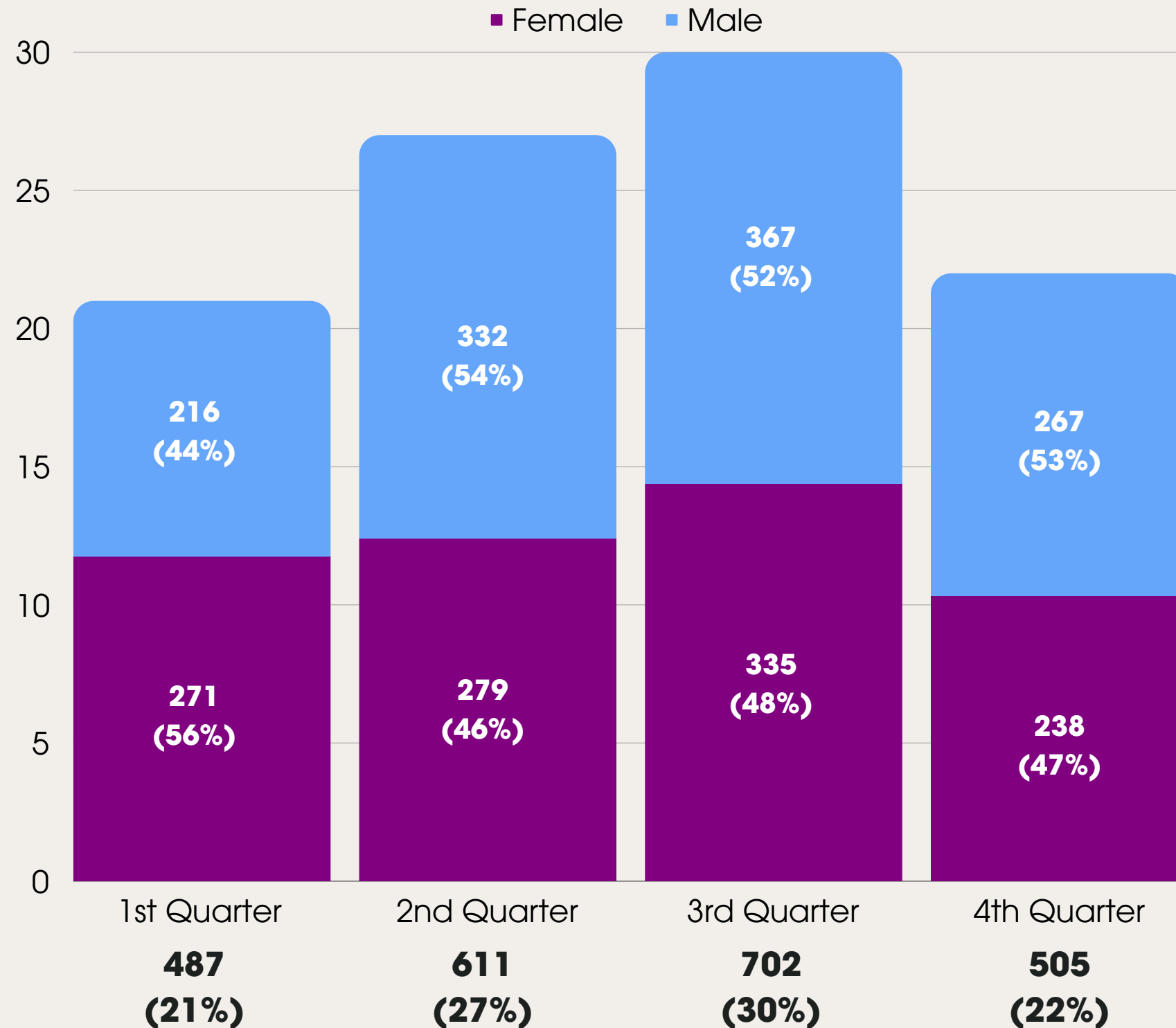
BASED ON EMPLOYEES CONSULTATION AND MANAGEMENT FOR DEPENDENTS OF PERSONNEL WITH PLANTILLA POSITIONS (JANUARY TO NOVEMBER 2023)



Under the Employees Consultation and Management, a total of 5,138 patients (34%) were catered for the first quarter of 2023, with 2,830 females and 2,308 males. During the second quarter, 2,227 females and 1,745 males were assisted, with a total of 3,972 patients (26%). Moreover, PCSO helped 3,206 patients (21%) for the 3rd quarter with 1,462 females and 1,744 females. Lastly, from October to November 2023, a total of 2,814 patients were served with 1,557 females and 1,257 males.

Sex-Disaggregated Data

OF OUT-PATIENT SERVICES FOR THE GENERAL PUBLIC, JOB ORDERS AND CONFIDENTIAL AGENTS
(JANUARY TO NOVEMBER 2023)



For the Out-Patient Services, 487 patients (21%) were served with 271 females and 216 males, followed by 611 patients (27%) during the second quarter where 279 are females and 332 are males. For the third quarter, 702 patients (30%) were assisted by PCSO with 335 females and 367 males. From October to November 2023, PCSO assisted 505 patients (22%) where 238 are females and 267 are males.