

*PCSO
Accomplishment
Report
April – June 2016*

Contents

Mission, Vision, Core Values & Quality Policy.....	1
Executive Summary.....	2
<i>Quarter in Brief</i>	
Gaming Revenues.....	3
<i>Retail Receipts of PCSO Games</i>	
<i>Regional Sales Performance of PCSO Games</i>	
<i>Sales Performance of Lotto Games</i>	
<i>Lotto Jackpot Winners</i>	
Charity Programs and Services.....	10
<i>Individual Medical Assistance Program (IMAP)</i>	
<i>Out-patient Medical Services</i>	
<i>Medical and Dental Mission</i>	
<i>Medicine Donation Program</i>	
<i>Health Capability Building for Informal Dwellers in Resettlement Areas</i>	
<i>At Source Ang Processing (ASAP) Program</i>	
<i>Ambulance Donation Program</i>	
Operational Highlights.....	14
<i>Management Initiative</i>	
<i>Information System Projects</i>	



Mission

To generate funds for health programs and charities of national character through charity sweepstakes races, lotteries and other similar activities.

Vision

The PCSO, as the principal government agency for raising and providing funds for health programs, medical assistance and services shall by 2020 have a timely and responsive presence in every province.

Core Values

1. *Professionalism*
2. *Integrity*
3. *Teamwork*
4. *Creativity*
5. *Service Orientation*

Quality Policy

The PCSO is committed to the pursuit of quality, excellence and continual improvement in the conduct and management of online lottery procedures and processing of prize claims to meet customer needs and satisfaction as outlined in the scope of its Quality Management System (QMS), in compliance with applicable laws, rules and regulations.

“The life of a man consists not in seeing visions and in dreaming dreams, but in active charity and in willing service.”

**Henry Wadsworth
Longfellow**

THE QUARTER IN BRIEF

The combined retail receipts of the major gaming products of PCSO, namely, Lotto, Lotto Express (Keno) and Small Town Lottery (STL) registered a gross revenue of **Php9,198,460,596.00** for the second quarter of 2016.

In keeping up with PCSO's mandate of raising and providing funds for health programs, medical assistance and services, and charities of national character through the conduct of charity sweepstakes races, lotteries and other similar activities, the revenues earned for this period empowered PCSO to continuously deliver quality health and medical services to Filipinos around the country through the agency's charity health programs and services, such as the Individual Medical Assistance Program (IMAP), Medical and Dental Mission, Endowment Fund Program and Medicine Distribution Program.

During this period, PCSO was able to allocate under IMAP the amount of Php1,788,985,636.57 for 64,173 individuals nationwide for various medical related assistance. Also for this period, the newest charity program of PCSO known as **At Source Ang Processing (ASAP)** is already available to 31 government and private hospitals, in Metro Manila and in other selected provinces. Moreover, a total of Php705,653.24 worth of medicines were given to 30 beneficiaries nationwide.

PCSO does not only provide millions of medical and financial assistance to Filipinos, it also gives out millions of prizes to its lucky winners. From April to June of 2016, ten (10) lucky Lotto players won a total of Php413,797,224.00 in jackpot prizes. Of this amount, Php97,109,808.00 went to a lone jackpot winner for Super Lotto 6/49. By producing lotto millionaires, PCSO does not only extend the life of its indigent patients but also make their dreams of becoming millionaires come true.

True to its vision of providing a timely and responsive presence in every province by 2020, another PCSO branch office was opened in the second quarter at Baler, Aurora making PCSO branches nationwide to a total of 53. With the presence of PCSO branches in the provinces, PCSO's medical and health services are made accessible to the residents of the said provinces and neighboring municipalities.



The PCSO holds and conducts charity sweepstakes, races and lotteries and engages in health and welfare-related investments, projects and activities to provide for permanent and continuing sources of funds for its programs

I. GAMING REVENUES

A. Retail Receipts of PCSO Games

Table1. Monthly sales performance of PCSO games for the period April to June 2016

MONTH	LOTTO	LOTTO EXPRESS (KENO)	SMALL TOWN LOTTERY (STL)	TOTAL
• April	2,195,874,100.00	331,413,930.00	420,527,316.00	2,947,815,346.00
• May	2,274,464,250.00	358,988,630.00	414,293,465.00	3,047,746,345.00
• June	2,437,085,860.00	355,161,290.00	410,651,755.00	3,202,898,905.00
TOTAL	6,907,424,210.00	1,045,563,850.00	1,245,472,536.00	9,198,460,596.00

The combined gross sales of Lotto, Lotto Express (Keno) and Small Town Lottery (STL) for the period April to June 2016 amounted to **Php9,198,460,596.00** (Table1). Of the total gross sales, Lotto games contributed the highest retail receipts of **Php6,907,424,210.00** or **75%** of the total gross sales (Figure 1). Ranking 2nd in the contribution to the total retail receipts is the STL grossing a revenue of **Php1,245,472,536.00**, chipping in **14%** to the total gross sales while Lotto Express added **11%** (**Php1,045,563,850.00**) to the total gross sales.

Table2. Comparative Sales Performance of PCSO Games

GAMES	Retail Receipts		Variance
	April – June 2016	April – June 2015	
A. LOTTO	6,907,424,210.00	7,196,614,390.00	(4.02%)
Lotto 6/42	525,600,340.00	615,993,240.00	(14.67%)
Mega Lotto 6/45	603,662,520.00	601,158,540.00	0.42%
Super Lotto 6/49	702,808,280.00	714,064,260.00	(1.58%)
Grand Lotto 6/55	758,130,020.00	1,259,606,420.00	(39.81%)
Ultra Lotto 6/58	462,631,320.00	330,126,260.00	40.14%
EZ2	1,560,728,270.00	1,428,289,940.00	9.27%
Suertres 3D	2,116,757,970.00	2,081,956,290.00	1.67%
4D	114,136,560.00	114,399,190.00	(0.23%)
6D	62,968,930.00	51,020,250.00	23.42%
B. LOTTO EXPRESS (KENO)	1,045,563,850.00	819,881,160.00	27.53%
C. SMALL TOWN LOTTERY (STL)	1,245,472,536.00	1,180,788,339.00	5.48%
TOTAL	9,198,460,596.00	9,197,283,889.00	0.01%

MAJOR GAMES



DRAW SCHEDULE
Tuesday, Thursday,
Saturday



DRAW SCHEDULE
Monday, Wednesday,
Friday



DRAW SCHEDULE
Tuesday, Thursday,
Sunday



DRAW SCHEDULE
Monday, Wednesday,
Saturday



DRAW SCHEDULE
Friday, Sunday



DRAW SCHEDULE
Every last Sunday of the
Month

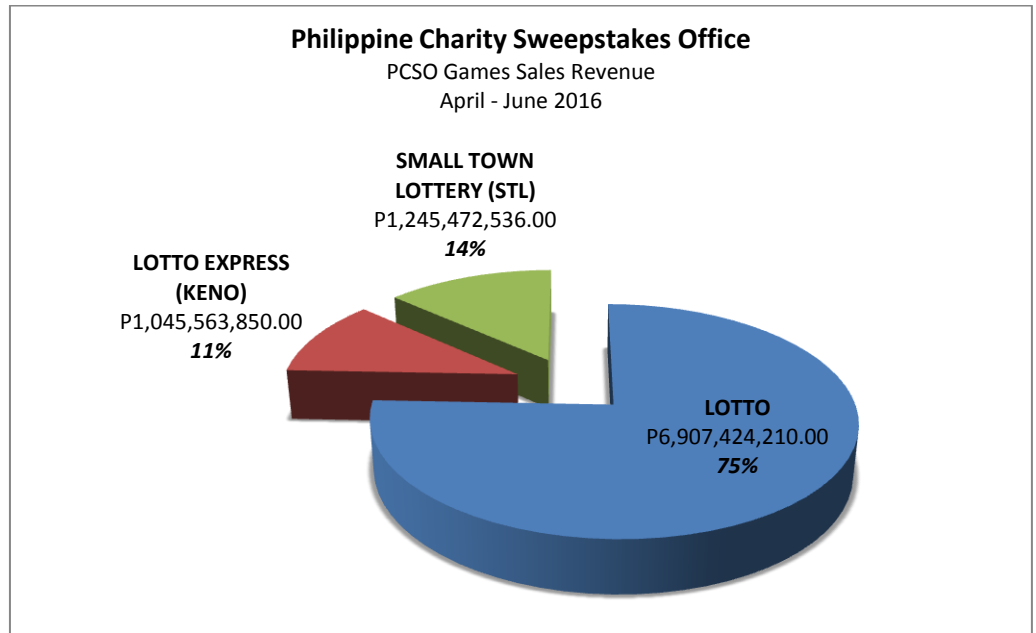


Figure1. Percentage Share of PCSO Games to the April to June 2016 total gross sales

The combined second quarter gross sales of Lotto, Lotto Express, and STL amounting to **Php9,198,460,596.00** failed to meet the projected CY 2016 second quarter sales of **Php10.15Billion** by **9.37%**.

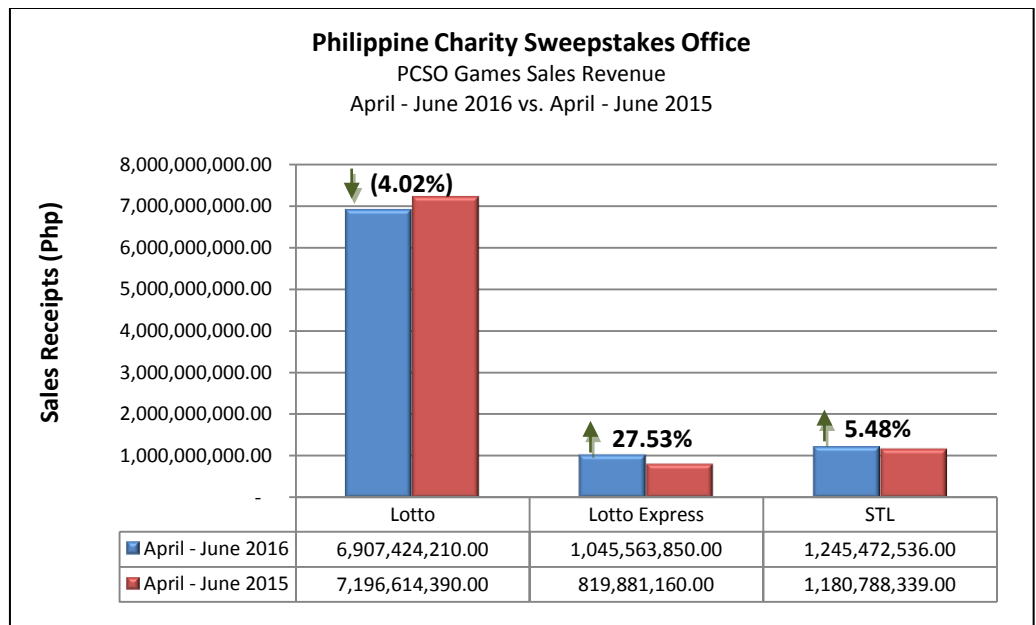


Figure2. Retail Receipts of PCSO Games for the period April to June 2016 and April to June 2015

April – June 2016

DIGIT GAMES



DRAW SCHEDULE
Monday to Sunday
3x/day



DRAW SCHEDULE
Monday to Sunday
3x/day



DRAW SCHEDULE
Monday, Wednesday,
Friday



DRAW SCHEDULE
Tuesday, Thursday,
Saturday

The **Php9,198,460,596.00** gross sales posted during the period covered is **Php1,176,707.00 (0.01%)** more than the gross sales posted in the same period in 2015. Indexing the highest increase in retail receipts is the **Lotto Express** at **27.53%**. Posting a **5.48%** increase in its retail receipts for the period covered is the **STL**. **Lotto** on the other hand, despite its **75%** contribution to the total gross sales, failed to surpass its 2015 second quarter retail receipts, falling short by **4.02%** (Figure 2).

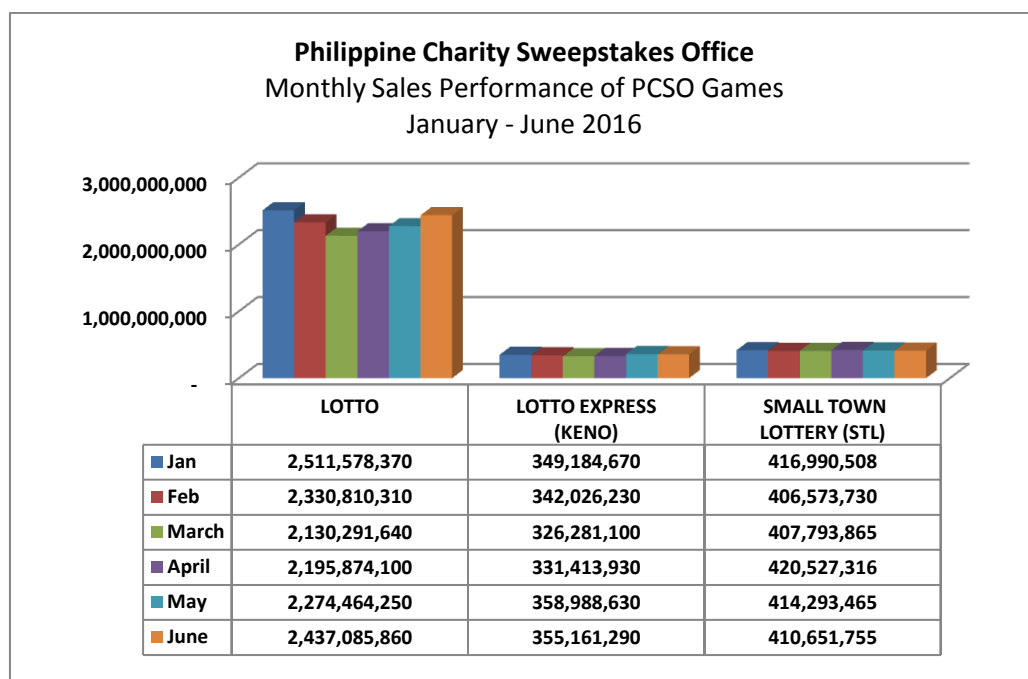


Figure 3. Retail Receipts of PCSO Games for the period April to June 2016 and April to June 2015

Figure 3 above reflects the monthly sales performance of PCSO games for the first half of 2016. **Lotto** games posted its highest retail receipts in **January** with a gross sales of **Php2,511,578,370.00**. **Lotto Express (Keno)** registered its highest retail receipts of **Php358,988,630.00** on the month of **May** while **STL** indexed its peak sales (**Php420,527,316.00**) on **April**. Further analysis of the data shown in Figure 4 reveals that the highest combined retail receipts of **Php3,277,753,548.00** of Lotto, Keno and STL is recorded in **January**.

Table 3 exhibits the first and second quarter comparative sales performance of PCSO games. The total sales of **Php9,198,460,596.00** generated by Lotto, Keno and STL for the period April to June 2016 is **0.25%** lower than the totals sales posted in the first quarter of the year. **Keno** and **STL** listed a **2.76%** and **1.15%** increase in retail receipts

OTHER GAMES



DRAW SCHEDULE

Monday to Sunday
7 am – 12 midnight
Draw is held every 10 minutes

"We make a living by what we get but we make a life by what we give!"

for the second quarter respectively while Lotto games failed to surpass its first quarter sales by **0.94%**.

Table3. Comparative quarterly sales performance of Lotto games

GAMES	Retail Receipts (Php)		Variance
	Jan – March 2016	April – June 2016	
A. LOTTO	6,972,680,320.00	6,907,424,210.00	(0.94%)
Lotto 6/42	500,570,280.00	525,600,340.00	5.00%
Mega Lotto 6/45	645,737,400.00	603,662,520.00	(6.52%)
Super Lotto 6/49	792,177,200.00	702,808,280.00	(11.28%)
Grand Lotto 6/55	762,428,160.00	758,130,020.00	(0.56%)
Ultra Lotto 6/58	292,334,800.00	462,631,320.00	58.25%
EZ2	1,593,445,110.00	1,560,728,270.00	(2.05%)
Suertres 3D	2,218,371,360.00	2,116,757,970.00	(4.58%)
4D	114,531,660.00	114,136,560.00	(0.34%)
6D	53,084,350.00	62,968,930.00	18.62%
B. LOTTO EXPRESS (KENO)	1,017,492,000.00	1,045,563,850.00	2.76%
C. SMALL TOWN LOTTERY (STL)	1,231,358,103.00	1,245,472,536.00	1.15%
TOTAL	9,221,530,423.00	9,198,460,596.00	(0.25%)

B. Regional Sales Performance of PCSO Games

Table4. Distribution of Retail Receipts of PCSO Games for the Second Quarter of CY 2016

Region	Lotto	Lotto Express	STL	Total	% share
NCR	2,528,458,210.00	461,915,900.00	-	2,990,374,110.00	32%
NCL	709,669,410.00	170,317,200.00	619,281,318.00	1,499,267,928.00	16.3%
STBR	1,213,470,550.00	279,640,620.00	414,545,403.00	1,907,656,573.00	21.7%
Visayas	1,561,235,290.00	108,979,460.00	211,645,815.00	1,881,860,565.00	20.1%
Mindanao	894,590,750.00	24,710,670.00	-	919,301,420.00	9.9%
TOTAL	6,907,424,210.00	1,045,563,850.00	1,245,472,536.00	9,198,460,596.00	100%

For the 2nd Quarter of CY 2016, the National Capital Region (NCR) achieved the highest combined retail receipts of Lotto, Lotto Express and STL with the amount of **Php2,990,374,110.00** representing 32% of the total gross sales. The Southern Tagalog and Bicol Region (STBR) ranked 2nd with a total gross receipts of **Php1,907,656,573.00** or **21.7%** of the total gross sales, followed by Visayas Region with **Php1,881,860,565.00 (20.1%)**, Northern and Central Luzon Region with **Php1,499,267,928.00 (16.30%)** and Mindanao Region with **Php919,301,420.00 (9.90%)** respectively.

Table 5. Comparative regional sales performance of PCSO games

Region	Retail Receipts	Retail Receipts	Variance	
	Jan. to March 2016	Apr. to June 2016	(Php)	(%)
NCR	2,984,667,340.00	2,990,374,110.00	5,706,770.00	0.19%
NCL	1,483,568,444.00	1,499,267,928.00	15,699,484.00	1.00%
STBR	1,919,382,397.00	1,907,656,573.00	(11,725,824.00)	(0.60%)
Visayas	1,916,191,082.00	1,881,860,565.00	(34,330,517.00)	(1.70%)
Mindanao	917,721,160.00	919,301,420.00	1,580,260.00	0.17%
TOTAL	9,221,530,423.00	9,198,460,596.00	(23,069,827.00)	(0.25%)

Sales of PCSO products in 2nd quarter of 2016 recorded a low turnout with only **Php9,198,460,596.00** compared to the 1st quarter sales of **Php9,221,530,423.00** in the same year. The sales for the period April to June 2016 is lower by **Php23,069,827.00** or **0.25%** with that of the 1st Quarter.

In the 2nd quarter of CY 2016, the Northern and Central Luzon (NCL) registered the highest increase in retail receipts with 1% amounting to **Php15,699,484.00** followed by the National Capital Region (NCR) with 0.19% amounting to **Php5,706,770.00**, and Mindanao with 0.17% amounting to **Php1,580,260.00**, the Visayas and Southern Tagalog and Bicol Region (STBR) both recorded a decreased in retail receipts, Visayas with 1.7% amounting to **Php34,330,517.00** and STBR with 0.6% amounting to **Php11,725,824.00**. As a result, the Agency comes up with a decrease of 0.25% or a total of **Php23,069,827.00** from the previous quarter.

The total retail receipts for the 2nd quarter of 2016 amounting to **Php9,198,460,596.00** fell short by **Php951,539,404.00** or **9.37%** of the Php10.15 Billion target for the quarter. The shortage in total gross sales was primarily due to the following: (1) *shortage of lotto paper supplies (thermal paper) to Luzon agents*, (2) *telecommunication problems in remote provincial areas which resulted to non-operations of agents*, (3) *lingering power shortage in Mindanao area and*, (4) *sustained marketing strategy to effectively promote Lotto Express particularly in Mindanao to increase sales.*

DRAW SCHEDULE
Monday to Sunday
7 am – 12 midnight
Draw is held every 10
minutes

C. Sales Performance of Lotto Games

Figure4 shows the percentage share of each Lotto game to the total revenue earned for the Lottery games for the period April to June 2016. Topping the games is the **Suertres 3D** with a sales revenue of **Php2,116,757,970.00** contributing **31%** to the total lotto earnings. Ranking 2nd is another digit game **E22** with a gross sales of **Php1,560,728,270.00** representing **23%** of the total revenue. Adding **11%** and **10%** each to the total lotto sales are jackpot-bearing games **Grand Lotto 6/55** and **Super Lotto 6/49** yielding a total sales of **Php758,130,020.00** and **Php702,808,280.00**, respectively. Following closely is the **Mega Lotto 6/45** with a percentage share of **9%** or an earning of **Php603,662,520.00**. **Lotto 6/42** added **8%** to the lotto sales with a gross sales of **Php525,600,340.00**. **Ultra Lotto 6/6.58** posted retail receipts of **Php462,631,320.00**, chipping in a **7%** share to the lotto earnings during the period covered. Digit games **4Digit** and **6Digit** on the other hand were able to contribute a percentage share of **2%** (**Php114,136,560.00**) and **1%** (**Php62,968,930.00**) to the total lotto revenue.

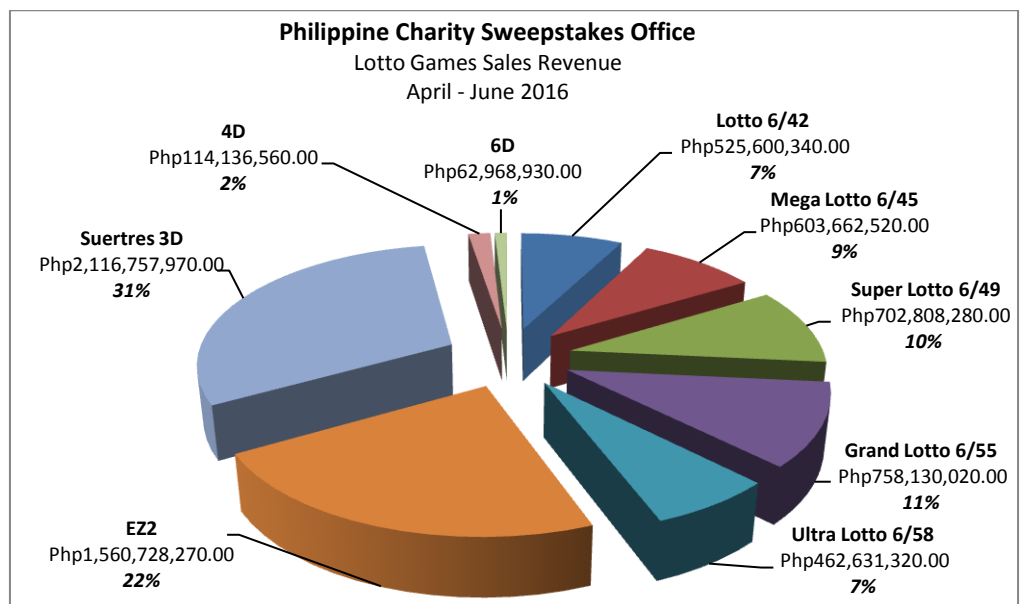


Figure4. Sales Performance of Lotto Games for the period April to June 2016

Detailed discussions on the year-on-year sales performance of the Lotto games in Table 1 revealed that two (2) jackpot-bearing games and three (3) digit games posted increase in retail receipts during the period covered. **Ultra Lotto 6/58** registered the highest increase of **40.14%** in its retail receipts while **6D** recorded the 2nd highest increase of 23.42% for the period April to June 2016. Digit games **EZ2** and **3D** indexed a raise of 9.27% and 1.67% in their retail receipts, respectively. **Mega Lotto 6/45** retail receipts for the period covered on the other hand listed a **0.42%** increase. The rest of the lotto games failed to surpass their April to June 2015 sales performance.

Figure 5 illustrates the monthly sales performance of Lotto games for the first six months of 2016. **Lotto 6/42** and **Grand Lotto 6/55** registered their highest sales receipts of Php201,429,480.00 and Php378,373.00, respectively in **January**. Five (5) Lotto games posted their highest retail receipts in **February**, namely: **Mega Lotto 6/45** (Php239,688,160.00), **Super Lotto 6/49** (Php298,130,160.00), **EZ2** (Php538,744,030.00), **Suertres 3D** (Php752,175,430.00), and **4D** (Php40,512,500.00). **Ultra Lotto 6/58** and **6D** indexed their respective highest retail receipts of Php175,313,620.00 and Php22,753,170.00 in **June 2016**. A closer look at the data in figure 6 reveals that the highest Lotto games total retail receipts of **Php2,511,578,370.00** is posted in January while the lowest sales is recorded in March.

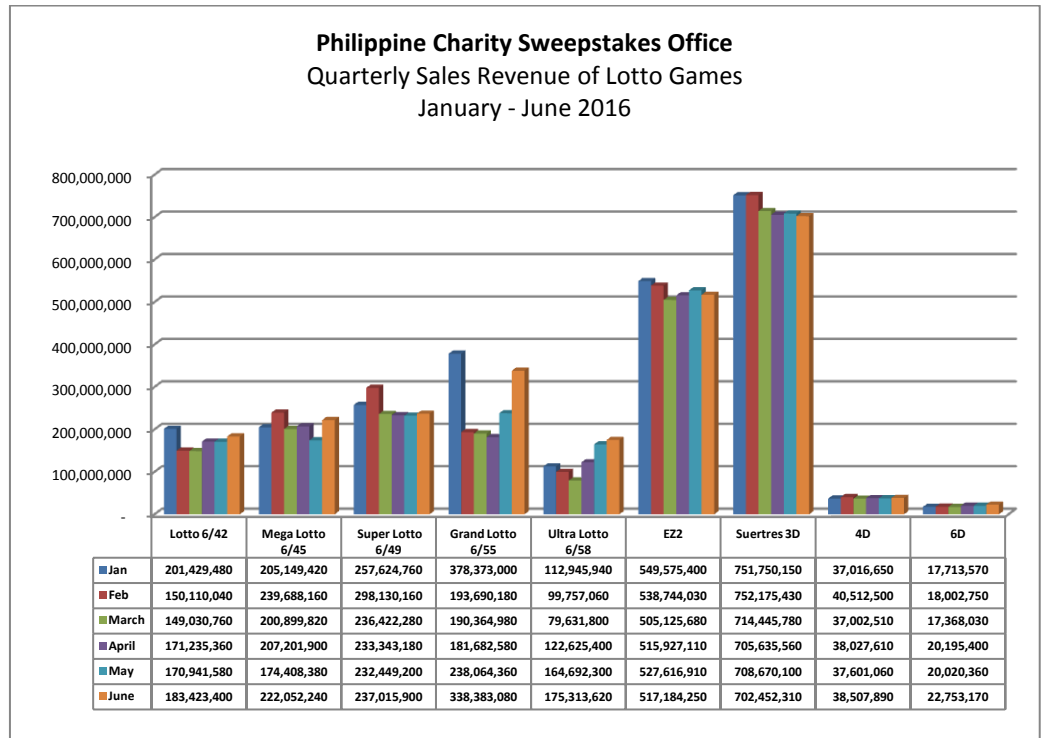


Figure 5. Monthly sales performance of Lotto Games for the period January to June 2016

PCSO PROGRAMS AND SERVICES

Individual Medical Assistance Program (IMAP)

Individual Medical Assistance Program aims to provide financial assistance to individual patients through guarantee letters (GL) addressed to hospitals, diagnostic laboratories/centers, pharmacies and other health care facilities. The program covers the cost of hospitalization, medical supplies, medicines, dialysis, diagnostic procedures, chemotherapy drugs, hearing aid/implant, implants and prosthesis and medical needs of the beneficiaries.



At Source Ang Processing (ASAP)

The PCSO ASAP Desk brings the agency's Individual Medical Assistance Program (IMAP) closer to patients by establishing help desks to partner private and government hospitals which directly provide medical services to clients. The program was conceived in response to the growing number of individuals who seek assistance to PCSO for health-related concerns.



D. Lotto Jackpot Winners

Table 6. Lotto jackpot winners for the period April to June 2016

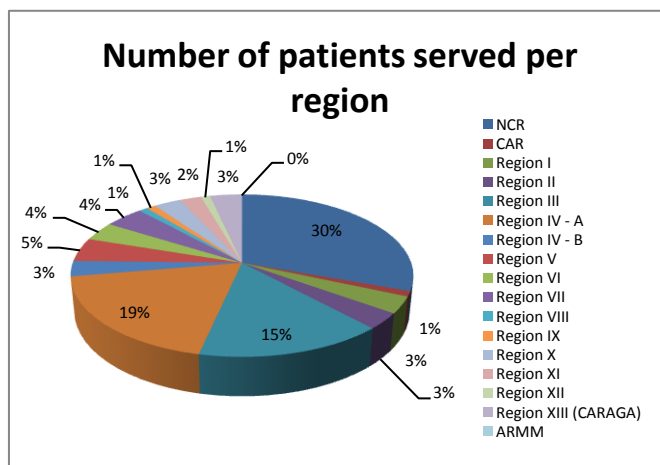
Lotto Games	Draw Date	No. of Winners	Jackpot Prize
• Lotto 6/42	April 7, 2016	1	Php22,612,748.00
	May 5, 2016	1	32,992,728.00
	May 7, 2016	1	6,000,000.00
	May 31, 2016	1	24,710,648.00
• Mega Lotto 6/45	April 29, 2016	1	44,258,488.00
	May 13, 2016	2	15,796,816.00
	June 6, 2016	1	76,105,800.00
• Super Lotto 6/49	April 14, 2016	1	94,210,188.00
	June 19, 2016	1	97,109,808.00
TOTAL		10	Php413,797,224.00

Ten (10) lucky Lotto players won a total of **Php413,797,224.00** jackpot prize for the period April to June 2016. One (1) fortunate Super Lotto 6/49 patron won the highest recorded jackpot prize for the second quarter of 2016 amounting to Php97,109,808.00.

II. CHARITY PROGRAMS AND SERVICES

A. Individual Medical Assistance Program (IMAP)

For the period April to June 2016, PCSO allocated a total of **Php 1,788,985,636.57** for **64,173 individuals** nationwide who need financial assistance for hospitalization, laboratory and/or medical procedures for various ailments including surgeries, and treatment for terminal diseases such as chemotherapy and dialysis (see table 1.a).



ment for terminal diseases such as chemotherapy and dialysis (see table 1.a).

Out of 64,173 patients who received the agency's assistance, 30,925 (48%) were served at the PCSO Main

PCSO PROGRAMS AND SERVICES

Medical and Dental Mission

PCSO resident doctors and nurses attend to the medical and dental needs, diagnose and treat patients and communicate primary health care to local communities through the conduct of free medical and dental missions. This program provides direct consultation and access to medicines along with hands-on medical work and is being implemented in partnership with Local Government Units (LGUs), Non-government Organizations (NGOs), civic and religious organizations and other government agencies.



Health Capability Building for Informal Dwellers in Resettlement Areas

The Health Capability Building for Informal Dwellers in Resettlement Areas is a project of PCSO, National Housing Authority (NHA), and local government unit (LGU), which supports the President's commitment to provide a safe and healthy environment for the relocated informal settlers.



Office in Mandaluyong City and Extension Office at the Lung Center of the Philippines in Quezon City, while the remaining 33,248 patients (52%) were assisted at the 53 PCSO Branch Offices nationwide.

Comparatively, about 30% (Php 704,321,292.77) from the Php 1,788,985,636.57 approved IMAP allocation, went to 19,567 patients from the National Capital Region (NCR), while 19% (Php 397,721,027.64) was granted to 12,109 patients from Region IV – A (CALABARZON). Region III got the third largest IMAP allocation where 15% (Php 286,066,370.37) benefitted 9,897 patients. Meanwhile, the remaining 36% was allocated to the other regions of the country.

Table 7. Individual Medical Assistance Program (IMAP) Regional Distribution

REGION	No. of indigent patients served			IMAP assistance granted (in pesos)		
	Main Office	Branch Offices	Total	Main Office	Branch Offices	Total
NCR	19,567	0	19,567	704,321,292.77	0.00	704,321,292.77
CAR	71	595	666	4,057,200.00	12,625,496.00	16,682,696.00
Region I	300	1,830	2,130	14,417,500.00	35,961,864.00	50,379,364.00
Region II	248	1,802	2,050	13,690,080.00	35,869,003.25	49,559,083.25
Region III	3,581	6,316	9,897	148,592,814.00	137,473,556.37	286,066,370.37
Region IV - A	6,071	6,038	12,109	258,363,886.58	139,357,141.06	397,721,027.64
Region IV - B	247	1,711	1,958	11,927,900.00	16,690,493.60	28,618,393.60
Region V	320	2,694	3,014	15,239,800.00	33,732,480.72	48,972,280.72
Region VI	145	2,269	2,414	9,255,200.00	66,188,672.90	75,443,872.90
Region VII	45	2,723	2,768	2,837,700.00	26,439,276.89	29,276,976.89
Region VIII	161	453	614	6,769,300.00	15,939,575.88	22,708,875.88
Region IX	41	601	642	1,873,600.00	8,609,660.48	10,483,260.48
Region X	47	1,881	1,928	2,533,800.00	14,424,495.72	16,958,295.72
Region XI	15	1,499	1,514	901,300.00	17,859,237.30	18,760,537.30
Region XII	23	622	645	1,359,800.00	10,606,638.00	11,966,438.00
Region XIII (CARAGA)	28	2,214	2,242	1,312,300.00	18,648,071.05	19,960,371.05
ARMM	15	0	15	1,106,500.00	0.00	1,106,500.00
TOTAL	30,925	33,248	64,173	1,198,559,973.35	590,425,663.22	1,788,985,636.57

PCSO PROGRAMS AND SERVICES

Out-patient Medical Services

One of the programs of PCSO that can be easily accessed by the individuals seeking medical and dental consultation and treatment is the Out-patient Consultation Services implemented by the Medical Services Department.



Ambulance Donation Program

PCSO Ambulance Donation Program provides ambulance units to hospitals, health institutions, municipalities (4th, 5th and 6th class)/ provinces and city health offices in different priority areas.



Medicine Donation Program

Serving as a stop gap measure, the PCSO Medicine Donation Program provides basic medicines in kind to government and non-government organizations engaged in health programs, projects and services to enable them facilitate efficient and effective health care services to the disadvantaged sector of society.

Charitable work is central to our culture

Table 7.a Individual Medical Assistance Program (IMAP)

NATURE OF REQUEST	No. of Request	Amount
Confinement	9,795	490,642,536.69
Chemotherapy	8,032	381,377,653.66
Dialysis (Hemodialysis and Peritoneal)	746	11,792,280.00
Medicines	8,482	142,154,520.00
Implant/Prosthesis/Medical Devices	1,697	113,891,900.00
Laboratory and Diagnostic Procedures	1,486	27,336,383.00
Surgery	305	13,878,200.00
Radiation Treatment	195	11,174,100.00
Laser Treatment	58	1,485,600
Medical Appliances	35	881,800.00
Others	94	3,945,000.00
TOTAL	64,173	1,788,985,636.57

B. Out-patient Medical Services

For the same quarter of 2016, a total of 6,574 walk-in and referred indigent patients and 4,743 PCSO officials, employees, and their dependents, availed free basic medical and dental consultation and services of PCSO amounting to Php 123,798.15 and Php 83,970.80 respectively.

C. Medical and Dental Mission

For this program, a total of 2,494 adults, dental patients, and children benefitted from eight medical and dental missions in various locations where free medical and dental consultations, treatment, and medicines were offered by PCSO. During the quarter, Php 105,908.55 was disbursed for the program's implementation.

Table 8. Regional Distribution of PCSO's Medical and Dental Mission

Month	No. of medical missions	No. of beneficiaries	Amount of assistance (in pesos)
April	3	398	Php 16,186.65
May	3	1,053	Php 44,664.44
June	2	1,043	Php 45,057.39
TOTAL	8	2,494	Php 105,908.55

D. Medicine Donation Program

Under the PCSO’s Medicine Donation Program, a total of 30 beneficiaries throughout the country received a total of Php 705, 653.24 worth of medicines during the 2nd quarter.

Table 9. Monthly distribution of the Medicine Donation Program

Month	No. of beneficiaries	Amount of assistance granted (in pesos)
April	13	329,947.77
May	10	195,764.19
June	7	179,941.28
Total	30	705,653.24

E. Health Capability Building for Informal Dwellers in Resettlement Areas

The Health Capability Building for Informal Dwellers in Resettlement Area is a project of PCSO, National Housing Authority (NHA), and local government unit (LGU), which supports the President’s commitment to provide a safe and healthy environment for the relocated informal settlers.

During the second quarter, 1,160 relocated residents in Trece Martirez, Cavite, benefitted from the once-a-week medical and dental consultation of the PCSO Medical and Dental Team. A total of 652 relocated residents of Sunshineville 1, Phase 1, Barangay Cabuco, Trece Martirez, Cavite, were provided with medical and dental consultation worth Php 22,595.57, while 483 relocated residents from Southville 2, Phase 3, Barangay Aguado, Trece Martirez, Cavite, were given free medical and dental consultation from PCSO amounting to Php 23,521.50.

F. At Source Ang Processing (ASAP) Program

The PCSO ASAP Desk brings the agency’s Individual Medical Assistance Program (IMAP) closer to patients by establishing a help desk to partner private and govern-

ment hospitals which directly provide medical services to clients. The program was conceived in response to the growing number of individuals who seek assistance from PCSO for health-related concerns.

For the period covered, two (2) private hospitals in the National Capital Region (NCR) and six (6) provincial hospitals implemented the PCSO ASAP desk, making the PCSO ASAP desk already available to 31 hospitals since its launching in 2015. The table below shows the hospitals which implemented the PCSO ASAP desk during the second quarter.

Table 10. List of partner hospitals

Partner Hospital	ASAP Desk Implementation Date
1. ASIAN HOSPITAL	June 5, 2016
2. OUR LADY OF LOURDES HOSPITAL	June 1, 2016
3. BATANGAS MEDICAL CENTER	April 11, 2016
4. BROKESHIRE INTEGRATED HEALTH MINISTRIES, INC.	May 16, 2016
5. CASTRO MATERNITY & MEDICAL CENTER	April 14, 2016
6. DAVAO REGIONAL AND MEDICAL CENTER	May 24, 2016
7. DELA SALLE UNIVERSITY CENTER	May 17, 2016
8. BULACAN MEDICAL CENTER	May 26, 2016

G. Ambulance Donation Program

For the second quarter of 2016, the Assets and Supply Management Department recommended to the OAGM for Administrative Sector the approval of 112 requests from various entities.

III. OPERATIONAL HIGHLIGHTS

A. Management Initiative

A.1. Expansion of Branch Offices

In the middle of 2nd quarter of CY 2016, the Agency attained its target to open three (3) branch offices before June 30, 2016. The PCSO Aurora Branch is the 3rd branch that opened this year after Southern Leyte and Romblon. The newly



MANAGEMENT INITIATIVES

Expansion of Branch Offices



Sustainability of ISO Certification






opened branch office is located at the Old Hospital Bldg., San Luis St., Barangay 5, Baler, Aurora and started its operation on May 16, 2016.

A.2. Sustainability of ISO Certification

The prize payment by check processes passed the ISO Certification on March 2016. The Treasury Department is currently addressing the two Non-Conformities (NC) and five Opportunities For Improvement (OFI) issued by the Internal Quality Audit (IQA) Team.

A.3. Competency Development Project for PCSO

The Competency Development Project for PCSO proposed by the Career Clinic and Enterprise Solutions Inc. (CESI) was submitted to the Expert Panel. Accomplishments include the conduct of consultative meetings, creation of Technical Working Group, calendar of activities, documentation process and list of target participants for the upcoming activity on July 2016.

B. Information System Projects

B.1. Human Resource Information System (HRIS)

As of June 2016 the activation of the Employee Self Service (ESS) was approved by the General Manager. ESS has been activated and made accessible to officials and personnel at the Main Office and extension offices at the San Marcelino and Lung Center of the Philippines. HRIS production was also completed in the following branch offices: La Union, Ilocos Sur, Benguet, Pampanga and Isabela.

B.2. Computerized Accounting System (CAS)

The Treasury Department reached 98% roll out of the Cash Management Module in the Prize Fund Division. The rest of the Divisions (Charity Fund, Operating Fund, Collection and Monitoring and Cash Disbursement) are still undergoing training on the said module.