



PHILIPPINE CHARITY SWEEPSTAKES OFFICE ACCOMPLISHMENT REPORT 1ST QUARTER, CY 2018 (JANUARY 1 – MARCH 31)

Message from the PCSO General Manager

Year 2018 looks bright and hopeful for the Philippine Charity Sweepstakes Office (PCSO). Within the first quarter of the year, PCSO already generated almost Php 16 Billion, from which the amount of Php 2.4 Billion was allocated for its beneficiaries under the Individual Medical Assistance Program, Php 3.6 Billion for taxes, Php 106 Million for mandatory contributions, among others.

The appointment of a new Chairperson for PCSO within the first month of 2018 was a good sign coming from the President that he believes in the programs and projects of the Agency.

For this year, PCSO officials and employees will continue to work together to sustain and develop its fund generation projects so that we will be able to help more Filipinos through its various charitable programs. The Agency's commitment to the national government will still be a top priority through the regular payment of its mandatory obligations.

We know that it is inevitable that new challenges will be faced by the Agency, but we assure the President and the Filipino people that we will be steadfast in serving those who are seeking assistance from PCSO despite any storm. We are very much confident that as one team, as one family, PCSO will be able to surpass its previous achievements within the coming months.

For this year 2018 and the coming years ahead, PCSO will continue to give hope, love and charity by the millions!

ALEXANDER F. BALUTAN
PCSO Vice-Chairperson and General Manager

The **Philippine Charity Sweepstakes Office (PCSO)** is the principal government agency for raising and providing funds for health programs, medical assistance and services, and charities of national character thru the holding and conduct of lotteries and similar activities, in such frequency and manner, as shall be determined, and subject to such rules and regulations as shall be promulgated by the Board of Directors (*Section 1, RA 1169, as amended by Batas Pambansa Bilang 42 and Presidential Decree No. 1157*).

Pursuant to Section 6, Republic Act No. 1169, as amended (PCSO Charter), the net receipts of the Agency shall be divided into the following funds:

- 55% (Prize Fund)
- 30% (Charity Fund) and
- 15% (Operating Fund)

The **Prize Fund**, which is 55% of the net receipts, is used for the payment of prizes, including those for owners and jockeys of running horses and sellers of winning tickets. This is a trust liability account. Unclaimed prizes or balances in Prize Fund reverts and forms part of the Charity Fund after one (1) year.



The **Operating Fund** forms 15% of the revenue allocation, which is used to support the day-to-day operating/maintenance and capital expenditures of the PCSO. If there is a balance on the Operating Fund at the end of the fiscal year, it reverts and forms part of the Charity Fund.

The **Charity Fund**, 30% of the PCSO net receipts, is a trust and liability account used exclusively to finance and support health programs, medical assistance and services and/or charities of national character.

Mission

To generate funds for health programs and charities of national character through charity sweepstakes races, lotteries and other similar activities.

Vision

PCSO shall be present in every province conducting efficient gaming operations and providing responsive medical assistance and charity services by 2022

Core Values

- **P**rofessionalism
- **C**ompassion
- **S**tewardship
- **O**ptimism

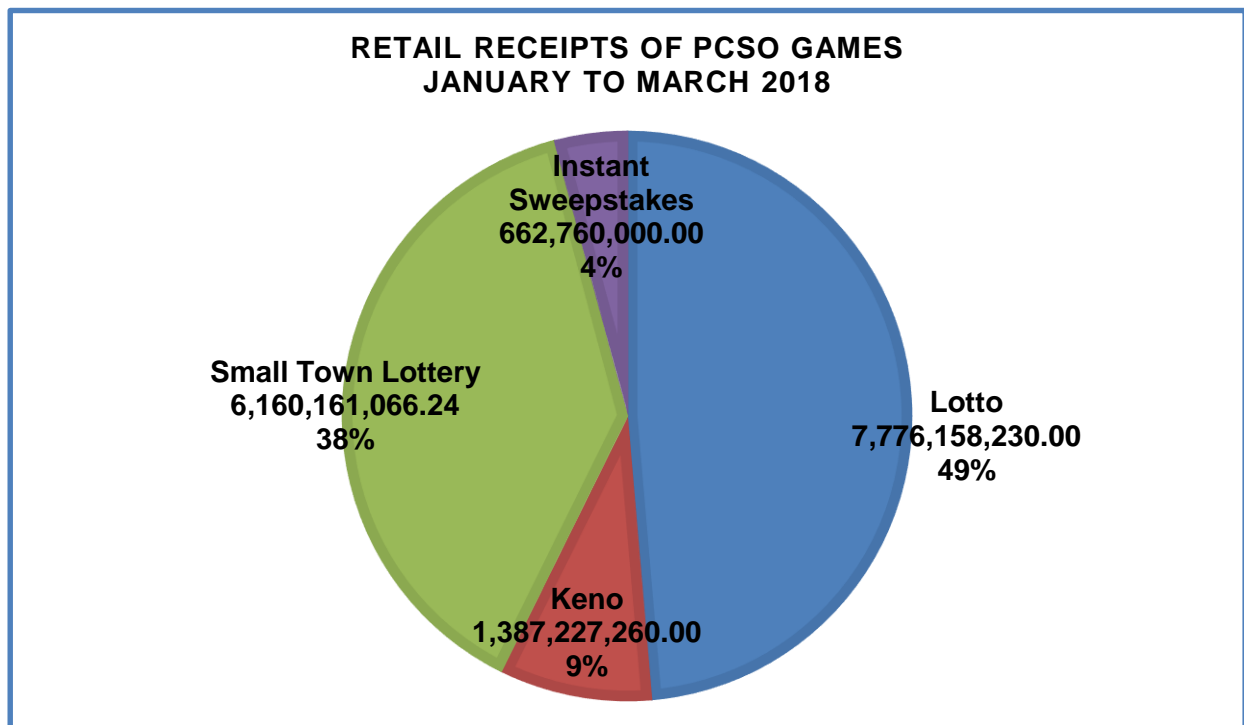
I. FUND GENERATION

A. PCSO Retail Receipts

For the 1st quarter of 2018, PCSO generated a total of **P15,986,306,556.24** from its Lotto, Keno, Digit Games, Small Town Lottery, and Instant Sweepstakes. This is **28%** higher than the revenues from PCSO games in the first quarter of 2017.

Lotto and Digit Games gained the highest retail receipts amounting to **P7,776,158,230.00**, followed by the Small Town Lottery which yielded a total of **P6,160,161,066.24**, compared to only P2,877,462,813.00 in 2017 which is 114.08 % higher. Keno also posted a 10% increase in its revenues from P1,260,793,360.00 during the 1st quarter of 2017, to **P1,387,227,260.00** during the same period of 2018. Lastly, Instant Sweepstakes contributed a total of **P662,760,000.00** from January 1 to March 31, 2018.

Based on the pie chart below, Lotto and Digit games remain to be the biggest earner, contributing 49% of the total sales from January 1 to March 31, 2018, followed by STL with 38%, Keno with 9% and lastly by Instant Sweepstakes with 4%.



II. FUND PROVISION

A. Individual Medical Assistance Program (IMAP)



The Individual Medical Assistance Program (IMAP) is PCSO's flagship medical assistance program which extends financial assistance for medical and hospitalization expenses of needy and sick Filipinos, regardless of class or status, through the issuance of guarantee letters (GLs) to partner public and private hospitals.

From January 1 to March 31, 2018, a total of **120,356 patients** were served all over the country with an IMAP assistance allocation amounting to **P2,357,690,596.81**. The number of patients assisted and amount of assistance allocated are 34% and 40% higher compared to the same period of 2017.

The table below shows the monthly distribution of IMAP assistance:

Distribution of IMAP for the 1st quarter, CY 2018

Month	No. of Patients		%	Amount of Assistance (in pesos)		%
	CY 2017	CY 2018		CY 2017	CY 2018	
January	26,732	39,962	49%	479,970,102.02	761,140,420.47	59%
February	32,366	41,571	28%	623,146,020.51	797,585,962.79	28%
March	30,657	38,823	26%	581,464,059.11	798,964,213.55	37%
Total	89,755	120,356	34%	1,684,580,181.64	2,357,690,596.81	40%

Further, in terms of the nature of requests, confinement was the top requested assistance with 50,046 patients served from January 1 to March 31, 2018, followed by the request for medicines with 36,312 beneficiaries. Chemotherapy came in third with 12,754 patients served while 11,516 patients requested for laboratory and diagnostic procedures. Also, 3,131 patients requested for peritoneal and hemodialysis. Lastly, 6,597 beneficiaries asked for other requests such as radiation treatment, surgery, implant/prosthesis/medical devices, laser treatment, medical appliances, blood, and




transplant. The table below shows the distribution of patients according to their nature of request:

Number of IMAP Beneficiaries per Nature of Request for 1st quarter, CY 2018

Nature of Request	No. of Beneficiaries		Amount of Assistance Allocated	
	CY 2017	CY 2018	CY 2017	CY 2018
Confinement	38,685	50,046	781,394,306.17	1,086,603,863.04
Medicines	27,583	36,312	325,704,326.23	440,158,867.78
Chemotherapy	9,979	12,754	364,975,248.70	488,199,469.73
Laboratory and Diagnostic Procedures	7,989	11,516	59,564,267.32	101,514,578.99
Dialysis (Hemodialysis and Peritoneal)	1,352	3,131	13,120,831.67	31,873,598.35
Implant/Prosthesis/Medical Devices	1,880	2,908	96,304,884.00	149,713,223.00
Radiation Treatment	628	1,070	19,995,204.00	29,620,631.00
Medical Appliances	440	832	5,030,114.60	7,648,126.00
Surgery	620	687	12,384,710.95	13,266,425.67
Others	244	637	3,438,348.00	5,922,205.00
Blood	280	403	985,940.00	1,683,608.25
Laser Treatment	62	60	1,601,600.00	1,486,000.00
Transplant	13	0	80,400.00	-
Total	89,755	120,356	1,684,580,181.64	2,357,690,596.81

B. “At Source Ang Processing” (ASAP) Desks



For more efficient delivery of financial assistance and to make services more accessible to Filipinos, PCSO introduced the “At Source Ang Processing” (ASAP) Desk as a delivery system of IMAP.

On January 2, 2018, PCSO established its ASAP Desk at the **Sta. Maria Josefa Hospital Foundation** in Naga. From only 42 ASAP Desks during the same period of 2017, there are already **58 operational**

PCSO ASAP Desks in partner hospitals nationwide as of March 31, 2018. The table below shows the list of PCSO partner hospitals with PCSO ASAP Desks:

List of Hospitals with PCSO ASAP Desks as of March 31, 2018

No.	Hospital	Date of Implementation	City/Region	Private/ Government
1	Adventist Medical Center Manila	05/06/2017	Pasay City	P
2	AFP Medical Center	26/05/2017	Quezon City	G
3	Amang Rodriguez Memorial Medical Center	05/01/2016	Marikina City	G
4	Asian Hospital and Medical Center	05/06/2016	Muntinlupa City	P
5	Capitol Medical Center	21/02/2017	Quezon City	P
6	Cardinal Santos Medical Center	25/01/2016	San Juan City	P
7	Delos Santos Medical Center	06/01/2016	Quezon City	P
8	Dr. Jose Fabella Memorial Hospital	25/01/2016	Manila	G
9	Dr. Jose N. Rodriguez Memorial Hospital	17/07/2017	Caloocan City	G

10	East Avenue Medical Center	23/12/2015	Quezon City	G
11	FEU-Dr. Nicanor Reyes Medical Foundation Medical Center	05/01/2016	Quezon City	P
12	Foundation of Our Lady of Peace Mission, Inc. - Our Lady of Peace Hospital	15/09/2017	Paranaque City	P
13	Hospital of the Infant Jesus	25/01/2016	Manila	P
14	Jose R. Reyes Memorial Medical Center	27/12/2015	Manila	G
15	J.P. Sioson General Hospital and Colleges, Inc.	10/09/2016	Quezon City	P
16	Justice Jose Abad Santos General Hospital	18/10/2016	Manila	G
17	Las Pinas General Hospital and Satellite Trauma Center	23/12/2015	Las Pinas City	G
18	Lung Center of the Philippines	06/11/2017	Quezon City	G
19	MCU-FDMTF Hospital, Inc.	25/01/2016	Caloocan City	P
20	Makati Medical Center	08/09/2016	Makati	P
21	Manila Doctors Hospital	07/01/2016	Manila	P
22	Manila Med (Medical Center Manila)	16/09/2016	Manila	P
23	Mary Johnston Hospital	29/03/2016	Manila	P
24	Medical Center of Taguig City, Inc.	23/11/2017	Taguig City	P
25	Metropolitan Medical Center	18/01/2016	Manila	P
26	National Children's Hospital	02/02/2016	Quezon City	G
27	Ospital ng Muntinlupa	23/12/2015	Muntinlupa City	G
28	Our Lady of Lourdes Hospital	01/06/2016	Manila	P
29	Philippine Children's Medical Center	01/08/2016	Quezon City	G
30	Philippine Heart Center	16/02/2016	Quezon City	G
31	Providence Hospital, Inc.	18/12/2017	Quezon City	P
32	Quirino Memorial Medical Center	23/12/2015	Quezon City	G
33	Rizal Medical Center	27/12/2015	Pasig City	G
34	San Lazaro Hospital	16/02/2016	Manila	G
35	St. Jude General Hospital and Medical Center	13/03/2017	Manila	P
36	St. Luke's Medical Center - Global City	07/05/2015	Taguig City	P
37	St. Luke's Medical Center - Quezon City	07/05/2015	Quezon City	P
38	St. Martin de Porres Charity Hospital	27/02/2017	San Juan City	P
39	Taguig Pateros District Hospital	22/11/2017	Taguig City	G
40	Tondo Medical Center	02/05/2016	Manila	G
41	UE-Ramon Magsaysay Medical Center	13/01/2016	Quezon City	P
42	Victor R. Potenciano Medical Center (VRP)	13/03/2017	Mandaluyong City	P
PROVINCIAL				
43	Batangas Medical Center	11/04/2016	Batangas City, Batangas	G
44	Brokenshire Integrated Health Minitries, Inc.	16/05/2016	Davao City, Davao del Sur	P
45	Bulacan Medical Center	26/05/2016	Malolos City, Bulacan	G
46	Castro Maternity Hospital and Medical Center	07/04/2016	Baliuag, Bulacan	P
47	Davao Doctors Hospital	02/11/2017	Davao City, Davao del Sur	P
48	Davao Regional Medical Center	24/05/2016	Tagum City, Davao del Norte	G

49	De La Salle University Medical Center	17/05/2016	Dasmariñas City, Cavite	P
50	Jaime B. Berces Memorial Hospital	18/10/2017	Tabaco City, Albay	P
51	Mandaue City Hospital	15/08/2016	Mandaue City, Cebu	G
52	Mary Mediatrix Medical Center, Inc.	02/10/2017	Lipa City, Batangas	P
53	Southern Philippines Medical Center	01/02/2017	Tagum City, Davao del Norte	G
54	St. Dominic Medical Center	01/12/2017	Bacoor City, Cavite	P
55	Universidad de Sta. Isabel Health Services Department	05/09/2017	Naga City, Camarines Sur	P
56	West Metro Medical Center	04/10/2017	Zamboanga City, Zamboanga del Sur	P
57	Zamboanga City Medical Center	10/10/2017	Zamboanga City, Zamboanga del Sur	G
58	Sta. Maria Josefa Hospital Foundation	02/01/2018	Iriga City, Camarines Sur	P



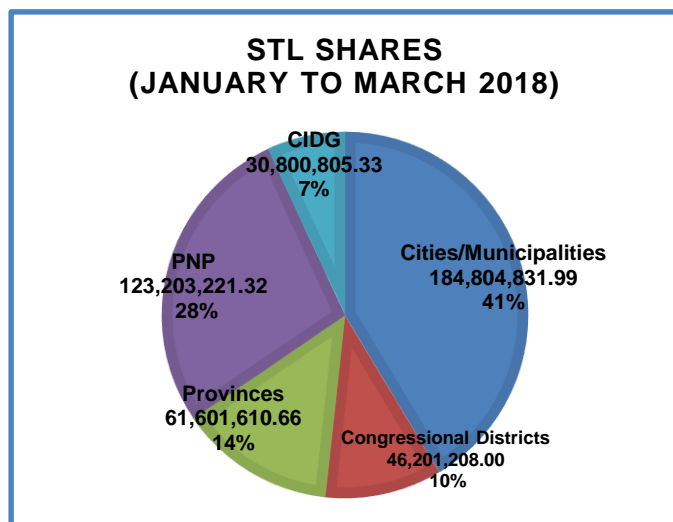
C. Small Town Lottery (STL) Shares

During the 1st quarter of the year, a total of **P 446,611,677.31** went to cities, municipalities, provinces, congressional districts, the Philippine National Police (PNP), and the Criminal Investigation and Detection Group (CIDG) as STL shares. The table below shows the Small Town Lottery (STL) shares from January 1 to March 31, 2018.

STL Shares for the 1st quarter, CY 2018

Particulars	STL Shares (January to March 2018)
Cities/Municipalities	184,804,831.99
Congressional Districts	46,201,208.00
Provinces	61,601,610.66
PNP	123,203,221.32
CIDG	30,800,805.33
Total	446,611,677.31

Based on the pie graph (right), 41% of the total STL shares went to cities and municipalities in the amount of P184,804,831.99 during the 1st quarter of CY 2018. Another 28% or P123,203,221.32 was given to the Philippine National Police (PNP), followed by 14% or P61,601,610.66 for the Provincial Government. Congressional Districts also received 10% or P46,201,208.00 as STL shares. Lastly, PCSO allocated P30,800,805.33 or 7% of the total STL shares for CIDG within this quarter.



D. Taxes and Duties

From January 1 to March 31, 2018, a total amount of **P3,595,378,698.80** was remitted as taxes & duties broken down as follows:

Particulars	Amount
Documentary Stamps Tax	3,045,436,720.44
Final Income Tax	343,609,786.29
Creditable Income Tax	104,114,476.94
Value Added Tax and Other Percentage Taxes	89,250,734.34
Taxes on Compensation	12,431,112.28
Taxes on Horse Race Winners	500,000.00
Fringe Benefit Tax	35,868.51
Total	3,595,378,698.80

E. Mandatory Contributions



For the 1st quarter of 2018, PCSO disbursed a total of **P106,228,974.04** as mandatory contributions for various government agencies and organizations. The table below shows the distribution of mandatory contributions for from January 1 to March 31, 2018:



Particulars	Amount
Commission on Higher Education	80,987,254.30
Philippine Drug Enforcement Agency	25,000,000.00
Philippine Sports Commission	241,719.74
Total	106,228,974.04

F. Financial Assistance for Medical Equipment

PCSO also provides funds for the procurement of medical equipment to various government hospitals and other health facilities to enhance their capability in providing quality healthcare to indigent patients.

From January 1 to March 31, 2018, PCSO granted a total of **P23,791,100.00** for the purchase of various medical equipment such as but not limited to Anesthesia Machine with Ventilator, Defibrillator, LED Operating Room Ceiling Light, Fetal Monitoring, Ultrasound Machine for Physical Therapy, and Ultrasound Machine for Imaging, to the following hospitals and institution:

Particulars	Amount
Gat Andres Bonifacio Medical Center	8,785,100.00
Philippine Red Cross – Lucena Chapter	7,228,000.00
Veterans Memorial Medical Center	4,888,000.00
Luis Rivilla General Hospital	2,890,000.00
Total	23,791,100.00



PCSO Chairperson Anselmo Simeon P. Pinili (3rd from left) hands the check worth P8,880,000.00 to Gat Andres Bonifacio Memorial Medical Center Medical Director Ma. Luisa D. Aquino on March 7, 2018, at the PCSO Head Office, Sun Plaza Buidling, Mandaluyong City. With them are (from left) PCSO Charity Assistance Department Manager Rubin Z. Magno, General Manager Alexander F. Balutan, Director Jesus Manuel Suntay, Luz Garay, PCSO Director Sandra Cam, Mylene Villase, Leilani Palumbanit, and PCSO Director Marlon U. Balite.

G. Calamity Assistance Program

The agency is also proactive in disaster management by way of providing assistance for the families affected by calamities.

For the 1st quarter of CY 2018, PCSO provided **P5,000,000.00** for the families affected by Typhoon Vinta, and **P5,000,000.00** for the families affected by the eruption of the Mayon Volcano in Albay. This is on-top of the **standby fund amounting to P30,000,000.00** allocated for Albay, in case of another eruption.

H. Medical and Dental Mission

From January 1 to March 31, 2018, a total of **3,685** patients benefitted from the Medical and Dental Mission in various parts of the country, from only 760 patients during the same period of 2017. PCSO provided **P174,396.03** worth of medical and dental assistance for the 1st quarter of 2018. The table below shows the comparative distribution of the Medical and Dental Mission Program for 2017 and 2018:

Month	CY 2018	CY 2017	Difference	% of Increase/Decrease
No. of Patients	3,685	760	2,925	385%
Amount of Assistance	174,396.03	23,350.00	151,046.03	647%



Photos show the PCSO Medical and Dental Mission conducted on January 17, 2018, at the Mount View Subdivision in San Jose Del Monte, Bulacan, where 154 residents benefitted from the program.

I. Out-Patient Consultation Program

During the 1st quarter of 2018, PCSO served **3,561** patients for their medical and health services worth **P88,173.25** at the PCSO Extension Office at the Lung Center of the Philippines. The monthly distribution of the program is broken down, as follows:

Month	Number of Patients Assisted	Amount of Assistance
January	1,185	40,588.45
February	1,087	26,329.85
March	1,289	21,254.95
Total	3,561	88,173.25



J. Medicine Donation Program

PCSO also augments medicines in kind to Government and Non-Government agencies to help them in the delivery of health care services within their areas of concerns.

During the 1st quarter of 2018, PCSO granted medicines worth **P1,185,044** to **49** organizations throughout the country.



Right photo shows PCSO Medical Services Department Manager Dr. Jose Bernardo H. Gochoco (left) and Suntrust Properties, Inc. Representative Charito Balutan during the turnover of medicines on February 13, 2018. Meanwhile, left photo shows Dr. Gochoco with Ms. Elizabeth Sahagun who received medicines for Northern University in Laoag City, Ilocos Norte on February 13, 2018, at the PCSO Extension Office at the Lung Center of the Philippines, Quezon City.

K. Endowment Fund Program

Another program of PCSO is the Endowment Fund Program which grants funding support to government hospitals to augment the medical needs of patients admitted in the Charity Section/Ward.

During this quarter, PCSO allocated **P500,000.00** as Endowment Fund to Guimba District Hospital in Nueva Ecija.

L. Milk Feeding Program

From January to March 31, 2018, PCSO provided **P240,000.00** to the National Dairy Authority for the conduct of the Milk Feeding Program in Llanera and Talavera, Nueva Ecija.



M. Health Capability Building for Informal Dwellers

In partnership with the National Housing Authority, PCSO has been providing medical and dental services in Barangay Pinugay, Baras, Rizal every Tuesday at the barangay's health station since March 13, 2018. The health capability building program shall last for six months or until the management of the facility is turned-over by PCSO to the barangay social workers.

For the 1st quarter of the year, 72 patients were assisted in the said program.



Photos show the formal launch of the Health Capability Program in Pinugay, Baras, Rizal on March 13, 2018.

N. Employees, Dependents, and Retirees Consultation and Management Services

During the first quarter of 2018, PCSO provided a total of P35,700.34 for the medical and dental services of 7,878 employees, their dependents, and retirees at the PCSO Extension Office at the Lung Center of the Philippines. The table below shows the comparative distribution of Employees, Dependents, and Retirees Consultation and Management Services for 2017 and 2018:

Month	CY 2018	CY 2017	Difference	% of Increase/Decrease
No. of Beneficiaries	7,878	5,741	2,137	37%
Amount of Assistance	35,700.34	70,436.19	-34,735.85	-49%

III. OTHER ACCOMPLISHMENTS AND MILESTONES

- **Jackpot Winners**
 - PCSO was able to produce 16 lucky Lotto jackpot millionaires via its Lotto 6/42, Mega Lotto 6/45, Super Lotto 6/49, Grand Lotto 6/55, and Ultra Lotto 6/58 games, in which the agency granted P772,160,958.00 from January to March 2018:

Game Type	1 st quarter, CY 2018	
	No. of Jackpot Winners	Total Prize Pay-out
Lotto 6/42	6	131,085,352.00

Mega Lotto 6/45	3	96,994,150.00
Super Lotto 6/49	3	182,409,992.00
Grand Lotto 6/55	2	29,700,000.00
Ultra Lotto 6/58	2	331,971,464.00
Total	16	772,160,958.00

- Authorized Agent Corporations (AACs) for STL
- There are already 81 operational STL AACs as of March 31, 2018. The following is the list of STL AACs in various areas:

NO.	NAME OF CORPORATION	AREA OF OPERATION
NATIONAL CAPITAL REGION (5)		
1	Chivalric Inc.	NCR Eastern District
2	Golden Era Lucky Seven Gaming Corporation	NCR Western District (Manila)
3	Great Platinum Gaming Online, Inc.	NCR-CENTRAL DISTRICT (Quezon City)
4	Happy Cool Games and Amusement Corporation	NCR Southern District
5	Roll Over Gaming Corporation	NCR Northern District
NORTHERN AND CENTRAL LUZON (21)		
6	AVM Gaming and Amusement Corporation	Quirino Province
7	Charity Games of Chance Corporation	Cagayan Province
8	CTG Prime Ventures Inc.	Province of Nueva Ecija
9	Diamond Gaming & Research Center Corporation	Bulacan
10	D'oro Tigre Corporation	Abra
11	Fair Ways Management and Gaming Corporation	Santiago City, Isabela
12	First La Union Leisure Entertainment & Gaming Corporation	La Union
13	GIPC Gaming and Amusement Center	Zambales Excluding Olongapo City
14	Golden Matrix Gaming & Amusement Corp.	Olongapo City, Zambales
15	King's 810 Gaming Corporation	Nueva Vizcaya
16	Lake Tahoe Gaming & Amusement Corporation	Angeles City, Pampanga
17	Lucky Pick Amusement & Development, Inc.	Province of Ilocos Norte
18	Northtrails Resources Inc.	Tarlac
19	Pines Estate and Gaming Corporation	Baguio City
20	Pines Estate and Gaming Corporation	Province of Benguet Excluding Baguio City
21	Randomchoice Gaming Corporation	Aurora
22	S Grande Corporation	Ilocos Sur
23	Sahara Games and Amusement Philippines Corp.	Isabela Province Excluding Santiago City
24	Speedgame, Incorporated	Pangasinan
25	Suncove Corporation	Province of Pampanga Excluding Angeles City
26	Sunset Bay Research & Marketing Corporation	Bataan Province
SOUTHERN TAGALOG AND BICOL REGION (15)		
27	Batangas Enhanced Technology Systems, Inc.	Province of Batangas
28	Bright Star Lottery and Gaming Corporation	Oriental Mindoro
29	Fair Ways Management and Gaming Corporation	Catanduanes
30	Level-Up Gaming Corporation	Cavite

31	Lucky V Prime Enterprises Corporation	Albay
32	Musclewood Gaming Corporation	Marinduque
33	Oceania Sur Gaming Corporation	Province of Sorsogon
34	Pines Estate Gaming Corporation	Romblon
35	Pirouette Corporation	Quezon Province
36	Propitious Corporation	Rizal
37	Ramloid Gaming Corporation	Province of Laguna including San Pablo City
38	Royal Viva Research Corporation	Province of Occidental Mindoro
39	Sierranuestra Corporation	Puerto Prinsesa City, Excluding Province of Palawan
40	Stemmm Gaming Corporation	Camarines Norte
41	Viva Tech Intl. Amusement & Gaming Corp.	Province of Palawan
VISAYAS (20)		
42	Berich Online Gaming Corporation	Western Samar
43	Eagle-Crest Gaming and Holding Corporation	Iloilo Province Excluding Ilo-ilo City
44	First Golden Fortune Leisure, Inc.	Mandaue City
45	Fivestar Gaming and Entertainment Corporation	Capiz
46	Four Aces Resources Mngt. Corporarion	Negros Oriental
47	Goldcomb Gaming Corporation	Northern Samar
48	Iloilo Small Town Gaming Corporation	Guimaras
49	Lucky 7 Games and Amusement Corporation	Lapulapu City
50	Marikudo STL Corporation	Antique Province
51	PF3 Games and Entertainment Corporation	Bohol
52	Saturn Gaming N' Amusement Corporation -01	Cebu Province Excluding Metro Cebu
53	Saturn Gaming N' Amusement Corporation -02	Southern Leyte
54	Sinsilyo Corporation	Cebu City
55	Super Lucky Beagler, Inc.	Negros Occidental Excluding Bacolod City
56	Super Lucky Beagler, Inc.	Bacolod City
57	System Development and Ventures Corporation	Eastern Samar
58	Victoria Development and Construction Supply Corp	Tacloban City, Leyte
59	Victoria Development and Construction Supply Corp	Leyte Excluding Tacloban City
60	Yetbo Gaming Philippines Corporation	Aklan
61	ZFIC Iloilo Gaming Corporation	Iloilo City
MINDANAO (20)		
62	3A8 Gaming And Entertainment Inc	Lanao del Norte
63	Beato Gioco Lottery inc	Davao Del Norte
64	Diamond Millenium Corporation	Cagayan De Oro City
65	Diamond Millenium Corporation	Misamis Oriental Excluding Cagayan de Oro City
66	DJL1 Gaming Corporation	Zamboanga City
67	Ginansia Inc.	Davao City
68	JGM Gaming and Leisure Corporation	Surigao Del Norte

69	Mekas Gaming and Entertainment Corporation	Zamboanga Del Sur Excluding Zamboanga City
70	Miracle Pick Gaming Corporation	North Cotabato
71	Oro Swerte Gaming & Leisure Corporation	Compostela Valley
72	Ouano Gaming And Leisure Corporation	Agusan Del Sur
73	Provident Marketing And Mobile Enterprises Inc.	Agusan Del Norte
74	Provident Marketing And Mobile Enterprises Inc.	Cotabato City
75	Provident Marketing And Mobile Enterprises Inc.- Davao Del Sur	Province of Davao Del Sur Excluding Davao City
76	Provident Marketing And Mobile Enterprises Inc.,- Davao Oriental	Davao Oriental
77	Southern Rock Empire Corporation	Sultan Kudarat
78	STL Donel Philippines Corporation	Misamis Occidental
79	Sweeteva Online Gaming and Amusement Corporation	Surigao Del Sur
80	Trento Gaming and Leisure Corporation - Bukidnon	Bukidnon
81	Zian Gaming Recreation Inc.	Basilan



Above photos show the conduct of the 9:00 p.m. Small Town Lottery (STL) Draw in Davao City.

➤ **Lotto and Keno Terminals**

- As of March 31, 2018, there are already 11,092 Lotto and Keno terminals nationwide, compared to only 10,733 Lotto and Keno terminals during the same period of 2017.

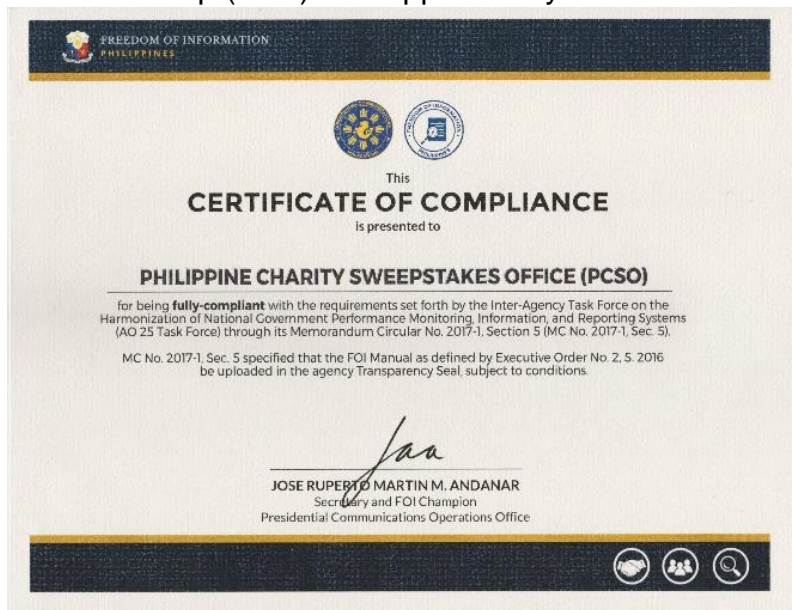
Year	1 ST Quarter, CY 2018	1 st Quarter, CY 2017	Difference	% of Increase
No. of Lotto Terminals	8,787	8,642	145	1.7%
No. of Keno Terminals	2,305	2,091	214	10.23%
TOTAL	11,092	10,733	359	3.34%

- In-house satisfaction survey average rating of **98.95%** for the processing of prize claims



Above photos show some prize claimants at the PCSO Head Office, Conservatory Shaw Plaza Building, Mandaluyong City.

- Conduct of trainings for 521 Lotto Agents and Operators and 264 Keno Agents and Operators
- Identified the four (4) priority target areas for implementation of the Integrated Health for Overall Productivity and Empowerment (I-HOPE) within 2018: Biliran, Sultan Kudarat, Tawi-Tawi, Basilan
- Construction of the PCSO Corporate Center in San Marcelino, Manila through Private-Public Partnership (PPP) was approved by the Board
- Partnership with the Philippine Commission on Women (PCW) during the Celebration of the 2018 National Women's Month
- Recipient of the Freedom of Information (FOI) Certificate of Compliance from the Presidential Communications Operations Office (PCOO)





Disclaimer:

1. The data on this report were submitted by various PCSO offices/departments;
2. All photos were taken and are owned by the PCSO Corporate Planning Department;
3. Agency logos of partner institutions were taken from their websites.