



# **PHILIPPINE CHARITY SWEEPSTAKES OFFICE**

**ACCOMPLISHMENT REPORT  
2<sup>ND</sup> QUARTER 2020  
(1 APRIL TO 30 JUNE 2020)**

**MEDICAL SET**

# TABLE OF CONTENTS

Executive Summary.....	5
I. Introduction.....	12
II. About PCSO .....	12
III. PCSO 2 <sup>nd</sup> Quarter 2020 Operational Accomplishments .....	13
<i>A. Fund Generation Activities</i> .....	13
<i>B. Jackpot Winners Produced</i> .....	15
<i>C. Fund Provision Activities</i> .....	15
1. Medical Access Program.....	16
2. Calamity Assistance Program .....	19
3. Endowment Fund Program.....	20
4. Medical Transport Vehicle Donation Program .....	21
5. Medical Equipment Donation Program .....	23
6. Medicine Donation Program .....	23
<i>D. Corporate Social Responsibility</i> .....	25
1. CSR Activities.....	25
<i>E. Compliance with Mandatory Contributions</i> .....	26
1. Assistance to Government Institutions (Mandatory Contributions).....	26
2. UHC Share.....	26
3. LGU Lotto Shares.....	27
4. Small Town Lottery (STL) Shares .....	27
III. Administrative Accomplishments.....	28
<i>A. Livelihood Generation for Lotto and Keno Agents</i> .....	28
<i>B. STL AACs</i> .....	28
<i>C. Learning and Growth</i> .....	29
1. Hiring for Open Plantilla Positions and Promotions.....	29
2. Training, Seminar, Workshop, and Forum Conducted .....	30
3. Automation of Application for Medical Assistance in NCR.....	30
<i>D. PCSO Response to COVID-19</i> .....	31
1. PCSO RRAP .....	31
2. Health and Safety Protocols for PCSO.....	31
3. Health and Safety Protocols for Games .....	32
4. Other Responses to COVID-19.....	33
IV. Contributions to Nation-Building .....	33
<i>A. Tax Remittances</i> .....	33
<i>B. Early Release of Dividend Remittance</i> .....	34
V. Customer Feedback Mechanisms .....	34
<i>A. Online Feedback</i> .....	34
<i>B. Ipaalam Kay GM</i> .....	35
<i>C. Hotlines for Charity Assistance and Lotto / Keno / STL Concerns</i> .....	35
<i>D. PCSO Social Media Accounts</i> .....	36

<i>E. 8888 Hotline</i> .....	37
<i>Annex A. Calamity Assistance Breakdown per LGU and Government Hospital</i> .....	38
<i>Annex B. Medical Transport Vehicle Donation Program Breakdown per Area and Recipient</i> .....	44
<i>Annex C. List of Recipients of the Medicine Donation Program</i> .....	47
<i>Annex D. Recipients of Financial Assistance for Medicines</i> .....	49
<i>Annex E. Total Taxes Paid per Month</i> .....	50
<i>Annex F. Lotto and STL Shares per LGU</i> .....	51
<i>Annex G. List of STL AACs</i> .....	54

## LIST OF TABLES

Table 1 PCSO Retail Receipts, 1 <sup>st</sup> and 2 <sup>nd</sup> Quarters of 2019 and 2020 .....	14
Table 2 Number of Jackpot Winners and Total Winnings, 1 <sup>st</sup> and 2 <sup>nd</sup> Quarters 2019 and 2020 .....	15
Table 3 Summary of PCSO Fund Provision Activities, 1 April to 30 June 2020 .....	15
Table 4 Summary of MAP Assistance Minus Employees Consultation and Management and Out-Patient Services, 1 April to 30 June 2020 .....	17
Table 5 MAP Assistance Performance, 1 <sup>st</sup> and 2 <sup>nd</sup> Quarters of 2019 and 2020 .....	18
Table 6 Summary of Calamity Assistance per Type of Calamity .....	19
Table 7 Calamity Assistance Program Performance, 1 <sup>st</sup> and 2 <sup>nd</sup> Quarters 2019 and 2020 .....	20
Table 8 Endowment Program Assistance, 1 April to 30 June 2020 .....	20
Table 9 Endowment Fund Program Performance, 1 <sup>st</sup> to 2 <sup>nd</sup> Quarters 2019 and 2020 .....	21
Table 10 Amount of Assistance Medical Transport Distribution, 1 <sup>st</sup> and 2 <sup>nd</sup> Quarters 2019 and 2020 .....	23
Table 11 Amount of Assistance Medical Equipment Donation and AFP/PNP Health Capability Building, 1st and 2nd Quarters 2019 and 2020 .....	23
Table 12 Number of City/Municipality and Amount of Medicines Donated by Month, 1 April to 30 June 2020 .....	24
Table 13 Number of City/Municipality and Amount of Grants for Medicines Donated by Month, 1 April to 30 June 2020 .....	24
Table 14 Medicine Donation Program Performance, 1 <sup>st</sup> and 2 <sup>nd</sup> Quarters of 2019 and 2020 .....	25
Table 15 PCSO Mandatory Contributions Released, 1 April to 30 June 2020 .....	26
Table 16 PCSO Mandatory Contributions Disbursed, 1 <sup>st</sup> to 2 <sup>nd</sup> Quarters 2019 and 2020 .....	26
Table 17 UHC Fund Pool, 4 <sup>th</sup> Quarter 2019 and 1 <sup>st</sup> and 2 <sup>nd</sup> Quarters 2020 .....	27
Table 18 Lotto and Keno outlets, as of 30 June 2020 .....	28
Table 19 Number of STL Sales Representatives and Sales Supervisors, 1 <sup>st</sup> Quarter 2020 .....	29
Table 20 PCSO Hiring and Promotion by Location, 2 <sup>nd</sup> Quarter 2020 .....	30
Table 21 PCSO Taxes Paid to BIR, 1 April to 30 June 2020 .....	34
Table 22 PCSO Taxes Paid to BIR, 1 <sup>st</sup> to 2 <sup>nd</sup> Quarters 2019 and 2020 .....	34
Table 23 Summary of Feedback through Ipaalam kay GM, June 2020 .....	35

## LIST OF FIGURES

Figure 1 PCSO Gross Receipts Composition.....	13
Figure 2 Allocation of Net Receipts.....	13
Figure 3 PCSO General Manager Royina Garma announcing the suspension of PCSO games on 17 March 2020 .....	14
Figure 4 MAP Individual Beneficiaries Disaggregated by Sex, 1 April to 30 June 2020.....	16
Figure 5 Summary of MAP Service Requests Minus Employees Consultation and Management and Out-Patient Services, 1 April to 30 June 2020.....	17
Figure 6 MAP Individual Beneficiaries Disaggregated by Nature of Request and Sex (Minus Employees Consultation and Management and Out-Patient Services), 1 April to 30 June 2020 .....	18
Figure 7 Calamity Assistance Provided to Hospitals by Region by Amount, 1 April to 30 June 2020 .....	19
Figure 8 Calamity Assistance Provided to Hospitals by Region, 1 April to 30 June 2020.....	20
Figure 9 Distribution of Medical Transport by Region by Amount, 1 April to 30 June 2020 ..	21
Figure 10 Distribution of Medical Transport by Region by Unit, 1 April to 30 June 2020.....	22
Figure 11 Turnover of Patient Transport Vehicles to Various LGUs and NGAs on 6 and 24 April 2020.....	22
Figure 12 Consolidated Number of LGU Recipients of Medicine Donated Program (Medicines and Financial Assistance for Medicines, 1 April to 30 June 2020 .....	24
Figure 13 Turnover of medicines for respiratory and immune system support to the Bureau of Corrections in Mandaluyong City on 30 April 2020 (left photo) and Muntinlupa City on 15 May 2020 (right photo).....	25
Figure 14 LGU Lotto Shares Released, 1 April to 30 June 2020 .....	27
Figure 15 STL Shares Released, 1 April to 30 June 2020 .....	28
Figure 16 Distribution of STL AACs by Region, as of 30 June 2020.....	29
Figure 17 Portal of Application for Medical Assistance in NCR .....	30
Figure 18 Health and Safety Protocols at PCSO .....	32
Figure 19 Health and Safety Protocols for Games .....	33
Figure 20 Contact Details of the “Ipaalam kay GM” .....	35
Figure 21 PCSO Hotlines.....	36
Figure 22 PCSO Official Facebook Page .....	36
Figure 23 PCSO Games Hub Facebook Page .....	36

## Executive Summary

### Introduction

This report covers the operational and administrative accomplishments, contributions to nation-building, and results of the customer feedback mechanisms of the Philippine Charity Sweepstakes Office (PCSO) for the period 1 April to 30 June 2020.

This document is prepared for purposes of fulfilling the Agency's reporting accountabilities to the Office of the President and the Governance Commission on Government-Owned or -Controlled Corporations.

### About PCSO

The mandate of the Philippine Charity Sweepstakes Office (PCSO) is two-pronged: 1) the conduct of lottery games to raise revenue, and 2) to provide funds for health-, medical-, and welfare-related activities and charities of national character.

Under the PCSO Charter, specifically Section 6 of Republic Act (RA) No. 1169, as amended, two percent (2%) of the Agency's retail receipts are allocated for the printing costs. The net receipts, which are receipts of the Agency net of the printing costs, are subsequently allocated into three (3) specific funds: Prize, Charity, and Operating.

### Fund Generation Activities

PCSO generates funds through all its gaming activities such as Lotto, Small Town Lottery (STL), Keno, and Instant Sweepstakes (Traditional and Scratch It).

Like many institutions that rely on public patronage, PCSO operations were affected by the pandemic brought about by the coronavirus disease 2019 (COVID-19). On 17 March 2020, following the declarations of enhanced community quarantine (ECQ) in the National Capital Region (NCR) and the State of Calamity and Public Health Emergency throughout the country, PCSO General Manager Royina Garma announced the decision of the PCSO Board of Directors (BOD) to suspend all gaming operations of the Agency. The suspension of gaming operations meant the deferment of the revenue-generating activities of the Agency.

Consequently, PCSO did not generate any revenue from its gaming operations for the second quarter of 2020. Based on the FY 2020 Corporate Operating Budget (COB) submitted to the Department of Budget Management (DBM), PCSO's estimated loss for the second quarter of 2020 amounts to PhP13,700,885,245.20.

In comparison, PCSO's total receipts earned from games for the first quarter of 2020 was at PhP9.273 billion and for the same period in 2019, PhP11.969 billion.

To address the slack in revenue generation, PCSO initially explored betting platforms other than the current traditional fixed terminals. The platforms that the Agency looked into included mobile and web-based applications and automated

vending machines. In-depth studies on the viability of these platforms and PCSO's readiness to deploy them are ongoing.

With the gaming operations suspended due to the pandemic, there are no jackpot winners for this period.

### **Fund Provision Activities**

From 1 April to 30 June 2020, PCSO provided PhP1.037 billion as health- and medical-related assistance to 54,155 individuals, 86 government hospitals, 91 local government units (LGUs), 11 national government agencies (NGAs), and one non-government organization (NGO). PCSO provides funds through the Medical Assistance Program or MAP, Calamity Assistance Program, Endowment Fund Program, Medical Transport Vehicle Donation Program, Medical Equipment Donation Program, and Medicine Donation Program.

The MAP (formerly the Individual Medical Assistance Program or IMAP) assists persons with health-related problems in partnership with government and private hospitals, health facilities, medicine retailers, and other partners. MAP reporting for this period incorporates Employees Consultation and Management and Out-Patient Services, which were previously treated as separate fund provision items. Services covered by the program are confinement, chemotherapy, dialysis (Hemo/PD/EPO), and medicines.

For the second quarter of 2020, PCSO released PhP458.25 million as MAP assistance to 54,155 individuals. This amount represents 44.16% of the total funds provided by PCSO for the period. More male beneficiaries (28,542 or 53%) than females (25,613 or 47%) received assistance from the MAP for the 2nd quarter of 2020.

Minus the figures from Employees Consultation and Management and Out-Patient Services, support for dialysis (EPO) is the most requested assistance with 31,183 requests (45.73%, followed by confinement with 17,724 requests or 43.11%. Chemotherapy ranks third with 2,510 requests (8.42%). Dialysis treatment, hemophilia, and post-operative medicines are the other types of medical assistance sought from PCSO.

PCSO aided 1,070 of its employees, their dependents, and retirees with assistance totaling PhP70,948.08 for the second quarter of 2020. Of the 1,070 beneficiaries, 605 were females and 465 males. The Agency also granted PhP2,497.70 medical and dental services for 94 patients (36 females and 58 males) as part of out-patient services.

Comparing MAP disbursements for the first semester of 2020, PCSO was still able to provide more assistance in the second quarter of the current year despite the absence of revenues from fund generation activities. The number of individuals served has gone down despite the increase in the amount of assistance released, mainly due to increased amounts allotted per beneficiary.

The significant variance in MAP figures between the second quarters of 2019 and 2020 could be accounted for by the decrease in retail receipts for the first and

second quarters of 2020 and the compliance by PCSO with the Universal Health Care (UHC) Act beginning the fourth quarter of 2019. The law requires PCSO to allot 40% of its Charity Fund net of mandatory contributions and documentary stamp tax to the UHC fund pool.

From April to June 2020, PCSO granted PhP462.73 million as calamity assistance to various LGUs affected by disasters and government hospitals to aid in the fight against the COVID-19 pandemic. Calamity assistance topped the list of fund provision activities of PCSO at 44.59% from April to June 2020. It also increased by 1,967% from the first to the second quarters of 2020.

Of the 14 local governments assisted by PCSO under the Calamity Assistance Program, beneficiaries affected by typhoons numbered the most. However, LGUs responding to COVID-19 received the most significant assistance from PCSO in terms of amount. A total of 29,577 calamity-affected individuals were reached by PCSO's support through this window. The breakdown by sex of this figure could not be ascertained as of reporting time.

Eighty-two (82) hospitals received assistance totaling PhP447,000,000.00 to aid them in their COVID-19 response. NCR hospitals received 41.40%, followed by hospitals in Region XI at 18.60%. Hospitals in Region II accounted for 8.61% and Region VII at 7.61%. In terms of the number of hospitals, NCR also had the highest number that availed of the Calamity Assistance Program at nine (9) hospitals. Region III is second with eight (8) hospitals. While Region XI obtained the second-highest amount at 18.60%, only five (5) hospitals from the region received PCSO support, same as Regions II, VI, VII, VIII, and CAR.

The Agency also has an Endowment Fund Program that provides funding assistance to government hospitals and other health facilities to make medical services more accessible to Filipinos. For the second quarter of 2020, the Agency released PhP13,000,000.00 to three (3) hospitals.

Compared to the period April to June 2019, PCSO's Endowment Fund Program performance increased by 160% but benefited the same number of hospitals for the same period in 2020.

For the second quarter of 2020, PCSO donated 50 ambulances or patient transport vehicles (PTVs) to 38 LGUs, 11 NGAs, and one (1) NGO in 10 regions under the Medical Transport Vehicle Donation Program. The total donation amounted to PhP79,253,150.00. Region III received 28% of the total amount donated by PCSO and the most number of transport/ambulance donations at 13 units for the reporting period.

PCSO is slated to donate a total of 300 PTVs for 2020. Combined with the first-quarter distribution of 40 PTVs, the Agency reached 30% of the target distribution for the year as of 30 June 2020. Medical transport distribution improved by 25%, comparing PCSO performance for the first and second quarters of 2020.

For the second quarter of 2020, PCSO gave PhP22.265 million to the Camarines Norte Provincial Hospital to purchase medical equipment. Comparing the

second quarters of 2019 and 2020, the Medical Equipment Donation Program for 2020 went down by 74%.

The Agency's Medicine Donation Program provides access to medicines and financial assistance for medicines. Twenty-three (23) cities/municipalities from six (6) regions received PhP1,399,263.98 worth of medicines from PCSO during the 2nd quarter of 2020. PCSO also granted PhP800,000.00 to 16 LGUs to purchase medicines in April and June 2020. Whether provided as in-kind or as grant support, the highest number of LGUs (13 or 33%) come from Region IV-A followed by Region XI with nine (9) LGUs or 23%.

The assistance PCSO provided to institutions through the Medicine Donation Program in the reporting period of April to June 2020 has significantly increased compared to the first quarter of 2020 and the second quarter of 2019 by 901% and 140%, respectively.

### **Corporate Social Responsibility**

The thrust of PCSO's corporate social responsibility (CSR) for 2020 is to assist indigents and marginalized communities, and those suffering from distress or calamities. The second category of beneficiaries includes indigenous people and those ostracized due to biases. PCSO assistance is through the distribution of food packs, emergency kits, and hygiene kits.

The pandemic and the resulting quarantines have affected the implementation of PCSO's planned CSR activities. Instead, PCSO distributed food packs, face masks, gloves, and disinfecting solutions to frontliners, particularly those from the Philippine National Police (PNP).

### **Compliance with Mandatory Contributions**

PCSO disbursed a total of PhP263.920 million to comply with mandatory contributions for various institutions, as stipulated by laws and issuances.

RA 11223 or the UHC Act requires PCSO to remit 40% of its Charity Fund net of documentary stamp tax payments and mandatory contributions. PCSO's UHC share was affected by the absence of retail receipts for the second quarter of 2020. Hence, there is no UHC share for the reporting period.

The Agency's contributions to the UHC fund pool for the first quarter of 2020 and fourth quarter of 2019 have been earmarked at PhP345.668 million and PhP213.076 million, respectively. These have not yet been released pending the final approval of the proposed Joint DOF-DBM-DOH-PCSO-PAGCOR Guidelines on UHC Remittance. Payments for UHC contributions began only in the last quarter of 2019.

The deferment of gaming activities due to the pandemic affected Lotto operations and hence, the shares that LGUs receive from such operations. LGU shares from Lotto for the reporting period were mostly releases of shares from the previous quarters.

PCSO released PhP28.300 million to 17 LGUs as Lotto shares from 1 April 30 to June 2020. The Quezon City Government received a fourth (25%) of the amount disbursed for the quarter.

The PNP, National Bureau of Investigation (NBI), and four (4) LGUs received a total of PhP10.509 million as STL shares for the reporting period.

### **Administrative Accomplishments**

For the quarter being reported on, Lotto agents numbered 7,978 and Keno agents were at 1,535. All in all, 9,513 Lotto and Keno agents nationwide depended on PCSO gaming operations for their livelihood. The suspension of the games owing to the pandemic affected the agents.

As of 30 June 2020, there are 61 operational STL Authorized Agent Corporations (AACs) nationwide. Region III has the highest number of AACs at eight (8), followed by CAR, Regions V, and Region XIII, which have five (5). By way of comparison, there were 87 operational Authorized STL Agents or ASAs around the country as 30 June 2019.

Because of COVID-19, STL operations and other PCSO games were put on hold, which impacted the jobs of STL sales representatives and sales supervisors. During the first quarter of 2020, 61 STL AACs provided jobs for 239,101 sales representatives or *cobrades* and 16,688 sales supervisors or *caboes*.

From April to June 2020, PCSO hired 22 employees and promoted 25 others. More employees working out of the PCSO Branch Offices were hired and promoted compared to those in the Head Office for this period.

PCSO was not able to conduct learning activities for its officials and employees during the period covered by this report because of the COVID-19 pandemic and given the Inter-Agency Task Force on Emerging Infectious Diseases (IATF EIMD) guidelines postponing all social activities.

To ensure its clients' safety, PCSO launched an online application for medical assistance for patients in the NCR. The application can be accessed via the official PCSO website ([www.pcsso.gov.ph](http://www.pcsso.gov.ph)). The Agency also provided hotline numbers to assist clients in the online application process.

National Budget Circular No. 580 issued by DBM prescribes government economy measures due to the ongoing health emergency.

Cognizant of the need to calibrate the Agency's strategies and programs, PCSO developed and began implementing after BOD approval on 11 June 2020 the Priority Recovery and Rehabilitation Action Plan (PRRAP) that has the following objectives:

- a) The responsible and safe conduct of PCSO's gaming operations;
- b) The unhampered implementation of charity programs; and
- c) The management of health risks to PCSO employees and their families, gaming partners, and the gaming public and the general public.

In pursuit of the objectives, the PRRAP has four (4) priorities:

- a) Establishment and implementation of health and safety standards and practices within the PCSO and in the conduct of games that are compliant with RA 11569 or the Bayanihan We Heal as One Act and other related laws, guidelines, and protocols in ensuring the health and safety standards in PCSO workplace by departments, gaming facilities and in all retail gaming/outlets in the country;
- b) Effective and responsive operational services;
- c) Generation of revenue through gaming operations that are compliant with laws, rules, and regulations of the national government, its agencies, and local government units; and
- d) Implementation of charity programs that are strategic and responsive to the current context.

Through the Administrative Sector and Charity Sector, PCSO established health and safety protocols for its stakeholders, mainly its clients and employees. Memorandum Order No. 05-OGM-180 signed by the PCSO Vice-Chairperson and General Manager established PCSO support mechanisms and measures to prevent the spread of COVID-19.

The mechanisms and measures include the following: 1) implementation of alternative work arrangements (AWA); 2) conduct of disinfection or decontamination activities of all PCSO's buildings, facilities, and service vehicles; 3) conduct of health status survey for PCSO officials and employees before reporting to work; 4) limiting the occupancy of shuttle buses to at most 50% of the maximum capacity; and 5) mandatory temperature scanning before entering PCSO premises.

PCSO's Gaming, Product Development, and Marketing Sector (GPDMS) developed health and safety protocols for Lotto, Digit, and Keno games and STL to prevent and minimize the exposure to COVID-19 of stakeholders—employees, gaming partners, and the public.

Measures were instituted to reduce person-to-person transmission in Lotto, Digit, Keno, and STL outlets:

- a) 1-meter physical distancing;
- b) Use of money trays;
- c) Provision of alcohol or alcohol-based sanitizers; and
- d) Cleaning and disinfecting of frequently touched surfaces and objects in the outlets.

For the gaming public, all bettors have to comply with the mandatory wearing of face masks and use of own pens to place their bets on the bet slips. Moreover, health and safety protocols were also put in place in the conduct of lottery draws at the PCSO Draw Court of the PCSO Head Office in Mandaluyong City.

PCSO's other initiatives in response to the COVID-19 pandemic include the following:

- Provided one (1) PCSO shuttle bus to transport frontliners within Metro Manila
- Provided one (1) PCSO ambulance unit to the World Trade Quarantine area; and
- Volunteered PCSO personnel to the swabbing center

### **Contributions to Nation-Building**

PCSO further contributes to nation-building by diligently paying its taxes to the Bureau of Internal Revenue (BIR). The Agency paid PhP662.279 million as taxes for the second quarter of 2020.

As part of PCSO's support to the National Government's response to the COVID-19 pandemic, the Agency deposited its mandatory dividend for CY 2019 of PhP2,219,816,648.06 to the account of the Bureau of Treasury on 7 April 2020, earlier than the scheduled time of payment.

### **Customer Feedback Mechanisms**

To be accessible and responsive to its clientele, PCSO harnesses various means of generating and acting on external feedback: online feedback, "Ipaalam kay GM," hotlines for charity assistance and Lotto/Keno/STL concerns, and official PCSO social media accounts. The Agency is also plugged into the 8888 hotline system of the Office of the President.

Feedback includes inquiries, complaints, suggestions, or commendations made to PCSO. Of 211 feedback received online for June 2020, PCSO replied to and addressed 195 and referred 16. For June 2020, PCSO received 448 feedback through the "Ipaalam kay GM" medium. PCSO received 157 concerns/complaints via the 8888 Hotline within the reporting period. Of these, 155 or 98.72% were answered and closed. PCSO also received one (1) commendation from the 8888 Hotline.

## I. Introduction

This report covers the operational and administrative accomplishments, contributions to nation-building, and results of the customer feedback mechanisms of the Philippine Charity Sweepstakes Office (PCSO) for the period 1 April to 30 June 2020.

When possible, for-the-period information is compared to PCSO's performance for the previous quarter of 2020 and the same period in 2019.

This document is prepared for purposes of fulfilling the Agency's reporting accountabilities to the Office of the President and the Governance Commission on Government-Owned or -Controlled Corporations (GOCCs).

## II. About PCSO

The mandate of the Philippine Charity Sweepstakes Office (PCSO) is two-pronged: 1) the conduct of lottery games to raise revenue, and 2) to provide funds for health-, medical-, and welfare-related activities and charities of national character.

### Vision

PCSO is the principal government agency engaging the society towards sustainable fund generation for health programs and charities of national character.

### Mission

- We hold and conduct transparent sweepstakes races, lotteries, and other similar activities;
- We provide responsive assistance to eligible recipients and beneficiaries;
- We continuously develop our people and improve and communicate our products and services; and
- We establish strong partnerships with responsible agents and stakeholders.

### Core Values

**C**ompassion | **I**ntegrity | **P**atriotism | **P**rofessionalism | **T**ransparency

### Revenue Allocation

Under the PCSO Charter, specifically Section 6 of Republic Act (RA) No. 1169, as amended, two percent (2%) of the Agency's retail receipts are allocated for the printing costs (Figure 1). The net receipts, which are receipts of the Agency net of the printing costs, are subsequently allocated into three (3) specific funds (Figure 2).

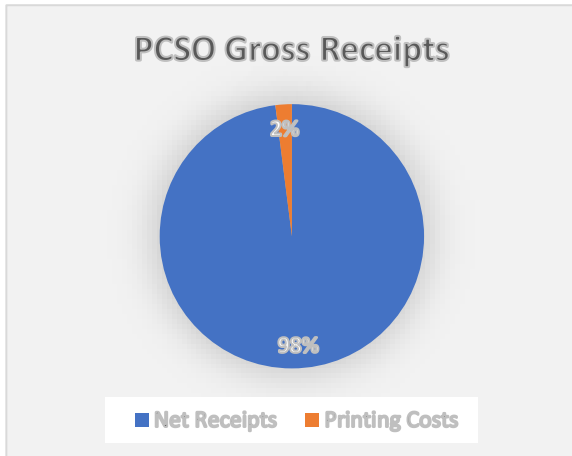


Figure 1 PCSO Gross Receipts Composition

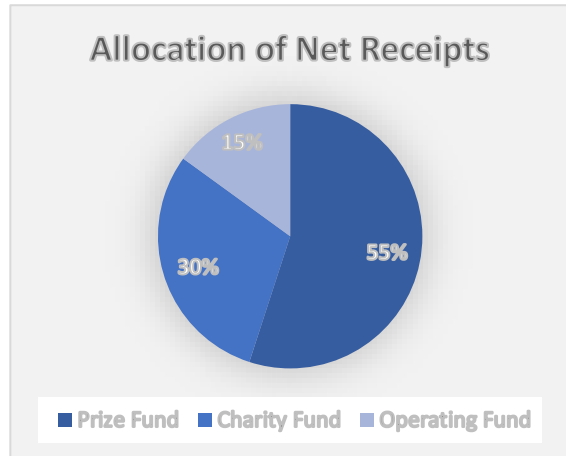


Figure 2 Allocation of Net Receipts

The **Prize Fund**, which is 55% of the net receipts, is used to pay prizes, including those for owners and jockeys of running horses and sellers of winning tickets. The fund is a trust liability account. Unclaimed prizes or balances in the Prize Fund revert to and form part of the Charity Fund after one (1) year.

The **Charity Fund**, which is 30% of the PCSO net receipts, is a trust liability account used exclusively to finance and support health programs, medical assistance and services, and/or charities of national character.

The **Operating Fund** forms 15% of the revenue allocation and is used to support the PCSO's day-to-day operating/maintenance and capital expenditures. Unutilized Operating Fund at the end of the fiscal year becomes part of the Charity Fund.

### III. PCSO 2<sup>nd</sup> Quarter 2020 Operational Accomplishments

#### A. Fund Generation Activities

PCSO generates funds through all its gaming activities such as Lotto, Small Town Lottery (STL), Keno, and Instant Sweepstakes (Traditional and Scratch It).

Like many institutions that rely on public patronage, PCSO operations were affected by the pandemic brought about by the coronavirus disease 2019 (COVID-19). On 17 March 2020, following the declarations of enhanced community quarantine (ECQ) in the National Capital Region (NCR) and the State of Calamity and Public Health Emergency throughout the country<sup>1</sup>, PCSO General Manager Royina Garma announced the decision of the PCSO Board of Directors (BOD) to suspend all gaming operations of the Agency (Figure 3). The suspension of gaming operations meant the deferment of the revenue-generating activities of the Agency.

<sup>1</sup> Presidential Proclamation No. 922 declared a State of Public Health Emergency through the Philippines while Presidential Proclamation No. 929 declared a State of Calamity throughout the country and imposed an ECQ throughout Luzon



Figure 3 PCSO General Manager Royina Garma announcing the suspension of PCSO games on 17 March 2020

Consequently, PCSO did not generate any revenue from its gaming operations for the second quarter of 2020. Based on the FY 2020 Corporate Operating Budget (COB) submitted to the Department of Budget Management (DBM), PCSO's estimated loss for the second quarter of 2020 amounts to PhP13,700,885,245.20.

In comparison, PCSO's total receipts earned from games for the first quarter of 2020 was at PhP9.273 billion, and for the same period in 2019, PhP11.969 billion (see Table 1).

Table 1 PCSO Retail Receipts, 1<sup>st</sup> and 2<sup>nd</sup> Quarters of 2019 and 2020

PCSO Games	2020 Retail Receipts		2019 Retail Receipts	
	1st Quarter	2nd Quarter	1st Quarter	2nd Quarter
Lotto and Digit Games	4,988,654,670.00	-	5,276,012,790.00	4,815,639,680.00
Small Town Lottery	3,804,803,658.64	-	6,026,057,995.78	6,333,367,105.39
Keno	216,238,036.83	-	698,801,430.00	598,091,800.00
National Instant Sweepstakes Program	212,365,592.73	-	-	221,800,000.00
Traditional Sweepstakes	-	-	-	-
Peryahan ng Bayan	51,129,630.00	-	-	-
<b>Total</b>	<b>9,273,191,588.20</b>	<b>-</b>	<b>12,000,872,215.78</b>	<b>11,968,898,585.39</b>

To address the slack in revenue generation, PCSO initially explored betting platforms other than the current traditional fixed terminals. The venues that the Agency looked into included mobile and web-based applications and automated vending machines. In-depth studies on the viability of these platforms and PCSO's readiness to deploy them are ongoing.

## B. Jackpot Winners Produced

With the gaming operations suspended due to the pandemic, there are no jackpot winners for this period.

For comparison (see Table 2), PCSO awarded PhP361.417 million to eight (8) winners of the GrandLotto 6/55, Megalotto 6/45, Lotto 6/42, and SuperLotto 6/49 during the first quarter of 2020. Seven (7) lucky Lotto jackpot millionaires won a total jackpot of PhP636,642 million from April to June 2019, and 17 winners had winnings totaling PhP677.933 million from January to March 2019.

Table 2 Number of Jackpot Winners and Total Winnings, 1<sup>st</sup> and 2<sup>nd</sup> Quarters 2019 and 2020

	1 <sup>st</sup> Quarter 2020	2 <sup>nd</sup> Quarter 2020	1 <sup>st</sup> Quarter 2019	2 <sup>nd</sup> Quarter 2019
Number of Jackpot Winners	8	None	17	7
Total Jackpot Winnings (PhP)	361,417,295.60	None	677,933,930.60	636,642,443.40

## C. Fund Provision Activities

From 1 April to 30 June 2020, PCSO provided PhP1.037 billion as health- and medical-related assistance to 54,155 individuals, 86 government hospitals, 91 local government units (LGUs), 11 national government agencies (NGAs), and one non-government organization (NGO). PCSO provides funds through the Medical Assistance Program or MAP, Calamity Assistance Program, Endowment Fund Program, Medical Transport Vehicle Donation Program, Medical Equipment Donation Program, and Medicine Donation Program. Table 3 shows the summary of performance of PCSO's charity programs and services for the reporting period.

Table 3 Summary of PCSO Fund Provision Activities, 1 April to 30 June 2020

Name of Program	Number of Requests	Amount of Assistance (PhP)
Medical Access Program*	54,155 individuals	458,249,758.36
Calamity Assistance Program	14 LGUs (PhP15,737,000.00)	462,737,000.00
	82 government hospitals for COVID-19 (PhP447,000,000.00)	
Endowment Fund Program	3 government hospitals	13,000,000.00
Medical Transport Vehicle Donation Program	38 LGUs, 11 NGAs, and 1 NGO	79,253,150.00
Medical Equipment Donation Program	1 government hospital	22,265,050.00
Medicine Donation Program	39 LGUs	2,199,263.98
Total (Individual)	54,155	1,037,704,222.34
Total (Institutional)	91 LGUs, 86 government hospitals, 11 NGAs, and 1 NGO	

\* Including Employees Consultation and Management and Out-Patient Services

The succeeding sections detail the accomplishments of PCSO's fund provision activities through its programs and services.

### 1. Medical Access Program

The MAP (formerly the Individual Medical Assistance Program or IMAP) assists persons with health-related problems in partnership with government and private hospitals, health facilities, medicine retailers, and other partners. MAP reporting for this period incorporates Employees Consultation and Management and Out-Patient Services, which were previously treated as separate fund provision items. Services covered by the program are confinement, chemotherapy, dialysis (Hemo/PD/EPO), and medicines.

Patients availing of the MAP are typically serviced through PCSO offices and Malasakit Centers nationwide. In light of the COVID-19 pandemic, PCSO launched the online MAP application that allowed patients to apply for assistance in the safety of their homes.

For the second quarter of 2020, PCSO released PhP458.25 million as MAP assistance to 54,155 individuals (Table 4). The assistance represents 44.16% of the total funds provided by PCSO for the period.

More male beneficiaries (28,542 or 53%) than females (25,613 or 47%) received assistance from the MAP for the 2nd quarter of 2020 (Figure 4).

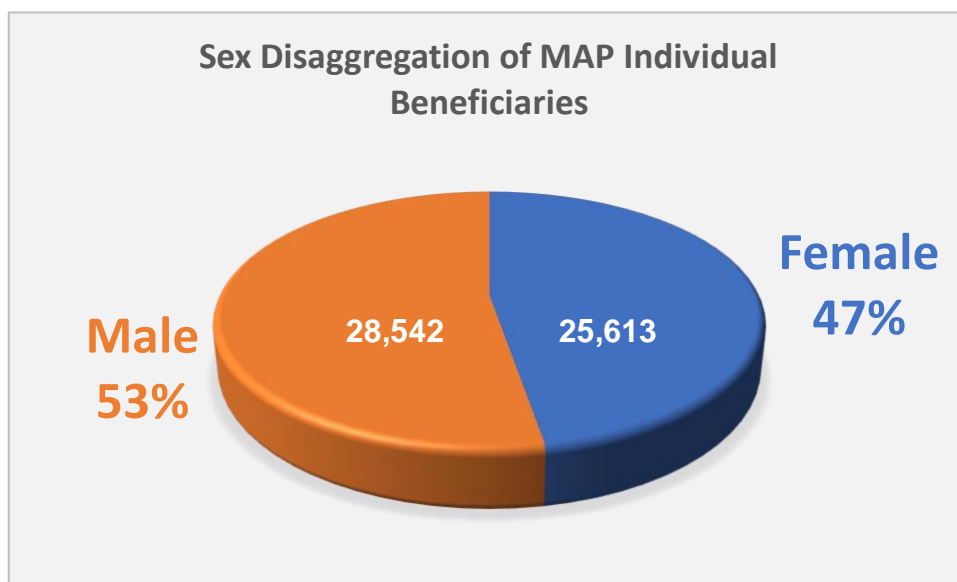


Figure 4 MAP Individual Beneficiaries Disaggregated by Sex, 1 April to 30 June 2020

Minus the figures from Employees Consultation and Management and Out-Patient Services, support for dialysis (EPO) is the most requested assistance with 31,183 requests (45.73%, followed by confinement with 17,724 requests or 43.11% (Table 4 and Figure 5). Chemotherapy ranks third with 2,510 requests (8.42%). Dialysis treatment, hemophilia, and post-operative medicines are the other types of medical assistance sought from PCSO.

Table 4 Summary of MAP Assistance Minus Employees Consultation and Management and Out-Patient Services, 1 April to 30 June 2020

Nature of Requests	No. of Requests		Amount of Assistance (PhP)		Total	
	F	M	F	M	No. of Requests	Amount of Assistance (PhP)
Chemotherapy	1,854	656	27,968,115.76	10,608,038.37	2,510	38,576,154.13
Confinement	8,567	9,157	92,049,910.71	105,485,968.87	17,724	197,535,879.58
Dialysis (EPO)	13,866	17,317	93,519,999.34	116,017,996.31	31,183	209,537,995.65
Dialysis Treatment	452	595	2,870,927.80	4,235,457.60	1,047	7,106,385.40
Hemophilia	1	20	11,046.00	290,500.00	21	301,546.00
Post-operative Medicines	232	274	2,273,230.01	2,845,121.81	506	5,118,351.82
<b>Total</b>	<b>24,972</b>	<b>28,019</b>	<b>218,693,229.62</b>	<b>239,483,082.96</b>	<b>52,991</b>	<b>458,176,312.58</b>

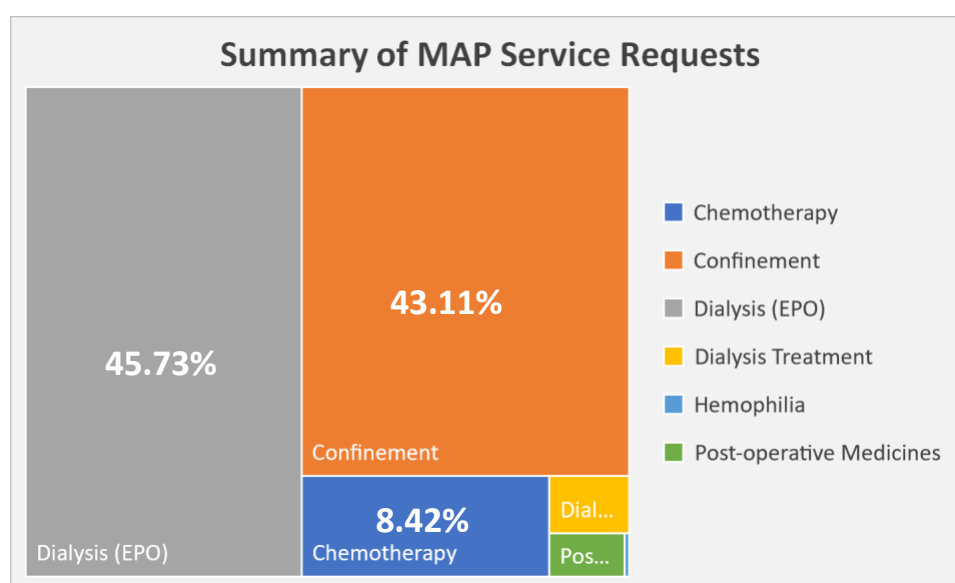


Figure 5 Summary of MAP Service Requests Minus Employees Consultation and Management and Out-Patient Services, 1 April to 30 June 2020

Based on the sex-disaggregated data in Table 4, except in the case of chemotherapy, male beneficiaries outnumbered females across the six (6) types of services provided by PCSO under the MAP (Figure 6).

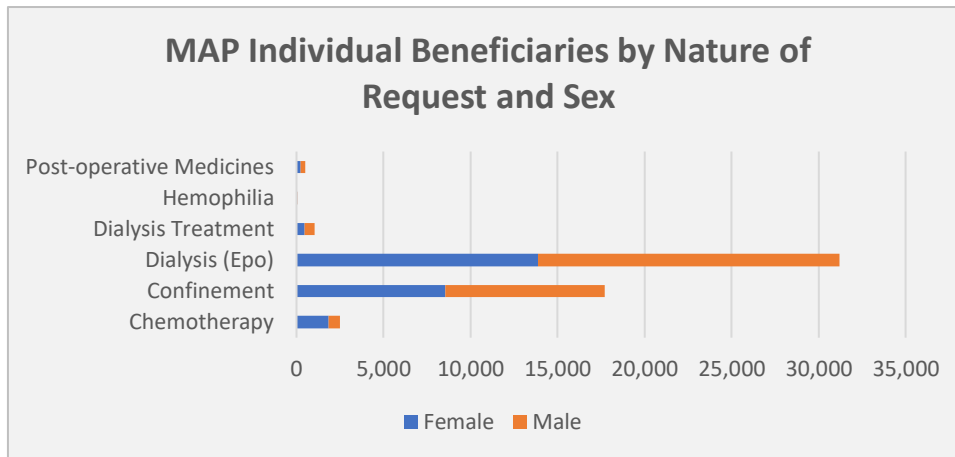


Figure 6 MAP Individual Beneficiaries Disaggregated by Nature of Request and Sex (Minus Employees Consultation and Management and Out-Patient Services), 1 April to 30 June 2020

PCSO aided 1,070 of its employees, their dependents, and retirees with assistance totaling PhP70.948 thousand for the second quarter of 2020. Of the 1,070 beneficiaries, 605 were females and 465 males. The Agency also granted PhP2.497 thousand medical and dental services for 94 patients (36 females and 58 males) as part of out-patient services.

Comparing MAP disbursements for the first semester of 2020 (see Table 5), PCSO was still able to provide more assistance in the second quarter of the current year despite the absence of revenues from fund generation activities. The number of individuals served has gone down despite the increase in the amount of assistance released, mainly due to increased amounts allotted per beneficiary.

The significant variance in MAP figures between the second quarters of 2019 and 2020 could be accounted for by the decrease in retail receipts as shown by the figures for the first and second quarters of 2020 and the compliance by PCSO with the Universal Health Care (UHC) Act beginning the fourth quarter of 2019. The law requires PCSO to allot 40% of its Charity Fund net of mandatory contributions and documentary stamp tax to the UHC fund pool.

Table 5 MAP Assistance Performance, 1<sup>st</sup> and 2<sup>nd</sup> Quarters of 2019 and 2020

Medical Access Program*	1st Quarter 2020	2nd Quarter 2020	1st Quarter 2019	2nd Quarter 2019
Amount of Assistance (PhP)	451,853,377.44	458,249,758.36	1,513,042,174.29	1,305,518,372.66
Individual Requests/ Beneficiaries	80,012	54,155	138,973	133,442

\*Including Employees Consultation and Management and Out-Patient Services

## 2. Calamity Assistance Program

From April to June 2020, PCSO granted PhP462.73 million as calamity assistance to various LGUs affected by disasters and government hospitals to aid in the fight against the COVID-19 pandemic. Calamity assistance topped the list of fund provision activities of PCSO at 44.59% from April to June 2020. (See Annex A. Calamity Assistance Breakdown per LGU and Government Hospital)

Based on Table 6, of the 14 local governments assisted by PCSO under the Calamity Assistance Program, beneficiaries affected by typhoons numbered the most. However, LGUs responding to COVID-19 received the most significant assistance from PCSO in terms of amount. A total of 29,577 calamity-affected individuals were reached by PCSO's support through this window. However, the breakdown by sex of this figure could not be ascertained as of reporting time.

Table 6 Summary of Calamity Assistance per Type of Calamity

Type of Calamity	No. of Beneficiaries	Amount of Assistance (PhP)
Typhoon	10,748	1,500,000.00
Fire	2,370	2,500,000.00
Taal Volcano Eruption	8,221	6,319,000.00
COVID-19 Response of LGUs	8,238	5,418,000.00
<b>Total</b>	<b>29,577</b>	<b>PhP15,737,000.00</b>

Eighty-two (82) hospitals received assistance totaling PhP447 million to aid them in their COVID-19 response. Figure 7 indicates that NCR hospitals received 41.40%, followed by hospitals in Region XI at 18.60%. Assistance to hospitals in Region II accounted for 8.61% and Region VII at 7.61%.

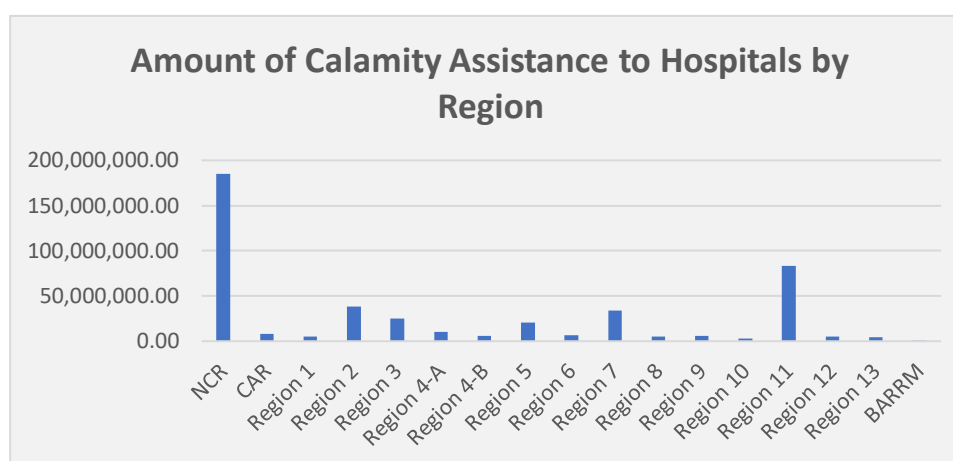


Figure 7 Calamity Assistance Provided to Hospitals by Region by Amount, 1 April to 30 June 2020

NCR also had the highest number of hospitals that availed of the Calamity Assistance Program at nine (9) (Figure 8). Region III is second with eight (8) hospitals. While Region XI obtained the second-highest amount at 18.60% (Figure 7), only five (5) hospitals from the region received PCSO support, same as Regions II, VI, VII, VIII, and CAR.

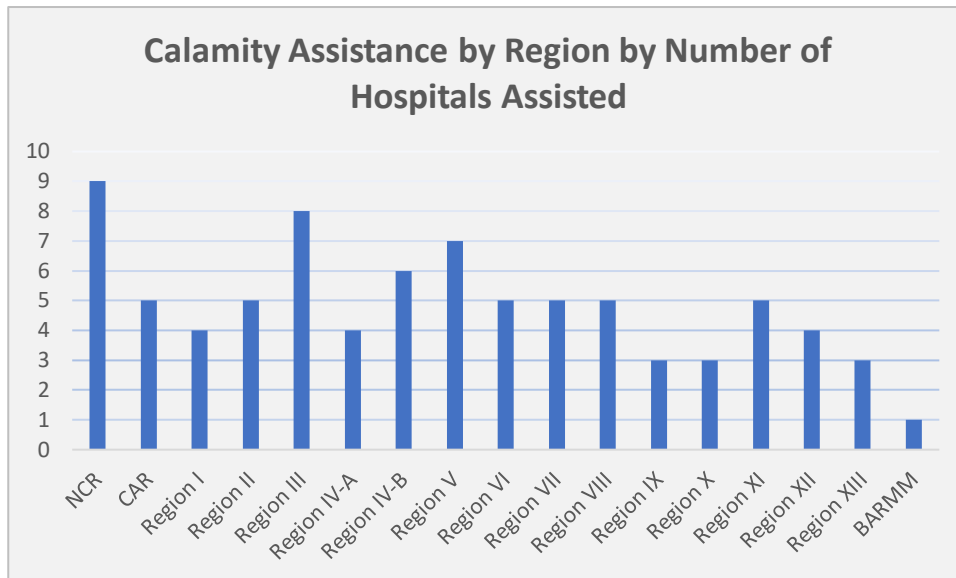


Figure 8 Calamity Assistance Provided to Hospitals by Region, 1 April to 30 June 2020

PCSO's calamity assistance increased by 1,967% from the first to the second quarters of 2020 (Table 7). Calamity assistance was not reported on for the first two (2) quarters of 2019.

Table 7 Calamity Assistance Program Performance, 1<sup>st</sup> and 2<sup>nd</sup> Quarters 2019 and 2020

Calamity Assistance Program	1st Quarter 2020	2nd Quarter 2020	1st Quarter 2019	2nd Quarter 2019
Amount of Assistance (PhP)	22,383,000.00	462,737,000.00	-	-
Recipient Organizations	42 LGUs	14 LGUs; 82 government hospitals for COVID-19	-	-

### 3. Endowment Fund Program

PCSO also has an Endowment Fund Program that provides funding assistance to government hospitals and other health facilities to make medical services more accessible to Filipinos. For the second quarter of 2020, PhP13 million was released to three (3) hospitals, as indicated in Table 8.

Table 8 Endowment Program Assistance, 1 April to 30 June 2020

Area	Hospital	Amount of Assistance (PhP)
Manila	Sta. Ana Hospital	3,000,000.00
Quezon City	Victoriano Luna Medical Center, Armed Forces of the Philippines Health Service Command	5,000,000.00

Area	Hospital	Amount of Assistance (PhP)
Batac	Mariano Marcos Memorial Hospital And Medical Center	5,000,000.00
<b>Total</b>		<b>PhP13,000,000.00</b>

Compared to April to June 2019, PCSO's Endowment Fund Program performance grew by 160% but benefited the same number of hospitals for the same period in 2020 (Table 9).

Table 9 Endowment Fund Program Performance, 1<sup>st</sup> to 2<sup>nd</sup> Quarters 2019 and 2020

Endowment Fund Program	1st Quarter 2020	2nd Quarter 2020	1st Quarter 2019	2nd Quarter 2019
Amount of Assistance (PhP)	-	13,000,000.00	-	5,000,000.00
No. of Beneficiary Hospitals	-	3 government hospitals	-	3 government hospitals

#### 4. Medical Transport Vehicle Donation Program

For the second quarter of 2020, PCSO donated 50 ambulances or patient transport vehicles (PTVs) to 38 LGUs, 11 NGAs, and one (1) NGO in 10 regions. The total donation amounted to PhP79.253 million (Table 10).

Region III received 28% of the total amount donated by PCSO (Figure 9) and the most number of transport/ambulance donations at 13 units (Figure 10) for the reporting period. Refer to Annex B for the list of recipients.

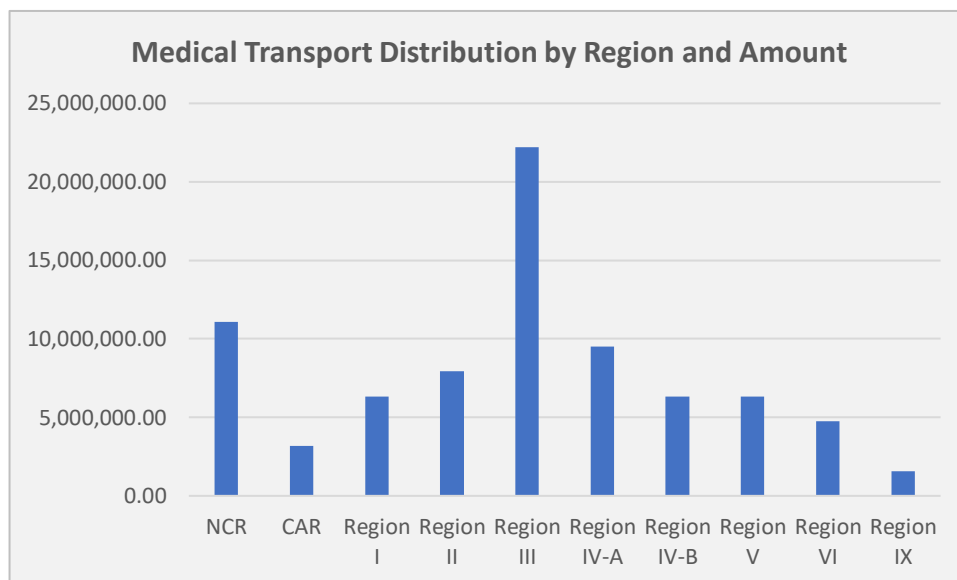


Figure 9 Distribution of Medical Transport by Region by Amount, 1 April to 30 June 2020

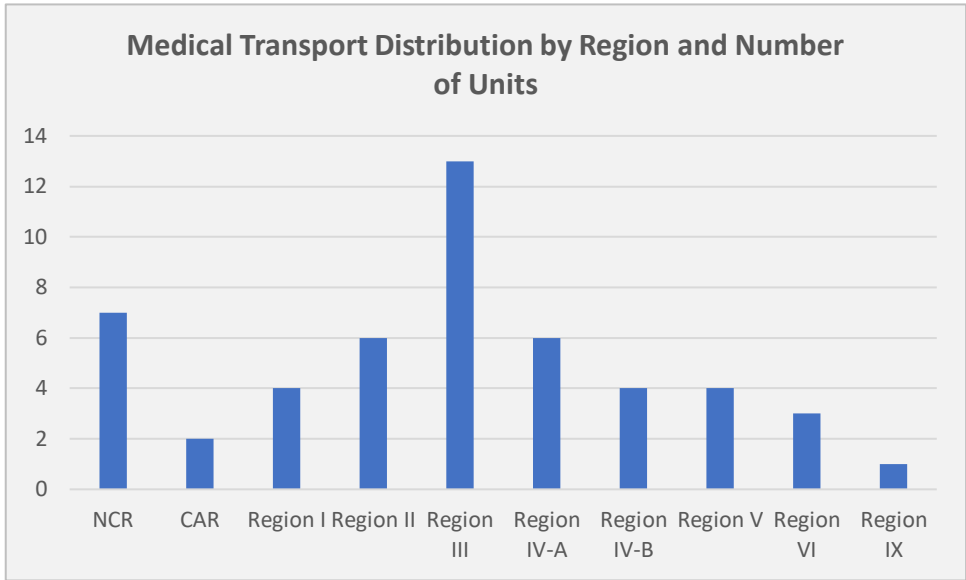


Figure 10 Distribution of Medical Transport by Region by Unit, 1 April to 30 June 2020

PCSO is slated to donate a total of 300 PTVs for 2020. Combined with the first-quarter distribution of 40 PTVs, the Agency reached 30% of its target for the year as of 30 June 2020. See Figure 11 for photographs of turnover activities.




Figure 11 Turnover of Patient Transport Vehicles to Various LGUs and NGAs on 6 and 24 April 2020.

Medical transport distribution improved by 25%, comparing PCSO performance for the first and second quarters of 2020 (Table 10). The quarterly reports for the same periods in 2019 did not include medical transport distribution.

Table 10 Amount of Assistance Medical Transport Distribution, 1<sup>st</sup> and 2<sup>nd</sup> Quarters 2019 and 2020

Medical Transport Vehicle Donation Program	1st Quarter 2020	2nd Quarter 2020	1st Quarter 2019	2nd Quarter 2019
Amount of Assistance (PhP)	63,402,520.00	79,253,150.00	-	-
Beneficiary Institutions	30 LGUs and 10 health / government facilities	38 LGUs, 11 NGA, and 1 NGO	-	-

## 5. Medical Equipment Donation Program

For the second quarter of 2020, PCSO gave PhP22.265 million to the Camarines Norte Provincial Hospital to purchase medical equipment.

Table 11 tracks the assistance granted by PCSO through the Medical Equipment Donation Program and its predecessor program, Armed Forces of the Philippines/Philippine National Police (AFP/PNP) Health Capability Building.

Comparing the second quarters of 2019 and 2020, the Medical Equipment Donation Program for 2020 went down by 74%.

Table 11 Amount of Assistance Medical Equipment Donation and AFP/PNP Health Capability Building, 1st and 2nd Quarters 2019 and 2020

Medical Equipment Donation and AFP/PNP Health Capability Building	1st Quarter 2020	2nd Quarter 2020	1st Quarter 2019	2nd Quarter 2019
Amount of Assistance (PhP)	-	22,265,050.00	36,556,000.00	85,946,975.00
Recipient Hospitals	-	1 government hospital	2 government hospitals	6 AFP hospitals

## 6. Medicine Donation Program

The Agency's Medicine Donation Program provides access to medicines and financial assistance for medicines.

Twenty-three (23) cities/municipalities from six (6) regions received PhP1.399 million worth of medicines from PCSO during the 2nd quarter of 2020. Table 12 summarizes the amounts of medicine donations per month with the corresponding

number of recipients, while Figure 13 shows the photo documentation of two (2) turnover activities.

The list of recipient LGUs from Regions I, II, V, VII, XI, and NCR is in Annex C.

Table 12 Number of City/Municipality and Amount of Medicines Donated by Month, 1 April to 30 June 2020

Month	No. of City/Municipality	Amount of Assistance (PhP)
April	17	999,625.28
May	1	99,839.60
June	5	299,799.10
<b>Total</b>	<b>23</b>	<b>PhP1,399,263.98</b>

PCSO also granted PhP800 thousand to 16 LGUs to purchase medicines, which were released in April and June 2020 (Table 13). A review of the recipients' list in Annex D would show that these LGUs are from Regions II, IV-A, IV-B, and XIII.

Table 13 Number of City/Municipality and Amount of Grants for Medicines Donated by Month, 1 April to 30 June 2020

Month	No. of City/Municipality	Amount of Assistance (PhP)
April	1	50,000.00
May	No request and release of grants this month	0.00
June	15	750,000.00
<b>Total</b>	<b>16</b>	<b>PhP800,000.00</b>

Figure 12 shows that of the 39 LGUs that benefited from the Medicine Donation Program, whether provided in-kind or grant support, the highest number of LGUs (13 or 33%) come from Region IV-A followed by Region XI with nine (9) LGUs or 23%.

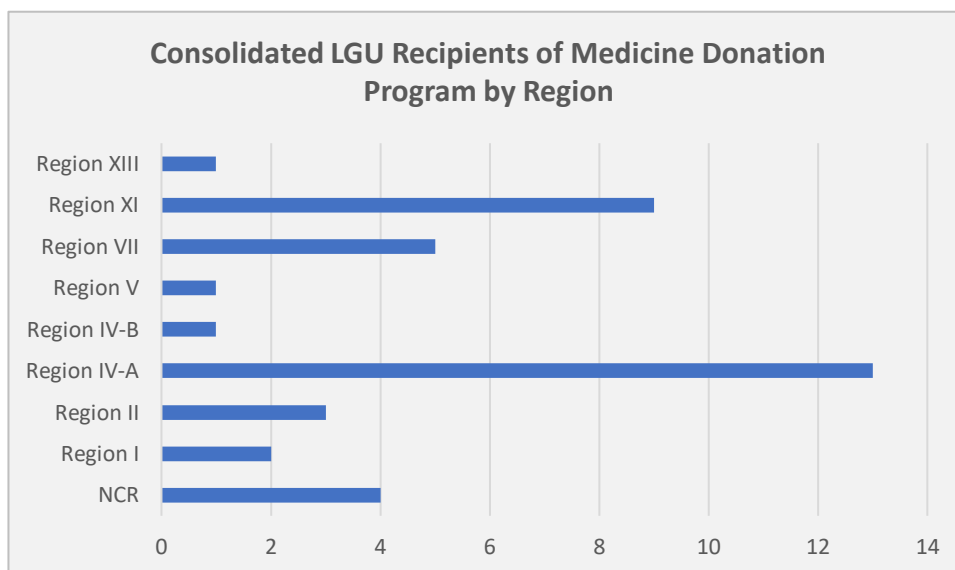


Figure 12 Consolidated Number of LGU Recipients of Medicine Donated Program (Medicines and Financial Assistance for Medicines, 1 April to 30 June 2020)



Figure 13 Turnover of medicines for respiratory and immune system support to the Bureau of Corrections in Mandaluyong City on 30 April 2020 (left photo) and Muntinlupa City on 15 May 2020 (right photo).

The assistance PCSO provided to institutions through the Medicine Donation Program in the reporting period of April to June 2020 has significantly increased compared to the first quarter of 2020 and the second quarter of 2019 by 901% and 140%, respectively (see Table 14).

Table 14 Medicine Donation Program Performance, 1<sup>st</sup> and 2<sup>nd</sup> Quarters of 2019 and 2020

Medicine Donation Program	Institutions			
	1st Quarter 2020	2nd Quarter 2020	1st Quarter 2019	2nd Quarter 2019
Amount of Assistance (PhP)	219,687.33	2,199,263.98	1,648,955.89	914,782.20
Recipient Institutions	8 LGUs	39 LGUs	59 organizations	36 organizations

## D. Corporate Social Responsibility

### 1. CSR Activities

The thrust of PCSO's corporate social responsibility (CSR) initiatives for 2020 is to assist indigents, marginalized communities, and those suffering from distress or calamities by providing food packs, emergency kits, and hygiene kits. The second category of beneficiaries includes indigenous people and those ostracized due to biases.

The pandemic and the resulting quarantines have affected the implementation of PCSO's planned CSR activities. Instead, PCSO distributed food packs, face masks, gloves, and disinfecting solutions to frontliners, particularly those from the PNP.

## E. Compliance with Mandatory Contributions

### 1. Assistance to Government Institutions (Mandatory Contributions)

PCSO disbursed a total of PhP263.920 million to comply with mandatory contributions for various institutions, as stipulated by laws and issuances (see Table 15). Annex E details the amounts released to recipient institutions every month.

Table 15 PCSO Mandatory Contributions Released, 1 April to 30 June 2020

Legal Basis	Beneficiary	Amount Released (PhP)
EO Nos. 357 and 357-A	Local Government Units	28,300,840.14
GMA Program (Arrears)	Philippine Health Insurance Corporation	215,282,536.32
RA 6847	Philippine Sports Commission	359,672.07
RA 7722	Bureau of Treasury (Commission on Higher Education)	19,977,389.90
<b>Total</b>		<b>PhP263,920,438.43</b>

The variance in the amounts of mandatory contributions disbursed for the first and second quarters of 2020 could be attributed to PCSO compliance with Executive Order (EO) 108, s. 2020 in the first quarter. Through EO 108, the Office of the President directed the Agency to turn over PhP420.585 million<sup>2</sup> to PhilHealth for the treatment, containment, and management of COVID-19.

Table 16 PCSO Mandatory Contributions Disbursed, 1<sup>st</sup> to 2<sup>nd</sup> Quarters 2019 and 2020

	1 <sup>st</sup> Quarter 2020	2 <sup>nd</sup> Quarter 2020	1 <sup>st</sup> Quarter 2019	2 <sup>nd</sup> Quarter 2019
Mandatory Contributions Disbursed (PhP)	610,825,527.54	263,920,438.43	213,541,118.43	97,660,442.21

### 2. UHC Share

RA 11223 or the UHC Act stipulates that PCSO is to remit 40% of its Charity Fund net of documentary stamp tax payments and mandatory contributions. For the first two (2) years of UHC implementation, PCSO is required to remit 50% of the 40% UHC fund pool.

PCSO's UHC share was affected by the absence of retail receipts for the second quarter of 2020. Hence, there is no UHC share for the reporting period.

The Agency's contributions to the UHC fund pool for the first quarter of 2020 and fourth quarter of 2019 have been earmarked at PhP345.668 million and PhP213.076 million, respectively. These have not yet been released pending the final

<sup>2</sup> PhP420.585 million is 50% of the remaining SARS Standby Fund created pursuant to EO 201

approval of the proposed Joint DOF-DBM-DOH-PCSO-PAGCOR Guidelines on UHC Remittance.

Payments for UHC contributions began only in the last quarter of 2019, as shown in Table 17.

Table 17 UHC Fund Pool, 4<sup>th</sup> Quarter 2019 and 1<sup>st</sup> and 2<sup>nd</sup> Quarters 2020

	1 <sup>st</sup> Quarter 2020	2 <sup>nd</sup> Quarter 2020	4 <sup>th</sup> Quarter 2019
PCSO Share in the Universal Health Care Fund Pool (Php)	345,668,225.344	-	213,076,943.58

### 3. LGU Lotto Shares

The deferment of gaming activities due to the pandemic affected Lotto operations and hence, the shares that LGUs receive from such operations.

LGU shares from Lotto for the reporting period were mostly releases of shares from the previous quarters.

PCSO released Php28,300,840.14 to 17 LGUs as Lotto shares from 1 April 30 to June 2020 (Figure 14). The Quezon City Government received a fourth (25%) of the amount disbursed for the quarter.

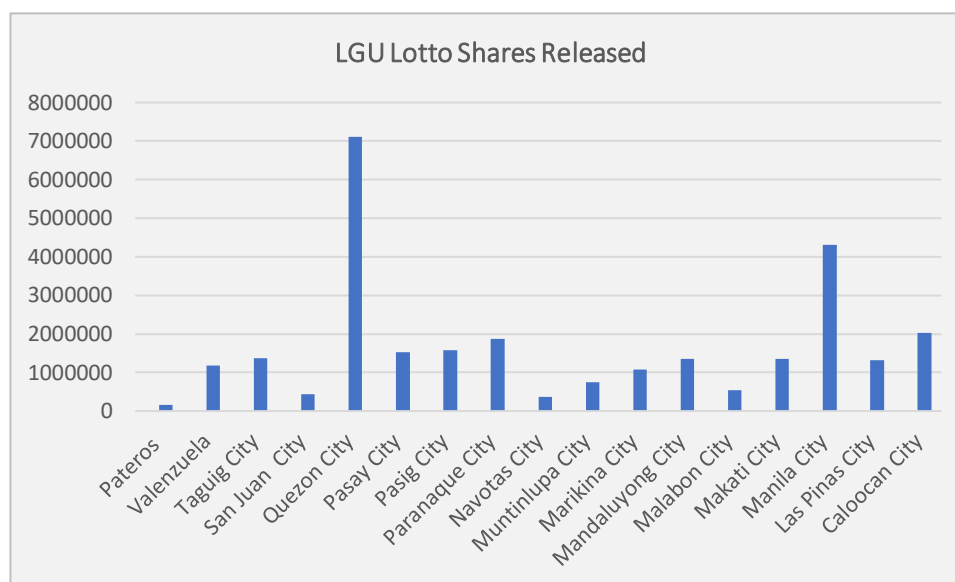


Figure 14 LGU Lotto Shares Released, 1 April to 30 June 2020

### 4. Small Town Lottery (STL) Shares

The PNP, National Bureau of Investigation (NBI), and four (4) LGUs received a total of Php10,509,953.01 as STL shares for the reporting period (Figure 15). Annex F shows the breakdown of Lotto and STL shares per recipient.

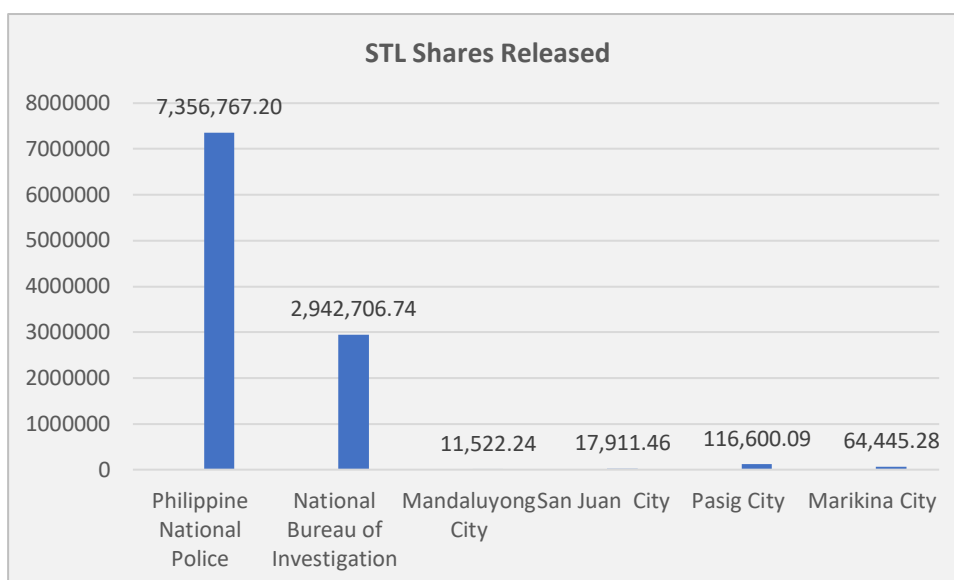


Figure 15 STL Shares Released, 1 April to 30 June 2020

### III. Administrative Accomplishments

#### A. Livelihood Generation for Lotto and Keno Agents

For the quarter being reported on, Lotto agents numbered 7,978; and Keno agents were at 1,535 (Table 18). All in all, 9,513 Lotto and Keno agents nationwide depended on PCSO gaming operations for their livelihood. The suspension of the games owing to the pandemic affected the agents.

Table 18 Lotto and Keno outlets, as of 30 June 2020

Area	Number of Agents	
	Lotto	Keno
National Capital Region (NCR)	1,972	567
Northern and Central Luzon (NCL)	1,180	276
Southern Tagalog and Bicol Region (STBR)	1,616	395
Visayas	1,701	176
Mindanao	1,509	121
<b>Total</b>	<b>7,978</b>	<b>1,535</b>

By way of comparison, the number of Lotto and Keno agents in the country totaled 11,210 by the end of June 2019.

#### B. STL AACs

As of 30 June 2020, there are 61 operational STL Authorized Agent Corporations (AACs) nationwide (see Annex G for a list of AACs). Figure 16 shows

that Region III has the highest number of AACs at eight (8), followed by CAR, Regions V, and Region XIII at five (5).

There were 87 operational Authorized STL Agents or ASAs around the country as of 30 June 2019.

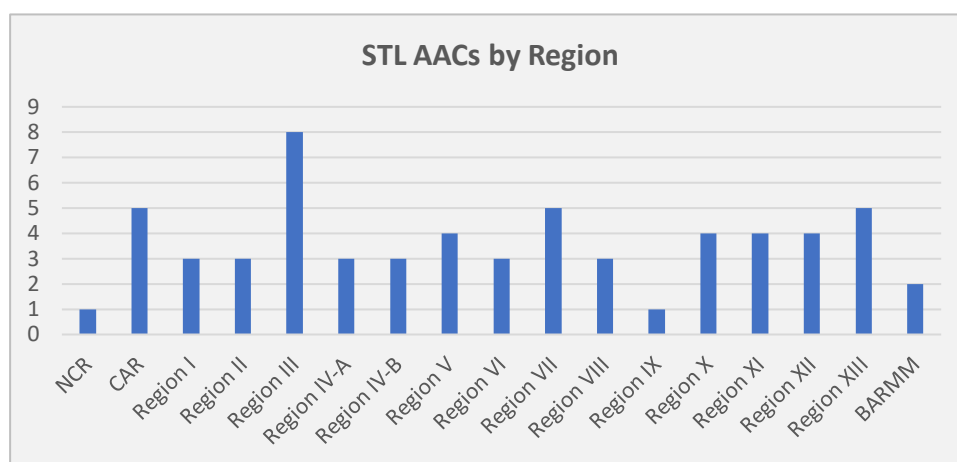


Figure 16 Distribution of STL AACs by Region, as of 30 June 2020

Because of COVID-19, STL operations and other PCSO games were put on hold, which impacted the jobs of STL sales representatives and sales supervisors.

During the first quarter of 2020, 61 STL AACs provided jobs for 239,101 sales representatives or *cobrades* and 16,688 sales supervisors or *caboes* (Table 19).

Table 19 Number of STL Sales Representatives and Sales Supervisors, 1<sup>st</sup> Quarter 2020

Area	Sales Representative (Cobrades)				Sales Supervisor (Caboes)			
	2020	2019	Inc/ (Dec)	%	2020	2019	Inc/ (Dec)	%
<b>NCR</b>	3,831	4,116	(285)	(6.92)	275	454	(179)	(39.43)
<b>NCL</b>	111,682	115,415	(3,733)	(3.23)	7,748	8,031	(283)	(3.52)
<b>STBR</b>	81,996	84,907	(2,911)	(3.43)	5,648	7,279	(1,631)	(22.41)
<b>Visayas</b>	29,109	49,426	(20,317)	(41.11)	938	1,882	(944)	(50.16)
<b>Mindanao</b>	12,483	19,745	(7,262)	(36.78)	2,079	1,935	144	7.44
<b>Total</b>	<b>239,101</b>	<b>273,609</b>	<b>(34,508)</b>	<b>(12.61)</b>	<b>16,688</b>	<b>19,581</b>	<b>(2,893)</b>	<b>(14.77)</b>

## C. Learning and Growth

### 1. Hiring for Open Plantilla Positions and Promotions

From April to June 2020, PCSO hired 22 employees and promoted 25 others (Table 20). More employees working out of the PCSO Branch Offices were hired and promoted compared to those in the Head Office for this period.

Table 20 PCSO Hiring and Promotion by Location, 2<sup>nd</sup> Quarter 2020

Positions Hired/Promoted	Head Office	Branch Offices	Total
Hired	12	10	22
Promoted	7	18	25
<b>Total</b>	<b>19</b>	<b>28</b>	<b>47</b>

## 2. Training, Seminar, Workshop, and Forum Conducted

PCSO was not able to conduct learning activities for its officials and employees during the period covered by this report because of the COVID-19 pandemic and given the Inter-Agency Task Force on Emerging Infectious Diseases (IATF EIMD) guidelines postponing all social activities.

## 3. Automation of Application for Medical Assistance in NCR

To ensure its clients' safety, PCSO launched an online application for medical assistance for patients in the NCR (Figure 17). The application can be accessed via the official PCSO website ([www.pcsso.gov.ph](http://www.pcsso.gov.ph)).

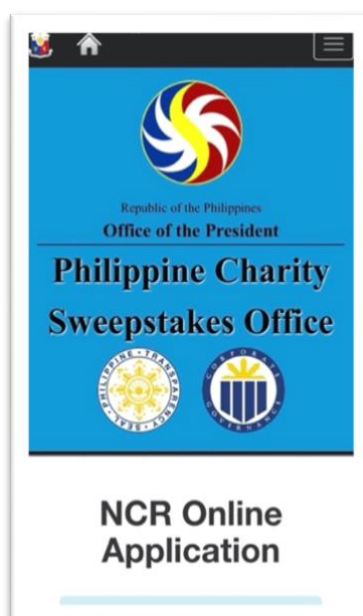


Figure 17 Portal of Application for Medical Assistance in NCR

The Agency also provided hotline numbers to assist clients in the online application process. The hotline numbers are as follows:

Globe	09178807150/ 09273139380
Smart	09190688369/ 09490310843

## D. PCSO Response to COVID-19

### 1. PCSO RRAP

National Budget Circular No. 580 issued by DBM prescribes government economy measures due to the ongoing health emergency.

Cognizant of the need to calibrate the Agency's strategies and programs, PCSO developed and began implementing after BOD approval on 11 June 2020 the Priority Recovery and Rehabilitation Action Plan (PRRAP) that has the following objectives:

- a) The responsible and safe conduct of PCSO's gaming operations;
- b) The unhampered implementation of charity programs; and
- c) The management of health risks to PCSO employees and their families, gaming partners, and the gaming public and the general public.

In pursuit of the objectives, the PRRAP has four (4) priorities:

- a) Establishment and implementation of health and safety standards and practices within the PCSO and in the conduct of games that are compliant with RA 11569 or the Bayanihan We Heal as One Act and other related laws, guidelines, and protocols in ensuring the health and safety standards in PCSO workplace by departments, gaming facilities and in all retail gaming/outlets in the country;
- b) Effective and responsive operational services;
- c) Generation of revenue through gaming operations that are compliant with laws, rules, and regulations of the national government, its agencies, and local government units; and
- d) Implementation of charity programs that are strategic and responsive to the current context.

### 2. Health and Safety Protocols for PCSO

Through the Administrative Sector and Charity Sector, PCSO established health and safety protocols for its stakeholders, mainly its clients and employees. Memorandum Order No. 05-OGM-180 signed by the PCSO Vice-Chairperson and General Manager established PCSO support mechanisms and measures to prevent the spread of COVID-19.

The mechanisms and measures include the following:

- a) Implementation of alternative work arrangements (AWA);
- b) Conduct of disinfection or decontamination activities of all PCSO's buildings, facilities, and service vehicles;
- c) Conduct of health status survey for PCSO officials and employees before reporting to work;
- d) Limiting the occupancy of shuttle buses to at most 50% of the maximum capacity; and
- e) Mandatory temperature scanning before entering PCSO premises

Figure 18 shows photo documentation of various health and safety practices being observed by PCSO.



Figure 18 Health and Safety Protocols at PCSO

### 3. Health and Safety Protocols for Games

PCSO's Gaming, Product Development, and Marketing Sector (GPDMS) developed health and safety protocols for Lotto, Digit, and Keno games and STL to prevent and minimize the exposure to COVID-19 of PCSO's stakeholders—employees, gaming partners, and the public.

Measures were instituted to reduce person-to-person transmission in Lotto, Digit, Keno, and STL outlets:

- a) 1-meter physical distancing;
- b) Use of money trays;
- c) Provision of alcohol or alcohol-based sanitizers; and
- d) Cleaning and disinfecting of frequently touched surfaces and objects in the outlets.

For the gaming public, all bettors have to comply with the mandatory wearing of face masks and use of own pens to place their bets on the bet slips. Figure 19 are visual examples of the health and safety protocols for games developed and enforced by PCSO and partners.

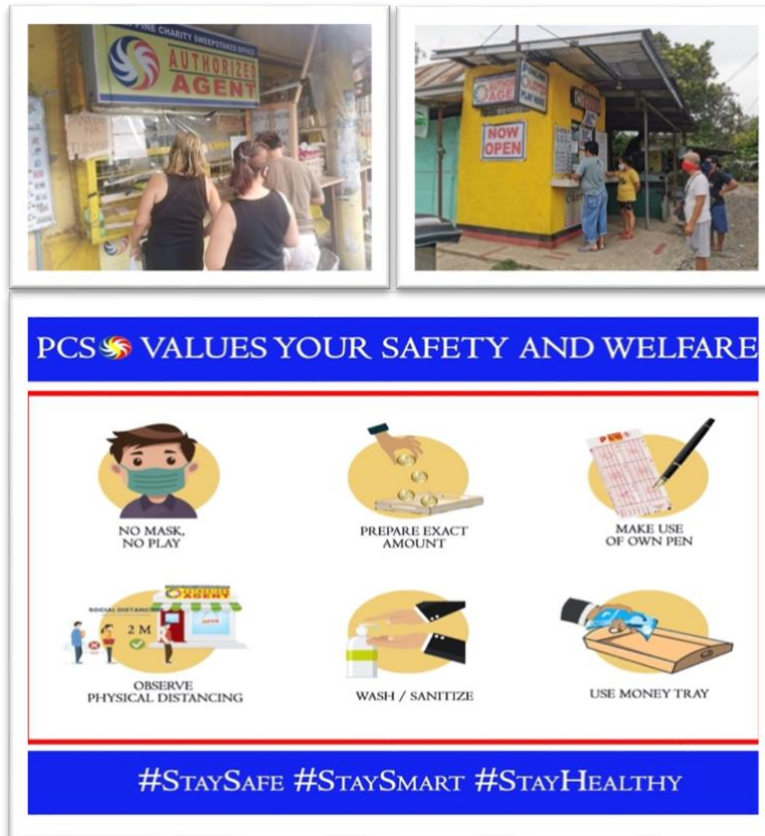


Figure 19 Health and Safety Protocols for Games

Moreover, health and safety protocols were also put in place in the conduct of lottery draws at the PCSO Draw Court of the PCSO Head Office in Mandaluyong City.

#### 4. Other Responses to COVID-19

PCSO's other initiatives in response to the COVID-19 pandemic include the following:

- Provided one (1) PCSO shuttle bus to transport frontliners within Metro Manila;
- Provided one (1) PCSO ambulance unit to the World Trade Quarantine area; and
- Volunteered PCSO personnel to the swabbing center.

## IV. Contributions to Nation-Building

### A. Tax Remittances

PCSO further contributes to nation-building by diligently paying its taxes to the Bureau of Internal Revenue (BIR).

The Agency paid PhP662.279 million as taxes for the second quarter of 2020, detailed in Table 21.

Table 21 PCSO Taxes Paid to BIR, 1 April to 30 June 2020

Type of Tax or Payment	Amount Paid (PhP)
Documentary Stamp Tax	417,026,156.81
Final Income Tax – 20% winnings	26,682,233.80
Final Income Tax – 5% Prize Fund Tax	56,426,936.15
Creditable Income Tax (Expanded)	37,578,575.84
Value Added Tax and Other Percentage Taxes	19,238,001.82
Taxes on Compensation	25,369,284.31
Documentary Stamp Tax	1,726,616.04
Corporate Income Tax	7,823,805.73
<b>Total</b>	<b>PhP662,279,610.50</b>

Compared to the tax remittance of PhP1.874 billion for the first quarter of 2020, PCSO's tax remittance for the second quarter of the same year went down by 65% (Table 22).

Table 22 PCSO Taxes Paid to BIR, 1<sup>st</sup> to 2<sup>nd</sup> Quarters 2019 and 2020

	1 <sup>st</sup> Quarter 2020*	2 <sup>nd</sup> Quarter 2020	1 <sup>st</sup> Quarter 2019*	2 <sup>nd</sup> Quarter 2019
Total Taxes Paid to BIR (PhP)	1,874,431,975.34	662,279,610.50	2,946,373,271.96	3,819,536,804.94

\* Exclusive of Corporate Income Tax

## B. Early Release of Dividend Remittance

As part of PCSO's support to the National Government's response to the COVID-19 pandemic, the Agency deposited its mandatory dividend for CY 2019 of PhP2,219,816,648.06 to the account of the Bureau of Treasury on 7 April 2020, earlier than the scheduled time of payment.

## V. Customer Feedback Mechanisms

To be accessible and responsive to its clientele, PCSO harnesses various means of generating and acting on external feedback: online feedback, "Ipaalam kay GM," hotlines for charity assistance and Lotto/Keno/STL concerns, and the official PCSO social media accounts. The Agency is also plugged into the 888 hotline system of the Office of the President.

Feedback includes inquiries, complaints, suggestions, or commendations made to PCSO.

### A. Online Feedback

Of 211 feedback received online for June 2020, PCSO replied to and addressed 195 and referred 16.

## B. Ipaalam Kay GM

Two (2) telecommunication lines were created to fast track concerns addressed to the chief executive officer of the Agency via the "Ipaalam kay GM" (Figure 20)

For June 2020, PCSO received 448 feedback through this medium. Table 23 provides a snapshot of the concerns raised.

Table 23 Summary of Feedback through Ipaalam kay GM, June 2020

FB Messenger		Text		Call	
Illegal Gambling	5	Illegal Gambling	2	Illegal Gambling	0
Lotto Concerns	217	Lotto Concerns	114	Lotto Concerns	0
Medical Assistance	11	Medical Assistance	22	Medical Assistance	0
New Games	0	New Games	0	New Games	0
Prank	0	Prank	11	Prank	0
Internal	4	Internal	11	Internal	0
Others	42	Others	9	Others	0
<b>Total</b>	<b>279</b>	<b>Total</b>	<b>169</b>	<b>Total</b>	<b>0</b>



Figure 20 Contact Details of the "Ipaalam kay GM"

## C. Hotlines for Charity Assistance and Lotto / Keno / STL Concerns

At the height of the community quarantines, hotlines were also established to accommodate and respond to concerns related to charity assistance and gaming activities. Figure 21 shows PCSO personnel assigned to the hotlines fielding calls.




Figure 21 PCSO Hotlines

#### D. PCSO Social Media Accounts

The official social media accounts of PCSO are also portals for interacting with the clients of the Agency. Figures 22 and 23 show the Agency's presence on Facebook through the official PCSO page and PCSO Games Hub.



Figure 22 PCSO Official Facebook Page



Figure 23 PCSO Games Hub Facebook Page

## E. 8888 Hotline

PCSO received 157 concerns/complaints via the 8888 Hotline within the reporting period. Of these, 155 or 98.72% were answered and closed. PCSO also received one (1) commendation from the 8888 Hotline.

Annex A. Calamity Assistance Breakdown per LGU and Government Hospital

**A.1 Calamity Assistance Breakdown per LGU**

City/ Municipality	Amount of Assistance (PhP)					No. of Beneficiaries		
	Typhoon	Earthquake	Fire	Taal Volcano Eruption Converted to COVID 19	Taal Volcano Eruption	F	M	Total
Province of Quezon	1,500,000.00							10,748
Municipality of Bauan				2,000,000.00				3,738
Municipality of San Pascual				1,418,000.00				1,418
Municipality of San Luis				2,000,000.00				3,065
City of Lipa					2,000,000.00			2,177
Municipality of Alitagtag					494,000.00			494
Municipality of Cuenca					113,000.00			113
Municipality of Malvar					816,000.00			816
Municipality of Mataas na Kahoy					446,000.00			446
Municipality of Tanauan					2,000,000.00			3,742
Municipality of Laurel					251,000.00			251
Municipality of Sta. Teresita					199,000.00			199
Barangay 105 Zone 8 Maginoo Street District 1 Tondo, Manila			527,500.00					1,055

City/ Municipality	Amount of Assistance (PhP)					No. of Beneficiaries		
	Typhoon	Earthquake	Fire	Taal Volcano Eruption Converted to COVID 19	Taal Volcano Eruption	F	M	Total
Brgy. Addition Hills Block 39-40 Mandaluyong City			1,972,500.00					1,315
	<b>1,500,000.00</b>	-	<b>2,500,000.00</b>	<b>5,418,000.00</b>	<b>6,319,000.00</b>			29,577

## A.2 Calamity Assistance Breakdown per Government Hospital

Region	Province	City/ Municipality	Name of Hospital	COVID-19 Pandemic
<b>NCR</b>	Metro Manila	Manila	1. Philippine General Hospital	50,000,000.00
	Metro Manila	Manila	2. San Lazaro Hospital	10,000,000.00
	Metro Manila	Manila	3. Dr. Jose Fabella Memorial Hospital	2,500,000.00
	Metro Manila	Quezon City	4. East Avenue Medical Center	10,000,000.00
	Metro Manila	Quezon City	5. Lung Center of the Philippines	35,000,000.00
	Metro Manila	Quezon City	6. Victoriano Luna Medical Center	10,000,000.00
	Metro Manila	Caloocan City	7. Dr. Jose N. Rodriguez Memorial Hospital	15,000,000.00
	Metro Manila	Las Piñas	8. Las Piñas General Hospital and Satellite Trauma Center	2,500,000.00
	Metro Manila	Muntinlupa	9. Research Institute for Tropical Medicine	50,000,000.00
<b>CAR</b>	Benguet	Baguio City	10. Baguio Gen Hospital and Med Center	2,500,000.00
	Benguet	La Trinidad	11. Benguet General Hospital	2,500,000.00
	Kalinga	Tabuk	12. Kalinga Provincial Hospital	1,000,000.00
	Apayao	Kabugao	13. Apayao Provincial Hospital	1,000,000.00
	Ifugao	Lamut	14. Panopdopan District Hospital	1,000,000.00
<b>Region I</b>	Ilocos Sur	Vigan	15. Ilocos Sur Provincial Hospital-Gabriela Silang	1,000,000.00
	Ilocos Norte	Laoag	16. Gov. Roque B. Ablan Sr. Memorial Hospital	1,000,000.00
	Pangasinan	San Carlos	17. Pangasinan Provincial Hospital	1,000,000.00
	La Union	Agoo	18. La Union Medical Center	2,500,000.00
<b>Region II</b>	Cagayan	Tuguegarao	19. Cagayan Valley Medical Center	30,000,000.00
	Nueva Vizcaya	Bayombong	20. Region II Trauma and Medical Center	2,500,000.00
		Bambang	21. Nueva Vizcaya Provincial Hospital	1,000,000.00
	Isabela	City of Santiago	22. Southern Isabela Medical Center	2,500,000.00
	Quirino	Cabarroguis	23. Quirino Province Medical Center	2,500,000.00

Region	Province	City/ Municipality	Name of Hospital	COVID-19 Pandemic
<b>Region III</b>	Olongapo City	Olongapo City	24. James L. Gordon Memorial Hospital	2,500,000.00
	Tarlac	Tarlac City	25. Tarlac Provincial Hospital	1,000,000.00
	Pampanga	City of San Fernando	26. Jose B Lingad Memorial General Hospital	10,000,000.00
	Aurora	Baler	27. Aurora Memorial Hospital	2,500,000.00
	Nueva Ecija	Cabanatuan City	28. Dr. Paulino J. Garcia Memorial Research & Medical Center	2,500,000.00
	Zambales	Iba	29. President Ramon Magsaysay Memorial Hospital	2,500,000.00
	Bataan	Balanga City	30. Bataan General Hospital and Medical Center	2,500,000.00
	Bulacan	City of Malolos	31. Bulacan Medical Center	1,500,000.00
<b>Region IV-A</b>	Cavite	Bacoor	32. Southern Tagalog Regional Hospital	2,500,000.00
	Laguna	Sta. Cruz	33. Laguna Medical Center	2,500,000.00
	Batangas	Batangas City	34. Batangas Medical Center	2,500,000.00
	Rizal	Antipolo City	35. Rizal Provincial Hospital System	2,500,000.00
<b>Region IV-B</b>	Oriental Mindoro	Calapan City	36. Oriental Mindoro Provincial Hospital	1,000,000.00
	Occidental Mindoro	Mamburao	37. Occidental Mindoro Provincial Hospital	1,000,000.00
	Romblon	Odiongan	38. Romblon Provincial Hospital	1,000,000.00
	Marinduque	Boac	39. Marinduque Provincial Hospital	1,000,000.00
	Palawan	Brookes Point	40. Southern Palawan Provincial Hospital	1,000,000.00
		Taytay	41. Northern Palawan Provincial Hospital	1,000,000.00
<b>Region V</b>	Albay	Legaspi City	42. Bicol Regional Training and Teaching Hospital	10,000,000.00
			43. DOH-CHD-BICOL (Legazpi City)	2,500,000.00
	Catanduanes	Virac	44. Eastern Bicol Medical Center	2,500,000.00
	Camarines Sur	Naga City	45. Bicol Medical Center	2,500,000.00

Region	Province	City/ Municipality	Name of Hospital	COVID-19 Pandemic
	Camarines Norte	Daet	46. Camarines Norte Provincial Hospital	1,000,000.00
	Sorsogon	Sorsogon City	47. Dr. Fernando B. Duran Sr. Memorial	1,000,000.00
	Masbate	Masbate City	48. Masbate Provincial Hospital	1,000,000.00
<b>Region VI</b>	Iloilo	Iloilo City	49. Western Visayas Medical Center	2,500,000.00
	Capiz	Roxas City	50. Roxas Memorial Provincial Hospital	1,000,000.00
	Negros Occidental	Silay City	51. Teresita L. Jalandoni Provincial Hospital	1,000,000.00
	Antique	San Jose	52. Angel Salazar Memorial General Hospital	1,000,000.00
	Aklan	Kalibo	53. Dr Rafael S Tumbokon Memorial Hospital	1,000,000.00
<b>Region VII</b>	Negros Oriental	Dumaguete City	54. Negros Oriental Provincial Hospital	1,000,000.00
	Cebu	Cebu City	55. Vicente Sotto Memorial Medical Center	30,000,000.00
	Siquijor	Mun. of Siquijor	56. Siquijor Provincial Hospital	1,000,000.00
	Bohol	Tagbilaran	57. Gov Celestino Gallares Memorial Hospital	1,000,000.00
		Talibon	58. Garcia Memorial Provincial Hospital	1,000,000.00
<b>Region VIII</b>	Southern Leyte	Maasin City	59. Salvacion Oppus Yñiguez Memorial Provincial Hospital	1,000,000.00
	Leyte	Palo	60. Leyte Provincial Hospital	1,000,000.00
	Eastern Samar	Borongan City	61. Eastern Samar Provincial Hospital	1,000,000.00
	Northern Samar	Catarman	62. Northern Samar Provincial Hospital	1,000,000.00
	Western Samar	Catbalogan City	63. Samar Provincial Hospital	1,000,000.00
<b>Region IX</b>	Zamboanga del Norte	Dipolog City	64. Zamboanga del Norte Medical Center	2,500,000.00
	Zamboanga del Sur	Pagadian City	65. Zamboanga del Sur Medical Center	2,500,000.00
	Zamboanga Sibugay	Ipil	66. Zamboanga Sibugay Provincial Hospital	1,000,000.00

Region	Province	City/ Municipality	Name of Hospital	COVID-19 Pandemic
<b>Region X</b>	Misamis Oriental	Cagayan de Oro City	67. Northern Mindanao Medical Center	1,000,000.00
	Lanao del Norte	Baroy	68. Lanao del Norte Provincial Hospital	1,000,000.00
	Bukidnon	Malaybalay City	69. Bukidnon Provincial Medical Center	1,000,000.00
<b>Region XI</b>	Compostela Valley	Montevista	70. Compostela Valley Provincial Hospital-Montevista (Davao de Oro Provincial Hospital)	1,000,000.00
	Davao Del Sur	Digos	71 . Davao Del Sur Provincial Hospital	1,000,000.00
	Davao Oriental	Davao City	72. Southern Philippines Medical Center	50,000,000.00
	Davao Oriental	Mati	73. Davao Oriental Provincial Hospital	1,000,000.00
	Davao Del Norte	Tagum	74. Davao Regional Medical Center	30,000,000.00
<b>Region XII</b>	North Cotabato	Kidapawan City	75. Cotabato Provincial Hospital	1,000,000.00
		Cotabato City	76. Cotabato Regional and Medical Center	2,500,000.00
	Sultan Kudarat	Isulan	77. Sultan Kudarat Provincial Hospital	1,000,000.00
	South Cotabato	Koronadal City	78. South Cotabato Provincial Hospital	1,000,000.00
<b>Region XIII</b>	Agusan del Sur	Prosperidad	79. D.O. Plaza Memorial Hospital	1,000,000.00
	Agusan del Norte	Butuan City	80. Agusan del Norte Provincial Hospital	1,000,000.00
	Surigao del Sur	Tandag	81. Adela Serra Ty Memorial Medical Center	2,500,000.00
<b>BARMM</b>	Maguindanao	Upi	82. Datu Blah T Sinsuat District Hospital	1,000,000.00
<b>TOTAL</b>				<b>447,000,000.00</b>

Annex B. Medical Transport Vehicle Donation Program Breakdown per Area and Recipient

Region	Province	City/ Municipality	Recipient/Donee	Amount of Assistance (PhP)	Date Released
I	Ilocos Norte	Laoag	Gov. Roque Ablan Sr., Memorial Hospital	1,585,063.00	08-May-20
I	Pangasinan	Labrador	Local Government Unit	1,585,063.00	08-May-20
I	Ilocos Norte	Piddig	Piddig District Hospital	1,585,063.00	06-Apr-20
I	Ilocos Norte	Vintar	Vintar District Hospital	1,585,063.00	06-Apr-20
II	Cagayan	Gonzaga	Local Government Unit	1,585,063.00	08-May-20
II	Cagayan	Lasam	Local Government Unit	1,585,063.00	06-Apr-20
II	Cagayan	Pamplona	Local Government Unit	1,585,063.00	24-Apr-20
II	Cagayan	Sta. Ana	Local Government Unit	1,585,063.00	06-Apr-20
II	Cagayan	Sta. Teresita	Local Government Unit	1,585,063.00	April 6,2020
II	Isabela	Naguilian	Local Government Unit	1,585,063.00	08-May-20
III	Nueva Ecija	Talavera	Bureau of Fire Protection	1,585,063.00	06-Apr-20
III	Zambales	Candelaria	Candelaria District Hospital	1,585,063.00	06-Apr-20
III	Nueva Ecija	Bongabon	Local Government Unit	1,585,063.00	24-Apr-20
III	Zambales	Botolan	Local Government Unit	1,585,063.00	08-May-20
III	Bulacan	Bulakan	Local Government Unit	1,585,063.00	24-Apr-20
III	Zambales	Cabangan	Local Government Unit	1,585,063.00	06-Apr-20
III	Pampanga	Candaba	Local Government Unit	1,585,063.00	24-Apr-20
III	Pampanga	Macabebe	Local Government Unit	1,585,063.00	06-Apr-20
III	Pampanga	Minalin	Local Government Unit	1,585,063.00	06-Apr-20
III	Nueva Ecija	Penaranda	Local Government Unit	1,585,063.00	24-Apr-20
III	Tarlac	Pura	Local Government Unit	1,585,063.00	24-Apr-20
III	Pampanga	Santa Rita	Local Government Unit	1,585,063.00	24-Apr-20
III	Zambales	Sta. Cruz	Ospital ng Sta. Cruz	1,585,063.00	06-Apr-20
IV	Batangas	Calatagan	Local Government Unit	1,585,063.00	08-May-20

<b>Region</b>	<b>Province</b>	<b>City/ Municipality</b>	<b>Recipient/Donee</b>	<b>Amount of Assistance (PhP)</b>	<b>Date Released</b>
<b>IV</b>	Palawan	Aborlan	Aborlan Medicare Hospital	1,585,063.00	08-May-20
<b>IV</b>	Cavite	Tanza	Army Reserve Command	1,585,063.00	06-Apr-20
<b>IV</b>	Laguna	Bay	Bay District Hospital	1,585,063.00	06-Apr-20
<b>IV</b>	Occidental Mindoro	Lubang	Lubang District Hospital	1,585,063.00	08-May-20
<b>IV</b>	Laguna	Luisiana	Luisiana District Hospital	1,585,063.00	06-Apr-20
<b>IV</b>	Occidental Mindoro	Rizal	Local Government Unit	1,585,063.00	08-May-20
<b>IV</b>	Laguna	Victoria	Local Government Unit	1,585,063.00	06-Apr-20
<b>IV</b>	Occidental Mindoro	Abra de Ilog	Local Government Unit	1,585,063.00	08-May-20
<b>IV</b>	Batangas	Lipa	Ospital ng Lipa	1,585,063.00	08-May-20
<b>V</b>	Masbate	Mobo	Local Government Unit	1,585,063.00	06-Apr-20
<b>V</b>	Camarines Sur	Nabua	Local Government Unit	1,585,063.00	08-May-20
<b>V</b>	Camarines Norte	Province of Camarines Norte	Local Government Unit	1,585,063.00	06-Apr-20
<b>V</b>	Masbate	Ticao Island	Ticao District Hospital	1,585,063.00	06-Apr-20
<b>VI</b>	Aklan	Batan	Local Government Unit	1,585,063.00	06-Apr-20
<b>VI</b>	Capiz	Mambusao	Local Government Unit	1,585,063.00	08-May-20
<b>VI</b>	Capiz		Local Government Unit- PDRRMO Capiz	1,585,063.00	06-Apr-20
<b>IX</b>	Zamboanga Sibugay	Imelda	Local Government Unit	1,585,063.00	08-May-20
<b>CAR</b>	Benguet	Baguio	Local Government Unit	1,585,063.00	24-Apr-20
<b>CAR</b>	Mt. Province	Bauko	Luis Hora Regional Memorial Hospital	1,585,063.00	06-Apr-20
<b>NCR</b>	Metro Manila	Navotas	BFP Navotas Fire Station	1,585,063.00	24-Apr-20
<b>NCR</b>	Metro Manila	Parañaque	BFP Parañaque Fire Station	1,585,063.00	24-Apr-20

<b>Region</b>	<b>Province</b>	<b>City/ Municipality</b>	<b>Recipient/Donee</b>	<b>Amount of Assistance (PhP)</b>	<b>Date Released</b>
<b>NCR</b>	Metro Manila	Manila	Gat Andres Bonifacio Memorial Medical Center	1,585,063.00	24-Apr-20
<b>NCR</b>	Metro Manila	Taguig	Phil. Naval Station	1,585,063.00	06-Apr-20
<b>NCR</b>	Metro Manila	Pasig	PNP Eastern Police District	1,585,063.00	24-Apr-20
<b>NCR</b>	Metro Manila	Quezon City	PNP Anti-Kidnapping Group	1,585,063.00	24-Apr-20
<b>NCR</b>	Metro Manila	Manila	Sta. Ana Hospital	1,585,063.00	24-Apr-20
<b>Total</b>				<b>PhP79,253,150.00</b>	

Annex C. List of Recipients of the Medicine Donation Program

Region	Province	City/Municipality	Amount of Assistance (PhP)
<b>April</b>			
VII	Cebu		49,987.64
VII	Cebu		49,977.24
VII	Cebu		49,974.64
VII	Cebu		49,974.64
VII	Cebu		49,974.64
XI	Davao del Sur		49,974.64
XI	Davao del Sur		49,974.04
XI	Davao del Sur		49,974.04
XI	Davao del Sur		49,974.04
XI	Davao del Sur		49,974.04
XI	Davao del Sur		49,980.04
XI	Davao del Sur		49,980.04
XI	Davao del Sur		49,988.20
XI	Davao del Sur		49,988.20
V	Masbate	Ticao Island	99,976.40
NCR	Metro Manila	Pasay City	99,976.40
NCR	Metro Manila	Mandaluyong City	99,976.40
<b>Sub-total</b>			999,625.28
<b>May</b>			
NCR	Metro Manila	Muntinlupa City	99,839.60
<b>Sub-total</b>			99,839.60
<b>June</b>			
NCR	Metro Manila	Quezon City	99,983.10

<b>Region</b>	<b>Province</b>	<b>City/Municipality</b>	<b>Amount of Assistance (PhP)</b>
II	Cagayan	Northern Solano	49,984.80
II	Cagayan	Western Solano	49,984.80
I	Pangasinan	Brgy. Cabacaraan	49,923.20
I	Pangasinan	Municipality of San Manuel	49,923.20
<b>Sub-total</b>			<b>299,799.10</b>
<b>Total</b>			<b>1,399,263.98</b>

Annex D. Recipients of Financial Assistance for Medicines

Region	Province	City/Municipality	Amount of Assistance (PhP)
<b>April</b>			
II	Cagayan	Ballesteros, Cagayan	50,000.00
<b>May</b>			
<b>Note:</b> No request and release of grants to Financial Assistance for the month.			
<b>June</b>			
IV-A	Laguna	Liliw, Laguna	50,000.00
IV-A	Laguna	Brgy. IV-B, San Pablo	50,000.00
IV-A	Laguna	Brgy. San Cristobal, San Pablo	50,000.00
IV-A	Laguna	Brgy. San Ignacio, San Pablo	50,000.00
IV-A	Laguna	Brgy. Sta. Elena, San Pablo	50,000.00
IV-A	Laguna	Brgy. II-E, San Pablo	50,000.00
IV-A	Laguna	Brgy. San Francisco, San Pablo	50,000.00
IV-A	Quezon	Brgy. San Pablo, Catanauan	50,000.00
IV-A	Quezon	Brgy. Poblacion, Catanauan	50,000.00
IV-A	Quezon	Brgy. 7, Poblacion Catanauan	50,000.00
IV-A	Quezon	Brgy 5, Poblacion Catanauan	50,000.00
IV-A	Quezon	Brgy.1, Poblacion Catanauan	50,000.00
MIMAROPA	Mindoro	Sablayan, Occidental	50,000.00
XIII	Agusan del Sur	Prosperidad, Agusan	50,000.00
IV-A	Laguna	Brgy. Sto Nino, San Pablo	50,000.00
<b>Total</b>			<b>PhP800,000.00</b>

Annex E. Total Taxes Paid per Month

Type of Tax or Payment	Amount Due	Amount Paid	Period Covered	Received By	O.R. Number
<b>April 2020</b>					
Documentary Stamp Tax	417,026,156.81	417,026,156.81	March 1-17, 2020	E-Payment	EFPS-204034755 EFPS-204034560
<b>Total</b>	<b>417,026,156.81</b>	<b>417,026,156.81</b>			
<b>June 2020</b>					
Final Income Tax – 20% winnings	26,682,233.80	26,682,233.80	March 2020	E-Payment	EFPS-204663691
Final Income Tax – 5% Prize Fund Tax	56,426,936.15	56,426,936.15	March 2020	LBP-East Ave.	CHECK NO. 456761
Creditable Income Tax (Expanded)	37,578,575.84	37,578,575.84	March, April, May 2020	E-Payment	EFPS-204682837 EFPS-204679288 EFPS-204683921
Value Added Tax and Other Percentage Taxes	19,238,001.82	19,238,001.82	March, April, May 2020	E-Payment	EFPS-204680324 EFPS-204681171 EFPS-204681806
Taxes on Compensation	25,369,284.31	25,369,284.31	March, April, May 2020	E-Payment	EFPS-204664470 EFPS-204666058 EFPS-204665144
Documentary Stamp Tax	1,726,616.04	1,726,616.04	March 18-29, 2020	E-Payment	EFPS-204526070 EFPS-204526446
<b>Total</b>	<b>167,021,647.96</b>	<b>167,021,647.96</b>			
<b>Grand Total</b>	<b>584,047,804.77</b>	<b>584,047,804.77</b>			

Annex F. Lotto and STL Shares per LGU

Region	City/Municipality	Lotto Share				STL Share			
		Voucher No.	Amount Released (PhP)	Date Released	Period Covered	Voucher No.	Amount Released (PhP)	Date Released	Period Covered
	<b>APRIL 2020</b>								
	Philippine National Police					CF2006001683	7,356,767.20	04/06/2020	January 2020
	National Bureau of Investigation					CF2006001684	2,942,706.74	04/06/2020	January 2020
	<b>TOTAL</b>						<b>10,299,473.94</b>		
	<b>JUNE 2020</b>								
NCR	The Municipal Treasurer - Pateros	CF2006001661	156,946.03	03/06/2020	January - March 2020				
NCR	The City Treasurer - Valenzuela	CF2006001666	1,175,648.96	03/06/2020	January - March 2020				
NCR	The City Treasurer - Taguig	CF2006001667	1,373,116.27	03/06/2020	January - March 2020				
NCR	The City Treasurer - San Juan City	CF2006001668	438,356.79	03/06/2020	January - March 2020				
NCR	The City Treasurer - Quezon City	CF2006001669	7,110,909.06	03/06/2020	January - March 2020				
NCR	The City Treasurer - Pasay	CF2006001670	1,518,906.46	03/06/2020	January - March 2020				
NCR	The City Treasurer - Pasig City	CF2006001671	1,581,701.18	03/06/2020	January - March 2020				
NCR	The City Treasurer - Parañaque	CF2006001672	1,868,028.66	03/06/2020	January - March 2020				

Region	City/Municipality	Lotto Share				STL Share			
		Voucher No.	Amount Released (Php)	Date Released	Period Covered	Voucher No.	Amount Released (Php)	Date Released	Period Covered
NCR	The City Treasurer - Navotas	CF2006001673	368,519.89	03/06/2020	January - March 2020				
NCR	The City Treasurer - Muntinlupa	CF2006001674	740,154.85	03/06/2020	January - March 2020				
NCR	The City Treasurer - Marikina City	CF2006001675	1,082,587.68	03/06/2020	January - March 2020				
NCR	The City Treasurer - Mandaluyong City	CF2006001676	1,358,333.80	03/06/2020	January - March 2020				
NCR	The City Treasurer - Malabon	CF2006001677	542,157.61	03/06/2020	January - March 2020				
NCR	The City Treasurer - Makati	CF2006001678	1,345,917.15	03/06/2020	January - March 2020				
NCR	The City Treasurer - Manila	CF2006001679	4,303,450.72	03/06/2020	January - March 2020				
NCR	The City Treasurer - Las Piñas	CF2006001680	1,310,119.57	03/06/2020	January - March 2020				
NCR	The City Treasurer - Caloocan City	CF2006001681	2,025,985.46	03/06/2020	January - March 2020				
NCR	The City Treasurer - Mandaluyong City					CF2006001662	11,522.24	03/06/2020	January-March 16, 2020
NCR	The City Treasurer - San Juan City					CF2006001663	17,911.46	03/06/2020	January-March 16, 2020

Region	City/Municipality	Lotto Share				STL Share			
		Voucher No.	Amount Released (PhP)	Date Released	Period Covered	Voucher No.	Amount Released (PhP)	Date Released	Period Covered
NCR	The City Treasurer - Pasig City					CF2006001664	116,600.09	03/06/2020	January-March 16, 2020
NCR	The City Treasurer - Marikina City					CF2006001665	64,445.28	03/06/2020	January-March 16, 2020
	<b>Total</b>		<b>28,300,840.14</b>				<b>210,479.07</b>		
	<b>Grand Total</b>		<b>28,300,840.14</b>				<b>10,509,953.01</b>		

Annex G. List of STL AACs

No.	STL-AACS	Area of Operation	Resumption of Operation
<b>National Capital Region</b>			
1	Chivalric, Inc.	NCR-Eastern District	December 01, 2019
<b>Northern and Central Luzon</b>			
<b>Region I - Ilocos Region</b>			
2	Lucky Pick Amusement & Development, Inc.	Province of Ilocos Norte	September 01, 2019
3	S Grande Corporation	Ilocos Sur	September 03, 2019
4	First La Union Leisure Entertainment & Gaming Corporation	La Union	September 06, 2019
<b>Region II - Cagayan Valley</b>			
5	Fair Ways Management and Gaming Corporation (1)	Santiago City, Isabela	September 01, 2019
6	King's 810 Gaming Corporation	Nueva Vizcaya	September 01, 2019
7	Sahara Games and Amusement Philippines Corp.	Isabela Province excluding Santiago City	October 01, 2019
<b>Region III - Central Luzon</b>			
8	CTG Prime Ventures Inc.	Province of Nueva Ecija	September 01, 2019
9	Diamond Gaming & Research Center Corporation	Bulacan	September 01, 2019
10	GIPC Gaming and Amusement Center	Zambales Excluding Olangapo City	September 01, 2019
11	Golden Matrix Gaming & Amusement Corp.	Olongapo City, Zambales	September 01, 2019
12	Lake Tahoe Gaming & Amusement Corporation	Angeles City, Pampanga	September 01, 2019
13	Northtrails Resources Inc.	Tarlac	September 01, 2019
14	Suncove Corporation	Province of Pampanga Excluding Angeles City	September 01, 2019
15	Sunset Bay Research & Marketing Corporation	Bataan Province	September 01, 2019
<b>Region XV - Cordillera Administrative Region (CAR)</b>			
16	D'oro Tigre Corporation	Abra	September 03, 2019

No.	STL-AACS	Area of Operation	Resumption of Operation
17	Mountain View Games of Chance Corporation (1)	Province of Apayao	September 01, 2019
18	Mountain View Games of Chance Corporation (2)	Province of Kalinga	September 01, 2019
19	Pines Estate and Gaming Corporation (1)	Baguio City	September 01, 2019
20	Pines Estate and Gaming Corporation (2)	Province of Benguet Excluding Baguio City	September 01, 2019
<b>Southern Tagalog and Bicol Region</b>			
<b>Region IV-A - Southwestern Tagalog Mainland (CALABARZON)</b>			
21	Batangas Enhanced Technology Systems, Inc.	Province of Batangas	September 01, 2019
22	Pirouette Corporation	Quezon Province	September 01, 2019
23	Ramloid Gaming Corporation	Province of Laguna including San Pablo City	September 01, 2019
<b>Region V - Bicol Region</b>			
24	Evenchance Gaming Corporation	Camarines Sur	March 01, 2020
25	Fair Ways Management and Gaming Corporation (2)	Catanduanes	September 01, 2019
26	Oceania Sur Gaming Corporation	Province of Sorsogon	September 01, 2019
27	Stemmm Gaming Corporation	Camarines Norte	September 03, 2019
<b>Region XVII - Southwestern Tagalog Region (MIMAROPA)</b>			
28	Pines Estate and Gaming Corporation (3)	Romblon	September 01, 2019
29	Philprize Amusement agent Corporation (PAAC)	Puerto Princesa City, Palawan	March 01, 2020
30	Royal Viva Research Corporation	Oriental Mindoro	December 01, 2019
<b>Visayas</b>			
<b>Region VI - Western Visayas</b>			
31	Super Lucky Beagler, Inc. (1)	Negros Occidental Excluding Bacolod City	September 01, 2019
32	Super Lucky Beagler, Inc. (2)	Bacolod City	September 01, 2019

No.	STL-AACS	Area of Operation	Resumption of Operation
33	Iloilo Small Town Lottery Gaming Corporation	Guimaras	September 01, 2019
<b>Region VII - Central Visayas</b>			
34	First Golden Fortune Leisure, Inc.	Mandaue City	September 01, 2019
35	Four Aces Resources Mngt. Corporation	Negros Oriental	September 01, 2019
36	Lucky 7 Games and Amusement Corporation	Lapulapu City	September 01, 2019
37	Redcarpet Gaming Corporation	Province of Siquijor	September 03, 2019
38	Saturn Gaming N' Amusement Corporation (1)	Cebu Province excluding Metro Cebu	September 14, 2019
<b>Region VIII - Eastern Visayas</b>			
39	Berich Online Gaming and Amusement Inc.	Western Samar	December 01, 2019
40	Saturn Gaming N' Amusement Corporation (2)	Southern Leyte	September 01, 2019
41	System Development and Ventures Corporation	Eastern Samar	October 01, 2019
<b>Mindanao</b>			
<b>Region IX - Zamboanga Peninsula</b>			
42	Fairways Management And Gaming Corporation (3)	Zamboanga del Norte	September 03, 2019
<b>Region X - Northern Mindanao</b>			
43	Diamond Millennium Corporation (1)	Cagayan de Oro City	September 01, 2019
44	Diamond Millennium Corporation (2)	Misamis Oriental Excluding Cagayan de Oro City	September 01, 2019
45	STL Donel Philippines Corporation	Misamis Occidental	September 01, 2019
46	Trento Gaming and Leisure Corporation (2)	Bukidnon	November 15, 2019
<b>Region XI - Davao Region</b>			
47	Beato Gioco Lottery inc	Davao del Norte	September 03, 2019

No.	STL-AACS	Area of Operation	Resumption of Operation
48	Oro Swerte Gaming & Leisure Corporation	Compostela Valley	September 01, 2019
49	Provident Marketing And Mobile Enterprises Inc. (3)	Province of Davao del Sur Excluding Davao City	September 01, 2019
50	Provident Marketing And Mobile Enterprises Inc. (4)	Davao Oriental	September 15, 2019
<b>Region XII - SOCCKSARGEN</b>			
51	JGM Gaming and Leisure Corporation (2)	Saranggani	September 01, 2019
52	Miracle Pick Gaming Corporation	North Cotabato	September 01, 2019
53	Trento Gaming and Leisure Corporation (1)	General Santos City	September 06, 2019
54	JY Archers Games and Entertainment Corp	South Cotabato	September 18, 2019
<b>Region XIII - Caraga Region</b>			
55	Ouano Gaming and Leisure Corporation	Agusan del Sur	September 01, 2019
56	Sweeteva Online Gaming and Amusement Corporation	Surigao del Sur	September 03, 2019
57	Provident Marketing and Mobile Enterprises Inc. (1)	Agusan del Norte	September 15, 2019
58	Mindanao ABCD Corporation	Dinagat Islands	October 01, 2019
59	JGM Gaming and Leisure Corporation (1)	Surigao del Norte	November 15, 2019
<b>Region XVI - Bangsamoro Autonomous Region In Muslim Mindanao (BARMM)</b>			
60	Provident Marketing and Mobile Enterprises Inc. (2)	Cotabato City	September 01, 2019
61	Zian Gaming Recreation Inc.	Basilan	September 01, 2019