

2020 Year-End Report

TABLE OF CONTENTS

| | |
|---|-----------|
| Executive Summary | 5 |
| I. Introduction..... | 18 |
| II. About PCSO | 18 |
| III. PCSO 2020 Operational Accomplishments | 19 |
| <i>A. Fund Generation Activities</i> | <i>19</i> |
| 1. Lotto Games | 20 |
| 2. Digit Games | 21 |
| 3. Small Town Lottery | 22 |
| 4. Keno | 22 |
| 5. Instant Sweepstakes | 22 |
| <i>B. Jackpot Winners Produced</i> | <i>23</i> |
| <i>C. Fund Provision Activities.....</i> | <i>23</i> |
| 1. Medical Access Program | 24 |
| 3. Calamity Assistance Program | 26 |
| 4. Endowment Fund Program and Institutional Partnership Program | 26 |
| 5. Medical Transport Vehicle Donation Program | 27 |
| 6. Medical Equipment Donation Program | 28 |
| 7. Medicine Donation Program | 29 |
| Table 13 Number of City/Municipality and Amount of Grants for MATBO | 29 |
| <i>D. Corporate Social Responsibility</i> | <i>29</i> |
| 1. CSR Activities | 29 |
| <i>E. Compliance with Mandatory Contributions</i> | <i>30</i> |
| 1. Assistance to Government Institutions (Mandatory Contributions) | 30 |
| 2. LGU Lotto Shares | 30 |
| 3. Small Town Lottery (STL) Shares | 30 |
| III. Administrative Accomplishments | 31 |
| <i>A. Livelihood Generation for Lotto and Keno Agents</i> | <i>31</i> |
| <i>B. STL AACs.....</i> | <i>31</i> |
| C. Learning and Growth..... | 33 |
| 1. Hiring for Open Plantilla Positions and Promotions..... | 33 |
| 2. Training, Seminar, Workshop, and Forum Conducted | 34 |
| 3. Automation of Application for Medical Assistance in NCR | 34 |
| <i>D. PCSO Response to COVID-19</i> | <i>34</i> |
| 1. PCSO RRAP | 34 |
| 2. Health and Safety Protocols for PCSO | 35 |
| 3. Health and Safety Protocols for Games | 35 |
| 4. Other Responses to COVID-19 | 35 |
| IV. Contributions to Nation-Building | 36 |
| <i>A. Tax Remittances.....</i> | <i>36</i> |
| V. Customer Feedback Mechanisms..... | 36 |
| <i>A. Online Feedback.....</i> | <i>37</i> |
| <i>B. Ipaalam Kay GM</i> | <i>37</i> |
| <i>C. Hotlines for Charity Assistance and Lotto / Keno / STL Concerns</i> | <i>37</i> |

| | |
|--|----|
| <i>D. PCSO Social Media Accounts</i> | 37 |
| <i>E. 8888 Hotline</i> | 37 |
| <i>Annex A Calamity Assistance Program Recipients</i> | 40 |
| <i>Annex B Medical Transport Vehicle (MTV) Donation Program Breakdown per Area and Recipients</i> | 59 |
| <i>Annex C List of Recipients of the Medicine Donation Program</i> | 70 |
| <i>Annex D List of Recipients of the Financial Assistance for Medicines or Medicines Assistance through Branch Offices (MATBO)</i> | 72 |
| <i>Annex E List of Recipient LGUs for Lotto Shares 2020</i> | 73 |
| <i>Annex F STL Shares Released for 2020</i> | 86 |
| <i>Annex G Lotto and Keno Agents as of December 31, 2020</i> | 86 |

LIST OF TABLES

| | |
|--|-------------------------------------|
| Table 1 PCSO Retail Receipts, Comparative Analysis of C.Y 2019- 2020 | 19 |
| Table 2 Lotto Games, 1 st to 4 th quarters of 2020 | 20 |
| Table 3 Digit Games, 1 st to 4 th Quarters of 2020 | 21 |
| Table 4 STL Quarterly Revenues, 2020 | 22 |
| Table 5 Keno Quarterly Revenues, 2020 | 22 |
| Table 6 Instant Sweepstakes Monthly Revenues, 4 th Quarter, 2020 | 23 |
| Table 7 Jackpot Winners Produced, 1 st to 4 th Quarters of 2020..... | 23 |
| Table 8. Comparative Analysis of PCSO Fund Provision Activities, C.Y 2020- 2019 | 23 |
| Table 10 Summary of MAP assistance per Nature of Request and Sex in NCR and Branches, 2020 | 25 |
| Table 11 Summary of Calamity Assistance, 2020 | 26 |
| Table 12 Endowment Program Assistance, 2020 | 26 |
| Table 13 Number of City/Municipality and Amount of Medicines Donated by quarter, 1 January to 31 December 2020 | 29 |
| Table 14 Number of City/Municipality and Amount of Grants for MATBO | 29 |
| Table 15 CSR Activities for 2020 | 30 |
| Table 17 Lotto and Keno outlets as of 31 December 2020 | 31 |
| Table 18 STL Authorized Agent Corporations as of December 2020 | 31 |
| Table 19 STL Job Generation for CY 2020 | 33 |
| Table 20 PCSO Hiring and Promotion by Location..... | 33 |
| Table 21 PCSO Taxes Paid to BIR, 1 January 2020 to 31 December 2020 | 36 |
| Table 22 PCSO Taxes Paid, 1 st to 4 th Quarter 2020 | Error! Bookmark not defined. |
| Table 23 Summary of Feedback through Ipaalam kay GM, CY 2020..... | 37 |

LIST OF FIGURES

| | |
|---|----|
| Figure 1 PCSO Gross Receipts Composition | 19 |
| Figure 2 Allocation of Net Receipts..... | 19 |
| Figure 3 Distribution of PCSO Revenues for the year 2020..... | 20 |
| Figure 4 Distribution of Lotto Games per Variant and Quarter..... | 21 |
| Figure 5 Distribution of Digit Games per Variant and Quarter..... | 22 |
| Figure 6 Sex Disaggregation of MAP beneficiaries 2020 | 25 |
| Figure 7 Medical Transport Vehicle Donation Program Distribution per Region and Amount, 2020 | 27 |
| Figure 8 Medical Transport Vehicle Donation Program Distribution per Region and number of units, 2020 | 28 |

Executive Summary

Introduction

This report covers the operational and administrative accomplishments, contributions to nation-building, and results of the customer feedback mechanisms of the Philippine Charity Sweepstakes Office (PCSO) for the year 2020.

This document is prepared for purposes of fulfilling the Agency's reporting accountabilities to the Office of the President and the Governance Commission on Government-Owned or -Controlled Corporations.

About PCSO

The mandate of the Philippine Charity Sweepstakes Office (PCSO) is two-pronged: 1) the conduct of lottery games to raise revenue, and 2) to provide funds for health-, medical-, and welfare-related activities and charities of national character.

Under the PCSO Charter, specifically Section 6 of Republic Act (RA) No. 1169, as amended, two percent (2%) of the Agency's retail receipts are allocated for the printing costs. The net receipts, which are receipts of the Agency net of the printing costs, are subsequently allocated into three (3) specific funds: Prize, Charity, and Operating.

Fund Generation Activities

PCSO generates funds through all its gaming activities such as Lotto, Small Town Lottery (STL), Keno, and Instant Sweepstakes (Traditional and Scratch It).



Like many institutions that rely on public patronage, PCSO operations were affected by the pandemic brought about by the coronavirus disease 2019 (COVID-19). On 17 March 2020, following the declarations of enhanced community quarantine (ECQ) in the National Capital Region (NCR) and the State of Calamity and Public Health Emergency throughout the country, PCSO General Manager Royina M. Garma announced the decision of the PCSO Board of Directors (BOD) to suspend all gaming operations of the Agency. The suspension of gaming operations meant the deferment of the revenue-generating activities of the Agency.



For the year 2020, PCSO generated a total of P18.631 Billion Pesos from its PCSO games such as Lotto, Digit Games, Keno, and Small Town Lottery.

From all the gaming activities, PCSO produced twenty-one (21) lucky millionaires from its lotto games, in which the Agency allotted P8,552,462,424.49 as prize winnings.



Fund Provision Activities

For the year 2020, PCSO provided P 2.938 billion as health- and medical-related assistance to 778,438 individuals and 649 local government units (LGUs), and government hospitals. PCSO provides funds through the Medical Access Program or MAP, Calamity Assistance Program, Endowment Fund Program, Medical Transport Vehicle Donation Program, Medical Equipment Donation Program, Medicine Donation Program, and Medical Assistance through Branch Offices.

The MAP (formerly the Individual Medical Assistance Program or IMAP) assists persons with health-related problems in partnership with government and private hospitals, health facilities, medicine retailers, and other partners. Services covered by the program are confinement, chemotherapy, dialysis (Hemo/PD/EPO), and medicines.



For the year 2020, PCSO released P1.8 billion as MAP assistance to 250,850 individuals. This amount represents 61.7% of the total funds provided by PCSO for the period.

Moreover, EPO medicine is the most requested assistance with 120,825 patients (48%), followed by confinement with 100,799 beneficiaries (40%). Ranking third is chemo drugs/ therapy with 23,017 beneficiaries (9%). Lastly, Hemo/ Peritoneal dialysis, Hemophilia and Post- Transplant medicines comprises (3%) 5,063 beneficiaries.

For the year 2020, PCSO granted P77,566,500.00 as calamity assistance to 516,099 beneficiaries affected by natural disasters. During the COVID-19 lockdown, PCSO granted P447,000,000.00 financial assistance to 82 government hospitals to augment in fighting the COVID 19 pandemic.



Ceremonial turn-over and MOA signing of the PCSO's P50M COVID-19 Calamity Assistance to SPMC, Davao City. PCSO was represented by PCSO General Manager Royina M. Garma, Mindanao Department Manager Federico A. Damole and OIC-BM Romana Eme Rose G. Irlandez. SPMC, on the other hand was represented by Dr. Leopoldo Vega, Chief of Hospital and Atty. Oscar Mata, Admin Head.

The Agency also has an Endowment Fund Program that provides funding assistance to government hospitals and other health facilities to make medical services more accessible to Filipinos. For the year 2020, the Agency released P50,000,000.00 to twelve (12) government hospitals and P2,190,000.00 to one (1) institutional partner.



Mandaluyong City. On November 5, 2020, the Philippine Charity Sweepstakes Office (PCSO) led by GM Royina Marzan Garma, released P18Million Endowment Fund to four (4) government hospitals. The turnover ceremony was held at the PCSO Main Office, Sun Plaza Bldg., Mandaluyong City. Of the P18 million, P 5 million was donated to Research Institute for Tropical Medicine (RITM), P3million was released to Ospital ng Muntinlupa, P 5million to East Avenue Medical Center and P 5million to Quirino Memorial Medical Center.

13 Recipients of PCSO Patient Transport Vehicles (PTV) (May 8, 2020)

- Gonzaga, Cagayan
- Gov. Roque Ablan Sr. Memorial Hospital, Ilocos Norte
- Labrador Pangasinan
- Lubang District Hospital, Occidental Mindoro
- Naguilian, Isabela
- Mambusao, Capiz
- Nabua, Camarines Sur
- Calatagan, Batangas
- Rizal, Occidental Mindoro
- Abra de Ilog, Occidental Mindoro
- Botolan, Zambales
- Imelda, Zamboanga Sibugay
- Aborlan Medicare Center in Palawan



PCSO also donated 293 ambulances or patient transport vehicles (PTVs) and 1 EMSV to various LGUs and government offices under the Medical Transport Vehicle Donation Program. The total donation amounted to P466,771,459. Regions IV received the greatest amount donated by PCSO with P49,136,953.00 which corresponds to the number of transport/ambulance donations at 31 units for the year 2020.



For the year 2020, PCSO gave P70.035 million to the six (6) government hospitals to purchase medical equipment.



PCSO Assistant General Manager for Management Services Sector Remeliza Gabuyo assisted by PCSO Branch Manager for Davao Del Sur Romana Eme Rose Irlandez represented PCSO General Manager Royina M Garma during the tur-over of the medical equipment and supplies to police officials at the Regional Health Service 11 of the Philippine National Police in Davao city.



PCSO, Office of the General Manager representative Ms. Emilyn Ubales under the PCSO CSR Project turned over P199,800.00 worth of medical equipment and supplies to the Municipal Health Office of Jamindan, Capiz represented by Mr. Frederick Valdemar at the OGM extension office Ground Floor Sun Plaza, Building, Shaw Blvd., Mandaluyong City.

The Agency's Medicine Donation Program provides access to medicines and financial assistance for medicines. Under this program, PCSO donated P3.853 million worth of medicines to 98 cities and municipalities.



PCSO continues to deliver its mandate of providing medicines to other government agencies through its Medicine Donation Program, ensuring an effective and efficient delivery of health care services to the people.

Corporate Social Responsibility

The thrust of PCSO's corporate social responsibility (CSR) for 2020 is to assist indigents and marginalized communities, and those suffering from distress or calamities.





The second category of beneficiaries includes indigenous people and those ostracized due to biases. PCSO assistance is through the distribution of food packs, emergency kits, and hygiene kits.





For 2020, the PCSO reached at least 29,884 individuals through its CSR activities providing assistance in the amount of P21.73 million.

Compliance with Mandatory Contributions

In compliance to various laws and issuances mandating PCSO to provide funds to selected government institutions, PCSO disbursed a total of P964.190 Million Pesos for its Mandatory Contributions, of which 43.6% or P420.585 Million was allotted for PhilHealth (for Covid-19)



PCSO represented by Ms. Jerusa A. Corpuz, of the Charity Assistance Department and Ms. Marie Louise Serojales of the Office of the General Manager releases 2 checks amounting to P28.8M and P19.9M to CHED and a check worth P215M to Philhealth Greater Medicare Access Program (GMA) as part of its Mandatory Contribution

Based on the data from the Treasury Department, for the year 2020, the PCSO allotted P87.509 Million as lotto shares to various LGUs of which P 69.494 Million has been claimed.

Meanwhile, the PNP, National Bureau of Investigation (NBI), and LGUs received a total of P55,382,670.78 as STL shares for the same period.

Job Generation

Administrative Accomplishments

2020 PCSO's gaming operations for lotto and keno provided livelihood for a total of 7,055 agents. Of these, 6,161 were involved in Lotto, and 894 in Keno.

As of 31 December 2020, there are fifty-nine (59) operational STL Authorized Agent Corporations (AACs) nationwide. STL AACs provided jobs for 319,888 sales representatives or *cobrades* and 19,267 sales supervisors or *caboes*.

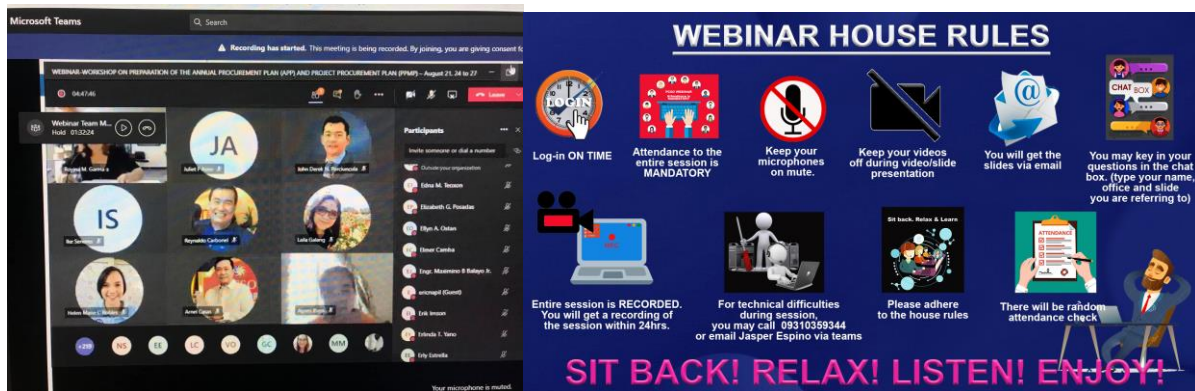
From January to December 2020, PCSO hired seven (7) employees in the Head office.

The first quarter of 2020, PCSO conducted the Development of Project Proposals Seminar/Workshop at the Lancaster Hotel, Shaw Boulevard, Mandaluyong City. During the event, PCSO assistant general managers, department managers, and technical assistants attended the training to enable them to develop more effective project proposals and project designs.



During the third quarter of 2020, PCSO conducted the "Webinar Workshop on the Preparation of the Annual Procurement Plan (APP) and Project Procurement Management Plan (PPMP)" from August 21 and 24 to 27, 2020. The activity was attended by a total of 241 employees, where 98 are males and 143 are females.





The 4th quarter of 2020, PCSO conducted 6 trainings, attended by 188 employees.

To ensure its clients' safety, PCSO launched an online application for medical assistance for patients in the NCR. The application can be accessed via the official PCSO website (www.pcsso.gov.ph). The Agency also provided hotline numbers to assist clients in the online application process.



Cognizant of the need to calibrate the Agency's strategies and programs, PCSO developed and began implementing after BOD approval on 11 June 2020 the Priority Recovery and Rehabilitation Action Plan (PRRAP) that has the following objectives:

- a) Responsible and safe conduct of PCSO's gaming operations;
- b) Unhampered implementation of charity programs; and
- c) Management of health risks to PCSO employees and their families, gaming partners, and the gaming public and the general public.

In pursuit of the objectives, the PRRAP has four (4) priorities:

- a) Establishment and implementation of health and safety standards and practices within the PCSO and in the conduct of games that are compliant with RA 11569 or the Bayanihan We Heal as One Act and other related laws, guidelines, and protocols in ensuring the health and safety standards in PCSO workplace by departments, gaming facilities and in all retail gaming/outlets in the country;
- b) Effective and responsive operational services;
- c) Generation of revenue through gaming operations that are compliant with laws, rules, and regulations of the national government, its agencies, and local government units; and
- d) Implementation of charity programs that are strategic and responsive to the current context.

COVID Initiatives

Through the Administrative Sector and Charity Sector, PCSO established health and safety protocols for its stakeholders, mainly its clients and employees. Memorandum Order No. 05-OGM-180 signed by the PCSO Vice-Chairperson and General Manager established PCSO support mechanisms and measures to prevent the spread of COVID-19.

The mechanisms and measures include the following: 1) implementation of alternative work arrangements (AWA); 2) conduct of disinfection or decontamination activities of all PCSO's buildings, facilities, and service vehicles; 3) conduct of health status survey for PCSO officials and employees before reporting to work; 4) limiting the occupancy of shuttle buses to at most 50% of the maximum capacity; and 5) mandatory temperature scanning before entering PCSO premises.

PCSO's Gaming, Product Development, and Marketing Sector (GPDMS) developed health and safety protocols for Lotto, Digit, and Keno games and STL to prevent and minimize the exposure to COVID-19 of stakeholders—employees, gaming partners, and the public.

The following measures were instituted to reduce person-to-person transmission in Lotto, Digit, Keno, and STL outlets:

- a) 1-meter physical distancing;
- b) Use of money trays;
- c) Provision of alcohol or alcohol-based sanitizers; and
- d) Cleaning and disinfecting of frequently touched surfaces and objects in the outlets.



For the gaming public, all bettors have to comply with the mandatory wearing of face masks and use of own pens to place their bets on the bet slips. Moreover, health and safety protocols were also put in place in the conduct of lottery draws at the PCSO Draw Court of the PCSO Head Office in Mandaluyong City.

As part of its Covid response, the PCSO allotted P1.6 billion as assistance, this figure is on top of the P2.2 Billion early release of PCSO's Dividend payment to the Department of Finance.

PCSO's other initiatives in response to the COVID-19 pandemic include the following:

- Turned over 198 units of Patient Transport Vehicle to various LGUs and government hospitals
- Donated medicines
- Distributed food packs, face masks, gloves and disinfecting solutions
- Provided 1 PCSO shuttle bus to transport frontliners within Metro Manila
- Provided one (1) PCSO ambulance unit to the World Trade Quarantine area; and

- Volunteered PCSO personnel to the swabbing center

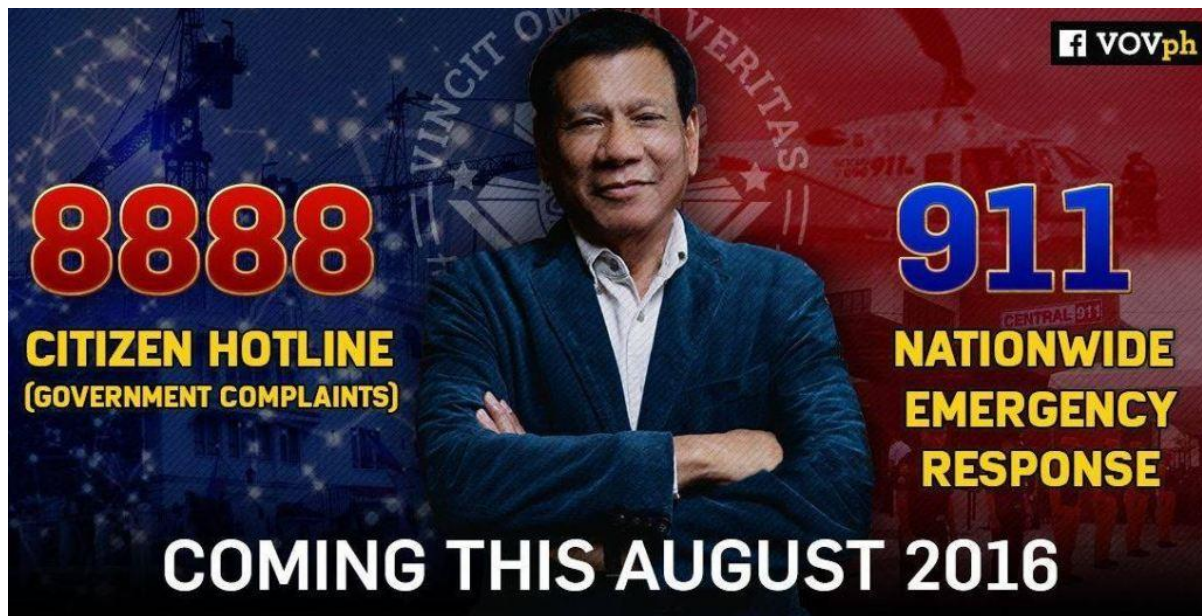


Contributions to Nation-Building

PCSO further contributes to nation-building by diligently paying its taxes to the Bureau of Internal Revenue (BIR). The Agency paid P5.4 billion as taxes for the year 2020.

Customer Feedback Mechanisms

To be accessible and responsive to its clientele, PCSO harnesses various means of generating and acting on external feedback: online feedback, "Ipaalam kay GM," hotlines for charity assistance and Lotto/Keno/STL concerns, and official PCSO social media accounts. The Agency is also plugged into the 8888 hotline system of the Office of the President.



Concerns or complaints regarding government services is now just one text away to the 8888 Citizen's Complaint Hotline, the national 24/7 public service hotline.

Feedback includes inquiries, complaints, suggestions, or commendations made to PCSO.

For the online feedback on the PCSO website, PCSO received 2,863 feedbacks for the year 2020, in which PCSO replied/referred 2,863.



Meanwhile, PCSO received 1,888 concerns/complaints via the 8888 Hotline within the reporting period. Of these, 1,884 or 99.8% were answered and closed and 1 commendation received.



In addition, PCSO received a total of 3,157 calls/messages thru text, call, or Facebook from the “Ipaalam Kay GM” hotline. Table 23 shows the table of the monthly number of calls/messages answered.

I. Introduction

This report covers the operational and administrative accomplishments, contributions to nation-building, and results of the customer feedback mechanisms of the Philippine Charity Sweepstakes Office (PCSO) for the period January 1 to December 31, 2020

When possible, for-the-period information is compared to PCSO's performance for the year 2020 and the year 2019.

This document is prepared for purposes of fulfilling the Agency's reporting accountabilities to the Office of the President and the Governance Commission on Government-Owned or - Controlled Corporations (GOCCs) and to the public in general.

II. About PCSO

The mandate of the Philippine Charity Sweepstakes Office (PCSO) is two-pronged: 1) the conduct of lottery games to raise revenue, and 2) to provide funds for health-, medical-, and welfare-related activities and charities of national character.

Vision

PCSO is the principal government agency engaging the society towards sustainable fund generation for health programs and charities of national character.

Mission

- We hold and conduct transparent sweepstakes races, lotteries, and other similar activities;
- We provide responsive assistance to eligible recipients and beneficiaries;
- We continuously develop our people and improve and communicate our products and services; and
- We establish strong partnerships with responsible agents and stakeholders.

Core Values

Compassion | Integrity | Patriotism | Professionalism | Transparency

Revenue Allocation

Under the PCSO Charter, specifically Section 6 of Republic Act (RA) No. 1169, as amended, two percent (2%) of the Agency's retail receipts are allocated for the printing costs (Figure 1). The net receipts, which are receipts of the Agency net of the printing costs, are subsequently allocated into three (3) specific funds (Figure 2).



Figure 1 PCSO Gross Receipts Composition



Figure 2 Allocation of Funds

The **Prize Fund**, which is 55% of the net receipts, is used to pay prizes, including those for owners and jockeys of running horses and sellers of winning tickets. The fund is a trust liability account. Unclaimed prizes or balances in the Prize Fund revert to and form part of the Charity Fund after one (1) year.

The **Charity Fund**, which is 30% of the PCSO net receipts, is a trust liability account used exclusively to finance and support health programs, medical assistance and services, and/or charities of national character.

The **Operating Fund** forms 15% of the revenue allocation and is used to support the PCSO's day-to-day operating/maintenance and capital expenditures. Unutilized Operating Fund at the end of the fiscal year becomes part of the Charity Fund.

III. PCSO 2020 Operational Accomplishments

A. Fund Generation Activities

PCSO generates funds through all its gaming activities such as Lotto, Small Town Lottery (STL), Keno, and Instant Sweepstakes (Traditional and Scratch It).

For the year 2020, PCSO generated a total of P18,631,434,266.41 from Lotto, Digit Games, Small Town Lottery, and Keno (see Table 1). The decline of the retail receipts is attributed to the suspension of the gaming operations due to Covid-19 pandemic.

Table 1 PCSO Retail Receipts, Comparative Analysis of C.Y 2019- 2020

| PCSO GAME | 2020 | 2019 |
|-------------------------|--------------------------|--------------------------|
| LOTTO& DIGIT GAMES | 11,943,951,300.00 | 21,358,729,500.00 |
| SMALL TOWN LOTTERY | 5,706,942,301.64 | 19,875,355,746.00 |
| KENO | 407,006,865.43 | 1,753,286,419.00 |
| INSTANT SWEEPSTAKES | 522,404,168. | 961,013,773.00 |
| PERYAHAN GAMES | 51,129,630.00 | 68,770,179.00 |
| TRADITIONAL SWEEPSTAKES | - | 11,250,000.00 |
| GRAND TOTAL | 18,631,434,266.41 | 44,028,405,617.00 |

Meanwhile, figure 3 shows the distribution of revenues generated from PCSO games. Lotto and Digit Games remains the biggest earner among all PCSO games with 64.12% of the total sales, followed by Small Town Lottery with 30.6%. Ranking third is the Instant Sweepstakes and Keno had 2.8% and 2.18% respectively with the peryahan at .27%

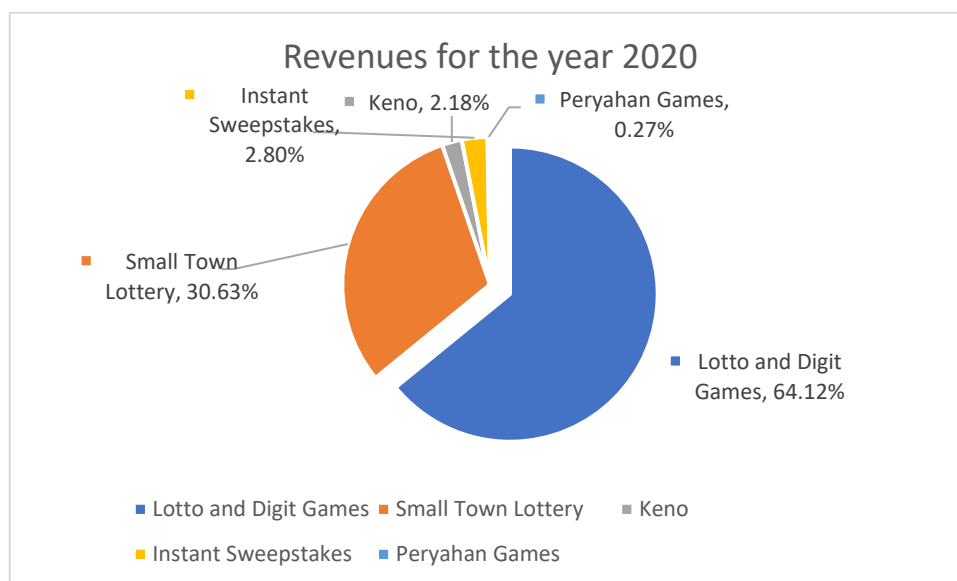


Figure 3 Distribution of PCSO Revenues for the year 2020

1. Lotto Games

Lotto, which is the top-earner among all PCSO games, generated P3,124,596,140 during the fourth quarter of 2020. As of December 31, PCSO already generated P6.817 billion from Lotto for the year 2020 (Table 2).

Table 2 Lotto Games, 1st to 4th quarters of 2020

| PCSO GAME | 1st Quarter | 2nd Quarter | 3rd Quarter | 4th Quarter | TOTAL |
|------------------|-------------------------|-------------|-------------------------|-------------------------|-------------------------|
| Lotto 6/42 | 392,667,440.00 | No Draw | 162,183,280.00 | 470,086,760.00 | 1,024,937,480.00 |
| Mega Lotto 6/45 | 471,193,700.00 | No Draw | 172,864,580.00 | 754,747,940.00 | 1,398,806,220.00 |
| Super Lotto 6/49 | 396,490,760.00 | No Draw | 211,818,240.00 | 971,655,380.00 | 1,579,964,380.00 |
| Grand Lotto 6/55 | 412,819,540.00 | No Draw | 258,196,280.00 | 444,724,860.00 | 1,115,740,680.00 |
| Ultra Lotto 6/58 | 947,607,440.00 | No Draw | 267,380,310.00 | 483,381,200.00 | 1,698,368,950.00 |
| Sub-Total | 2,620,778,880.00 | - | 1,072,442,690.00 | 3,124,596,140.00 | 6,817,817,710.00 |

Among all lotto variants, the Ultra Lotto 6/58 gained the highest revenues with 25%, followed by Super Lotto 6/49 with 23%. Mega Lotto 6/45 placed third at 21% of the total Lotto games revenues, while Lotto 6/55 and Grand Lotto 6/42 generated the least amount of revenues with 16% and 15% respectively of the total Lotto games generated (Figure 4).

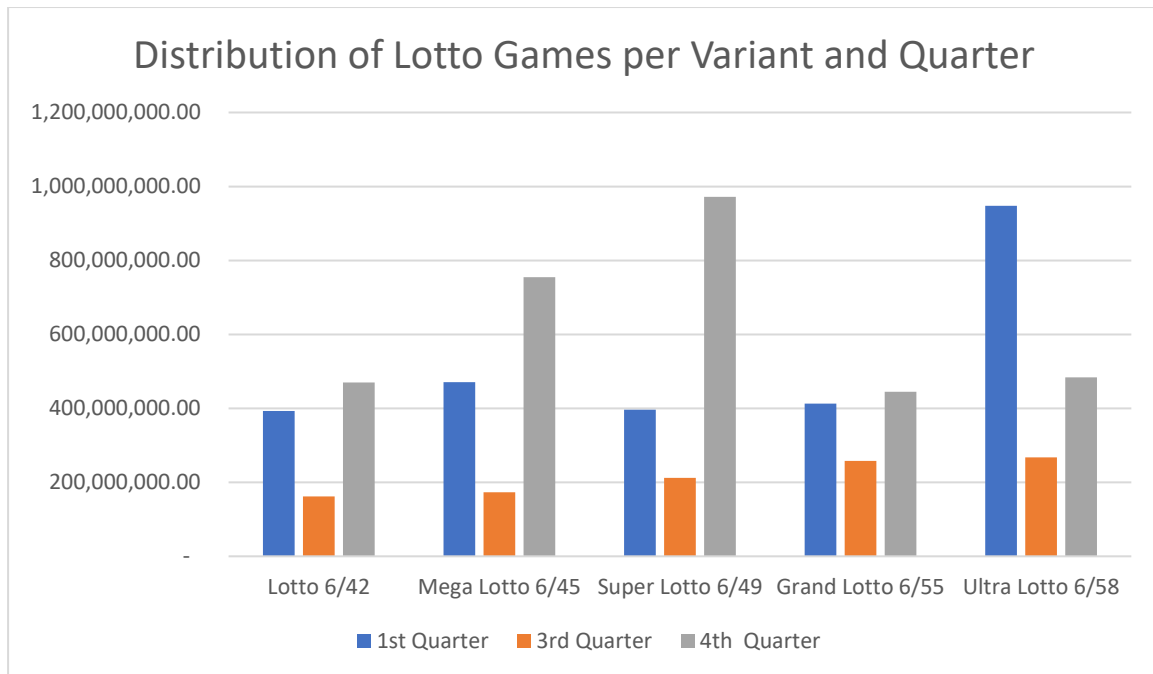


Figure 4 Distribution of Lotto Games per Variant and Quarter

2. Digit Games

For the fourth quarter of 2020, PCSO generated P2,084,619,850 from Digit games. As of December 31, 2020, Digit games gained P5.126 billion from Digit games (Table 3)

Table 3 Digit Games, 1st to 4th Quarters of 2020

| PCSO GAME | 1st Quarter | 2nd Quarter | 3rd Quarter | 4th Quarter | TOTAL |
|------------------|-------------------------|-------------|-----------------------|----------------------|-------------------------|
| 2D Lotto | 1,164,917,300.00 | No Draw | 336,575,370.00 | 1,112,996,310 | 2,614,488,980.00 |
| 3D Lotto | 1,061,462,140.00 | No Draw | 336,371,390.00 | 971,623,540 | 2,369,457,070.00 |
| 4D Lotto | 88,310,990.00 | No Draw | 145,400.00 | - | 88,456,390.00 |
| 6D Lotto | 53,185,360.00 | No Draw | 545,790.00 | - | 53,731,150.00 |
| Sub-Total | 2,367,875,790.00 | - | 673,637,950.00 | 2,084,619,850 | 5,126,133,590.00 |

Figure 5 shows the distribution of Digit games revenues for the 1st to 4th quarters of 2020. The 2D Lotto gained the highest amount of revenues with P2.614 billion, followed by 3D Lotto with P2.369 billion. Meanwhile, the 4D Lotto and 6D Lotto generated P88.456 million and P53.731 million respectively for this year (Figure 5).

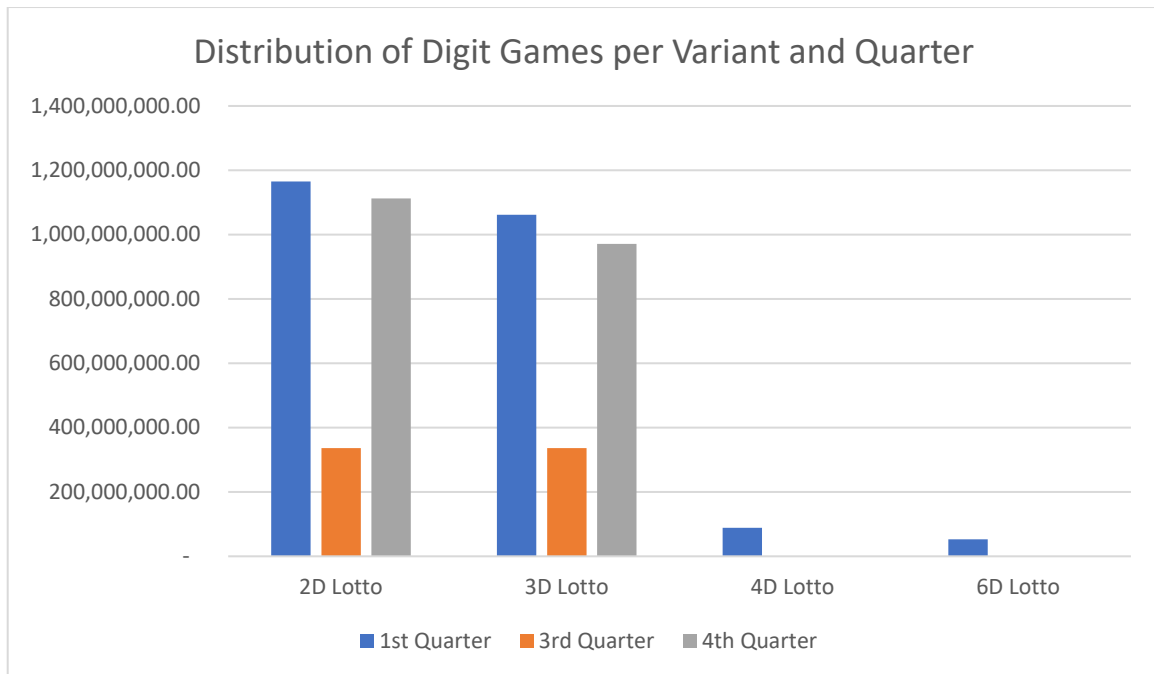


Figure 5 Distribution of Digit Games per Variant and Quarter

3. Small Town Lottery

For the year 2020, the STL generated a total of P5.706 billion. It could be noted that there were no draws for the 2nd Quarter due to the pandemic. Meanwhile, the rise in the STL sales from 3rd to 4th Quarter of 2020 may be attributed to the increase of STL AACs that have resumed operations following the suspension.

Table 4 STL Quarterly Revenues, 2020

| PCSO GAME | 1 st Quarter | 2 nd Quarter | 3 rd Quarter | 4 th Quarter | TOTAL |
|--------------------|-------------------------|-------------------------|-------------------------|-------------------------|-------------------------|
| SMALL TOWN LOTTERY | 3,804,803,658.64 | No Draw | 6,161,577.51 | 1,895,977,065.49 | 5,706,942,301.64 |

4. Keno

Keno posed a total of P407.006 million for the year 2020. Based on table 5, Keno decreased from 1st to 3rd quarter, but increased sales on the 4th quarter.

Table 5 Keno Quarterly Revenues, 2020

| PCSO GAME | 1 st Quarter | 2 nd Quarter | 3 rd Quarter | 4 th Quarter | TOTAL |
|-----------|-------------------------|-------------------------|-------------------------|-------------------------|-----------------------|
| KENO | 216,238,036.83 | No Draw | 49,961,124.22 | 140,807,704.38 | 407,006,865.43 |

5. Instant Sweepstakes

From January 1 to December 31, 2020, the Instant Sweepstakes generated P522.404 million (Table 6).

Table 6 Instant Sweepstakes Monthly Revenues, 4th Quarter, 2020

| PCSO GAME | 1 st Quarter | 2 nd Quarter | 3 rd Quarter | 4 th Quarter | TOTAL |
|---------------------|-------------------------|-------------------------|-------------------------|-------------------------|-----------------------|
| INSTANT SWEEPSTAKES | 210,765,000.00 | No Draw | 83,197,500.00 | 228,441,668.00 | 522,404,168.00 |

B. Jackpot Winners Produced

From all the gaming activities, PCSO produced twenty-one (21) lucky millionaires from its lotto games, in which the Agency allotted P8,552,462,424.49 as prize winnings (Table 7). Annex A shows the detailed monthly distribution of jackpot and non-jackpot winners from 1st to 4th Quarter of 2020.

Table 7 Jackpot Winners Produced, 1st to 4th Quarters of 2020

| | 1 st Quarter 2020 | 2 nd Quarter 2020 | 3 rd Quarter 2020 | 4 th Quarter 2020 | Total |
|-------------------------------|------------------------------|------------------------------|------------------------------|------------------------------|---------------|
| Number of Jackpot Winners | 8 | None | 5 | 8 | 21 |
| Total Jackpot Winnings (P) | 361,417,295.60 | None | 549,961,898.00 | 590,838,986.40 | 1,502,218,180 |
| Number of Non-Jackpot Winners | 2,986,290 | None | 1,067,772 | 3,438,065 | 7,663,382 |
| Total Non- Jackpot Winnings | 1,309,265,538 | None | 1,005,964,928 | 1,326,515,720 | 3,641,746,186 |

C. Fund Provision Activities

From January 1 to December 31, 2020, PCSO provided P 2.938 billion as health- and medical-related assistance to 778,438 individuals and 649 local government units (LGUs), and government hospitals.

PCSO provides funds through the Medical Assistance Program or MAP, Calamity Assistance Program, Employees Consultation and Management Program, Endowment Fund Program, Medical Assistance through Branch Offices, Medical Equipment Program, Medical Transport Vehicle Donation Program, Medicine Donation Program, and Out-patient Services. Table 8 shows the summary of performance of PCSO's charity programs and services for the reporting period.

Table 8. Comparative Analysis of PCSO Fund Provision Activities, C.Y 2020- 2019

| Charity Assistance Department (CAD) Programs | CY 2020 | | CY 2019 | |
|--|----------------------|------------------|----------------------|---------------|
| | No. of Beneficiaries | Amount | No. of Beneficiaries | Amount |
| Individual | | | | |
| Medical Assistance Program (MAP) | 250,850 | 1,814,477,523.92 | 517,696 | 5,959,771,104 |
| Calamity Assistance Program | 516,099 | 77,566,500.00 | | |
| Institutional | | | | |
| Endowment Fund Program | 12 Hospitals | 50,000,000.00 | 15 Hospitals | 33,000,000.00 |
| Institutional Partnership Program | 1 Institution | 2,190,000.00 | 9 Institutions | 7,428,900.00 |
| Medical Equipment Donation Program | 6 Hospitals | 70,035,222.84 | 4 Hospitals | 65,275,000.00 |
| Malasakit Centers with PCSO Desks | 25 hosp | - | - | - |

| | | | | |
|--|--|-------------------------|---|-------------------------|
| AFP/PNP Health Facilities Capability Building Project | - | - | 20 Hospitals | 203,946,975.00 |
| Milk Feeding Program | - | - | 1 LGU | 468,480.00 |
| Calamity Assistance Program | - | - | 311 LGUs | 158,065,000.00 |
| Calamity Assistance Program (COVID-19) | 82 Hospitals | 447,000,000.00 | - | - |
| Medical Transport Vehicle Donation Program | 294 LGUs/ MFs | 466,771,459.00 | 42 MFs** | 105,660,000.00 |
| I-Hope | - | - | 4 Provinces | 110,348,874.00 |
| Sub-total (Individual) | 766,949 | 2,928,040,705.76 | 517,696 | 6,643,964,333.00 |
| Sub-total (Institutional) | 420 | | 406 | |
| Medical Services Department (MSD) Programs | CY 2020 | | CY 2019 | |
| Individual and Institutional | No. of Beneficiaries | Amount | No. of Beneficiaries | Amount |
| Medicine Donation Program | 98 cities/municipalities | 3,853,273.00 | 169 cities/municipalities | 5,197,218.00 |
| Out-Patient Services | 3862 | 366,900.86 | 16,927 | 3,081,917.00 |
| Medical and Dental Mission Program | 1,060 | 166,979.00 | 12,748 | 1,145,223.00 |
| Employees Consultation and Management Services (including Retirees and Dependents) | 6,576 | 293,975.00 | 30,485 | 649,925.00 |
| Financial Assistance/Medical Assistance thru Branch Offices (MATBO) | 131 cities/municipalities | 6,010,000.00 | 90 cities/municipalities | 4,210,000.00 |
| <i>Sub-total</i> | 11,498 individuals and 229 cities/municipalities | 10,691,127.86 | 60160 individuals and 255 cities/municipalities | 14,284,283.00 |
| Grand Total (Individual) | 778,438 | 2,938,731,833.62 | 577,856 | 6,658,248,616.00 |
| Grand Total (Institutional) | 649 | | 665 | |

The succeeding sections detail the accomplishments of PCSO's fund provision activities through its programs and services.

1. Medical Access Program

The MAP (formerly the Individual Medical Assistance Program or IMAP) assists persons with health-related problems in partnership with government and private hospitals, health facilities, medicine retailers, and other partners. Services covered by the program are confinement, chemotherapy, dialysis (Hemo/PD/EPO), and medicines.

Patients availing of the MAP are typically serviced through PCSO offices and Malasakit Centers nationwide. In light of the COVID-19 pandemic, PCSO launched the online MAP application that allowed patients to apply for assistance in the safety of their homes.

For the year 2020, PCSO released P1.8 billion as MAP assistance to 250,850 individuals nationwide.

In addition to the MAP assistance, PCSO also aided 6,576 employees including their dependents, and retirees in which the Agency allocated P293,975 which is under the Employees

Consultation and Management. On the other hand, for the Out-Patient Services, PCSO assisted 3,862 patients in its out-patient services with P366,900.86.

Based on Figure 6 below, there are lesser female beneficiaries (72,689 or 36%) than males (128,344 or 64%) received assistance from the MAP for the year 2020.

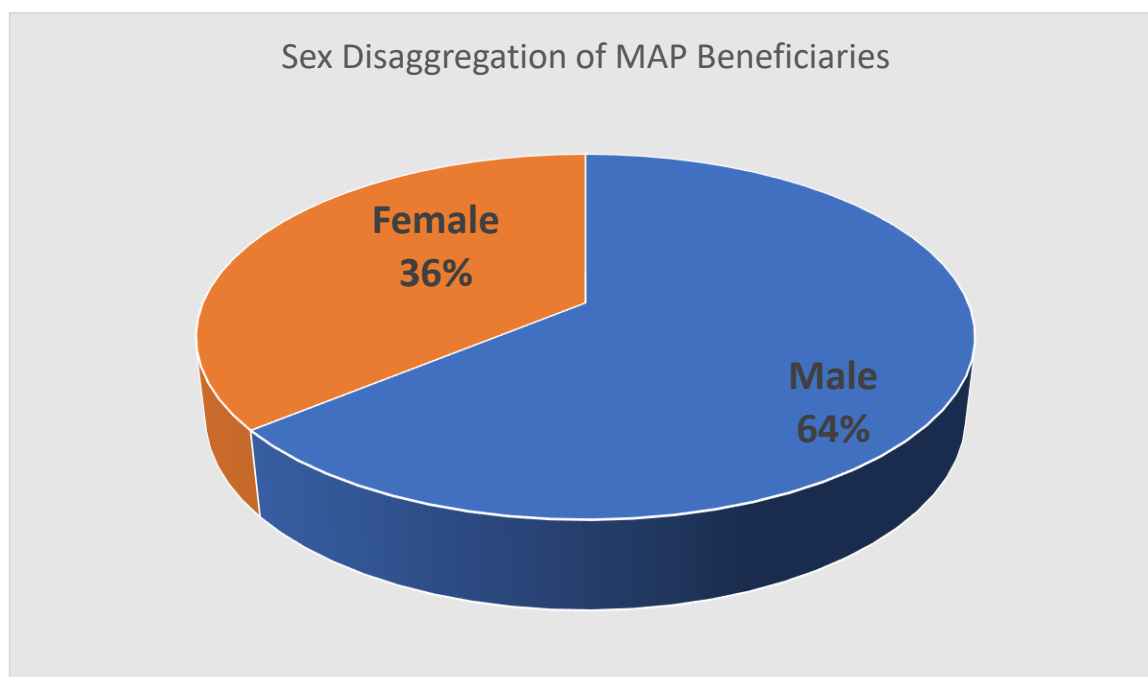


Figure 6 Sex Disaggregation of MAP beneficiaries 2020

In addition to the data mentioned, table 10 below shows the Summary of MAP assistance per nature of request and sex in the National Capital Region (NCR) and Branches. Dialysis (Epo) is the most requested assistance with 120,825 patients (48%), followed by confinement with 100,799 beneficiaries (40%). Ranking third is chemotherapy with 23,017 beneficiaries (9%). On the other hand, 5,063 individuals received assistance for other requests such as hemodialysis, Post- Transplant medicines, and Hemophilia.

Table 9 Summary of MAP assistance per Nature of Request and Sex in NCR and Branches, 2020

| NATURE OF REQUESTS | Number of Requests | | Amount of Assistance | | Total Request | Total Amount |
|--|--------------------|----------------|----------------------|-----------------------|----------------|-------------------------|
| | F | M | F | M | | |
| | Confinement | 48,671 | 52,128 | 400,173,524.18 | 445,769,586.60 | 100,799 |
| Dialysis | | | | | | |
| A. Hemodialysis/Peritoneal dialysis | 1,312 | 1,728 | 9,670,123.64 | 12,815,830.92 | 3,040 | 22,485,954.56 |
| B. Epo Medicine | 53,566 | 67,259 | 293,490,681.70 | 362,913,586.76 | 120,825 | 656,404,268.46 |
| Chemo drugs/therapy | 16,937 | 6,080 | 187,504,244.70 | 72,781,324.35 | 23,017 | 260,285,569.05 |
| Hemophilia medicines | 11 | 183 | 106,046.00 | 2,053,934.39 | 194 | 2,159,980.39 |
| Post -Transplant Medicine | 863 | 966 | 9,030,339.66 | 10,154,881.44 | 1,829 | 19,185,221.10 |
| TOTAL | 72689 | 128,344 | 899974959.88 | 906,489,144.46 | 249,704 | 1,406,464,104.34 |

3. Calamity Assistance Program

From January to December 2020, PCSO granted P524,405,500.00 as calamity assistance to various LGUs affected by disasters. (Annex B)

Based on Table 11, PCSO assisted 54 LGUs affected by Typhoon, Earthquake, Fire, Volcano Eruption, Whirlwind, and COVID 19 response. A total of 515,609 calamity-affected individuals, 438 families and 82 hospitals were reached by PCSO's support through this year. However, the breakdown by gender of this figure could not be ascertained as of reporting time.

Table 10 Summary of Calamity Assistance, 2020

| Type of Calamity | No. of Beneficiaries | Amount of Assistance (P) |
|---|--|--------------------------|
| Typhoon | 494,359 | 61,085,000 |
| Earthquake | 2,099 | 1,000,000 |
| Fire | 3072 and 1 barangay | 3,634,500 |
| Taal Volcano Eruption | 8238 | 6,319,000 |
| Taal Volcano Eruption converted to COVID-19 | 8221 | 5,418,000 |
| Whirlwind | 110 | 110,000 |
| Covid 19- (Hospitals) | 82 Hospitals | 447,000,000 |
| TOTAL | 516,099 individuals/ 1 barangay/ 82 Hospitals | 524,566,500.00 |

4. Endowment Fund Program and Institutional Partnership Program

PCSO also has an Endowment Fund Program that provides funding assistance to government hospitals and other health facilities to make medical services more accessible to Filipinos. For the year 2020, P57.190 million was released to thirteen (13) hospitals and one (1) institutional partner.

Table 11 Endowment Program and Institutional Partnership Program Assistance, 2020

| REGION | CITY/ MUNICIPALITY | HOSPITAL | AMOUNT OF ASSISTANCE |
|--------|---------------------|--|----------------------|
| NCR | Manila City | Sta. Ana Hospital | 3,000,000.00 |
| NCR | Quezon City | Victoriano Luna Medical Center, Armed Forces of the Philippines Health Service Command | 5,000,000.00 |
| I | Ilocos Norte, Batac | Mariano Marcos Memorial Hospital and Medical Center | 5,000,000.00 |
| NCR | Pasig City | Rizal Medical Center | 5,000,000.00 |
| NCR | Marikina City | Amang Rodriguez Memorial Medical Center | 5,000,000.00 |
| NCR | Manila City | Jose R. Reyes Memorial Medical Center | 5,000,000.00 |
| NCR | Mandaluyong City | National Center for Mental Health | 5,000,000.00 |
| BARMM | Cotabato City | Cotabato Regional and Medical Center | 5,000,000.00 |
| NCR | Muntinlupa City | Research Institute for Tropical Medicine | 5,000,000.00 |
| NCR | Quezon City | East Avenue Medical Center | 5,000,000.00 |
| I | Ilocos Norte, Batac | Mariano Marcos Memorial Hospital and Medical Center | 5,000,000.00 |

| | | | |
|--------------|--------------------------|---------------------------|----------------------|
| III | Nueva Ecija, Talavera | Talavera General Hospital | 1,000,000.00 |
| ARMM | Maguindanao | Parang District Hospital | 1,000,000.00 |
| TOTAL | | 13 Hospitals | 57,190,000.00 |

5. Medical Transport Vehicle Donation Program

For the year 2020, PCSO donated 294 ambulances or patient transport vehicles (PTVs) to 164 LGUs and 130 government organizations in 17 regions. The total donation amounted to P466.771 million (Annex B).

Region IV received the greatest amount donated by PCSO with P49,136,953.00 (Figure 8) and the most number of transport/ambulance donations at 31 units (Figure 9) for the reporting period.

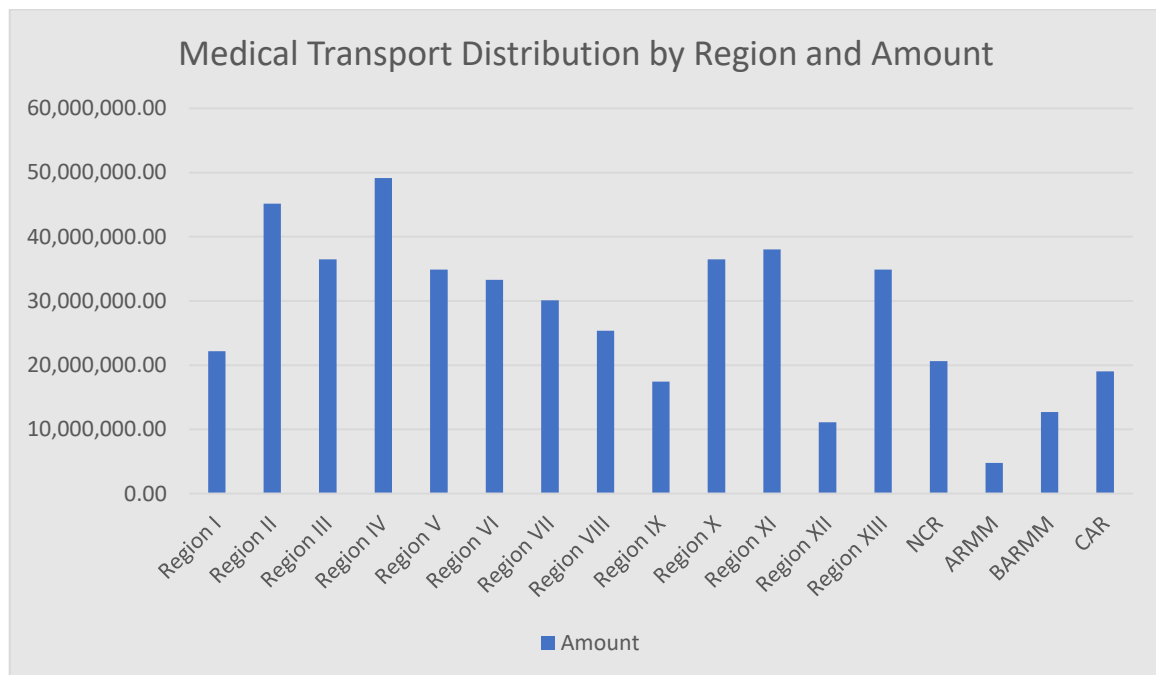


Figure 7 Medical Transport Vehicle Donation Program Distribution per Region and Amount, 2020

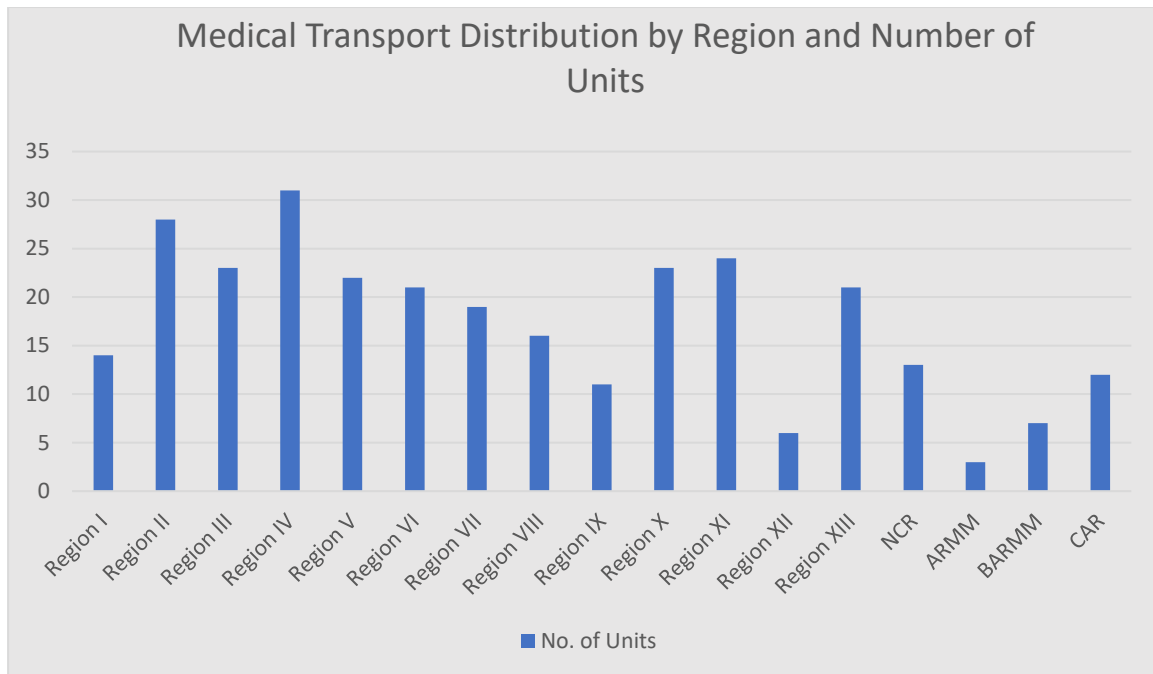


Figure 8 Medical Transport Vehicle Donation Program Distribution per Region and number of units, 2020

6. Medical Equipment Donation Program

For the year 2020, PCSO gave a total of P70.035 million to 6 Hospitals. Table 13 shows the recipients of the medical equipment donated by PCSO.

Table 13. Medical Equipment Donation Program, 2020

| Region | Province | City/ Municipality | Recipient | Amount of Assistance | Date Released |
|--------------|--------------------|--------------------|-------------------------------------|------------------------|--------------------|
| V | Camarines Norte | Daet | Camarines Norte Provincial Hospital | 22,265,050 | June 30, 2020 |
| XIII | Surigao Del Sur | Tandag | Bislig District Hospital | 18,792,000 | July 31, 2020 |
| V | Masbate | Masbate | Masbate Provincial Hospital | 23,623,100 | September 24, 2020 |
| III | Pampanga | Clark | Air Force City Hospital | 2,172,027.32 | October 7, 2020 |
| III | Pampanga | Clark | Basa Air Base Hospital | 1,438,688.20 | October 7, 2020 |
| NCR | Metro Manila | Pasay City | Air Force General Hospital | 1,744,357.32 | October 7, 2020 |
| TOTAL | 5 Provinces | 5 Cities | 6 Hospitals | P 70,035,222.84 | |

7. Medicine Donation Program

The Agency's Medicine Donation Program provides access to medicines and financial assistance for medicines.

Ninety- eight (98) cities/municipalities received PP3.853 million worth of medicines from PCSO during the fourth quarter of 2020. Table 13 summarizes the amounts of medicine donations per month with the corresponding number of recipients.

Refer to Annex C for complete list of recipients.

Table 12 Number of City/Municipality and Amount of Medicines Donated by quarter, 1 January to 31 December 2020

| Quarter | No. of City/Municipality | Amount of Assistance (P) |
|-------------------------|--------------------------|--------------------------|
| 1 st Quarter | 8 | 219,687.32 |
| 2 nd Quarter | 23 | 1,399,263.98 |
| 3 rd Quarter | 30 | 1,253,314.86 |
| 4 th Quarter | 37 | 981,006.35 |
| TOTAL | 98 | 3,853,272.51 |

PCSO also granted P6.01 Million to 131 cities and municipalities in line with its financial assistance/Medical Assistance thru Branch Offices (MATBO)(Table 14).

Table 13 Number of City/Municipality and Amount of Grants for MATBO

| Quarter | No. of City/Municipality | Amount of Assistance (P) |
|--------------|--------------------------|--------------------------|
| First | 6 | 50,000.00 |
| Second | 16 | 800,000.00 |
| Third | 5 | 300,000.00 |
| Fourth | 104 | 4,860,000.00 |
| Total | 131 | P6,010,000.00 |

D. Corporate Social Responsibility

1. CSR Activities

The thrust of PCSO's corporate social responsibility (CSR) initiatives for 2020 is to assist indigents, marginalized communities, and those suffering from distress or calamities by providing food packs, emergency kits, and hygiene kits. The second category of beneficiaries includes indigenous people and those ostracized due to biases.

For 2020, the PCSO reached at least 29,884 individuals through its CSR activities providing assistance in the amount of P21.73 million.

Table 14 CSR Activities for 2020

| Type of Calamity | No. of Beneficiaries | Type of Assistance | Amount of Assistance Granted |
|-----------------------|----------------------|--|------------------------------|
| Taal Volcano Eruption | 9,000 | Food packs, Hygiene Kits, Blankets | 2,459,500.00 |
| Typhoon | 10,854 | Family food/ relief packs | 9,792,876.00 |
| Fire | 2,575 | Family food/ relief packs | 2,367,535.00 |
| Earthquake | 2,305 | Family food/ relief packs | 2,305,000.00 |
| COVID-19 | 5,150 | Family food/ relief packs/ medical/ hospital/ dental equipment | 3,608,599.13 |
| Others | N/A | Eco bags | 1,200,000.00 |
| TOTAL | 29,884 | | P21,733,510.13 |

E. Compliance with Mandatory Contributions

1. Assistance to Government Institutions (Mandatory Contributions)

For the third quarter of 2020, PCSO did not disburse any mandatory contributions. However, for the whole year, the PCSO disbursed a total of P964.190 Million Pesos from January to December 31, 2020 (Table 16) of which 43.6% or P420.585 Million was allotted for PhilHealth (for Covid-19).

Table 16 Mandatory Contributions for CY 2020

| Period | 1 st Quarter 2020 | 2 nd Quarter 2020 | 3 rd Quarter 2020 | 4 th Quarter 2020 | Total |
|---------------------------------------|------------------------------|------------------------------|------------------------------|------------------------------|-----------------------|
| Mandatory Contributions Disbursed (P) | 610,825,527.54 | 263,920,438.43 | - | 89,444,575.67 | 964,190,541.64 |

2. LGU Lotto Shares

Based on the data from the Treasury Department, for the year 2020, PCSO released a total of P87.509 Million as lotto shares to various LGUs of which P 69.494 Million has been claimed. Annex E shows the list of recipient LGUs with their corresponding lotto shares.

3. Small Town Lottery (STL) Shares

The PNP, National Bureau of Investigation (NBI), and LGUs received a total of P55,382,670.78 as STL shares for 2020. Annex F shows the breakdown of STL shares per recipient.

III. Administrative Accomplishments

A. Livelihood Generation for Lotto and Keno Agents

Before the pandemic, there are 9,516 existing lotto and keno agents. However, in the end of year, the PCSO's gaming operations provided livelihood to a total of 7,055 agents. Of these, 6,161 were involved in Lotto, and 894 in Keno. The distribution of which can be observed in Table 17.

Table 15 Lotto and Keno outlets as of 31 December 2020

| PROVINCE | No. of Selling Agents | |
|-----------------------------------|-----------------------|------------|
| | LOTTO | KENO |
| National Capital Region | 1381 | 270 |
| Northern and Central Luzon | 1566 | 317 |
| Southern Tagalog and Bicol Region | 1081 | 192 |
| Visayas | 1233 | 98 |
| Mindanao | 900 | 17 |
| TOTAL | 6161 | 894 |

B. STL AACs

As of the end of 2020, there are fifty-nine (59) operational STL Authorized Agent Corporations (AACs) nationwide (Table 18). The number of operating AACs had decreased since only 59 compliant AACs were allowed to resume STL operations following the IATF Health & Safety Protocols and strict compliance with remittance guidelines duly approved by the Office of the President.

Table 16 STL Authorized Agent Corporations as of December 2020

| Number | Name of STL AAC | Area of Operation |
|--------|---|---|
| | NCR | |
| 1 | Chivalric Inc. | NCR Eastern District |
| | NCL | |
| 2 | First La Union Leisure Entertainment & Gaming Corporation | La Union |
| 3 | Lucky Pick Amusement & Development, Inc. | Province of Ilocos Norte |
| 4 | S Grande Corporation | Ilocos Sur |
| 5 | Fair Ways Management and Gaming Corporation (1) | Santiago City, Isabela |
| 6 | King's 810 Gaming Corporation | Nueva Vizcaya |
| 7 | Sahara Games and Amusement Philippines Corp. | Isabela Province Excluding Santiago City |
| 8 | CTG Prime Ventures Inc. | Province of Nueva Ecija |
| 9 | Diamond Gaming & Research Center Corporation | Bulacan |
| 10 | GIPC Gaming and Amusement Center | Zambales Excluding Olangapo City |
| 11 | Golden Matrix Gaming & Amusement Corp. | Olongapo City, Zambales |

| | | |
|----|---|--|
| 12 | Lake Tahoe Gaming & Amusement Corporation | Angeles City, Pampanga |
| 13 | Northtrails Resources Inc. | Tarlac |
| 14 | Suncove Corporation | Province of Pampanga Excluding Angeles City |
| 15 | Sunset Bay Research & Marketing Corporation | Bataan Province |
| 16 | D'oro Tigre Corporation | Abra |
| 17 | Mountain View Games of Chance Corporation (1) | Province of Apayao |
| 18 | Mountain View Games of Chance Corporation (2) | Province of Kalinga |
| 19 | Pines Estate and Gaming Corporation (1) | Baguio City |
| 20 | Pines Estate and Gaming Corporation (2) | Province of Benguet Excluding Baguio City |
| | STBR | |
| 21 | Batangas Enhanced Technology Systems, Inc. | Province of Batangas |
| 22 | Pirouette Corporation | Quezon Province |
| 23 | Ramloid Gaming Corporation | Province of Laguna including San Pablo City |
| 24 | Philprize Agent Amusement Corporation | Palawan |
| 25 | Pines Estate and Gaming Corporation (3) | Romblon |
| 26 | Evenchance Gaming Corporation | Camarines Sur |
| 27 | Oceania Sur Gaming Corporation | Province of Sorsogon |
| 28 | Stemmm Gaming Corporation | Camarines Norte |
| | VISAYAS | |
| 29 | Iloilo Small Town Lottery Gaming Corporation | Guimaras |
| 30 | Super Lucky Beagler, Inc. (1) | Negros Occidental excluding Bacolod City |
| 31 | Super Lucky Beagler, Inc. (2) | Bacolod City |
| 32 | First Golden Fortune Leisure, Inc. | Mandaue City |
| 33 | Four Aces Resources Mngt. Corporation | Negros Oriental |
| 34 | Lucky 7 Games and Amusement Corporation | Lapu-Lapu City |
| 35 | Redcarpet Gaming Corporation | Province of Siquijor |
| 36 | Saturn Gaming N' Amusement Corporation (1) | Cebu Province excluding Metro Cebu |
| 37 | Berich Online Gaming and Amusement Inc. | Western Samar |
| 38 | Saturn Gaming N' Amusement Corporation (2) | Southern Leyte |
| 39 | System Development and Ventures Corporation | Eastern Samar |
| | MINDANAO | |
| 40 | Fairways Management And Gaming Corporation (3) | Zamboanga Del Norte |
| 41 | Diamond Millennium Corporation (1) | Cagayan De Oro City |
| 42 | Diamond Millennium Corporation (2) | Misamis Oriental excluding Cagayan de Oro City |
| 43 | STL Donel Philippines Corporation | Misamis Occidental |
| 44 | Trento Gaming and Leisure Corporation (2) | Bukidnon |
| 45 | Beato Gioco Lottery inc | Davao Del Norte |
| 46 | Oro Swerte Gaming & Leisure Corporation | Compostela Valley |
| 47 | Provident Marketing And Mobile Enterprises Inc. (3) | Province of Davao Del Sur Excluding Davao |

| | | City |
|----|---|---------------------|
| 48 | Provident Marketing And Mobile Enterprises Inc. (4) | Davao Oriental |
| 49 | JGM Gaming and Leisure Corporation (2) | Saranggani |
| 50 | JY Archers Games and Entertainment Corp. | South Cotabato |
| 51 | Miracle Pick Gaming Corporation | North Cotabato |
| 52 | Trento Gaming and Leisure Corporation (1) | General Santos City |
| 53 | JGM Gaming and Leisure Corporation (1) | Surigao Del Norte |
| 54 | Mindanao ABCD Corporation | Dinagat Islands |
| 55 | Ouano Gaming And Leisure Corporation | Agusan Del Sur |
| 56 | Provident Marketing And Mobile Enterprises Inc. (1) | Agusan Del Norte |
| 57 | Sweeteva Online Gaming and Amusement Corporation | Surigao Del Sur |
| 58 | Provident Marketing And Mobile Enterprises Inc. (2) | Cotabato City |
| 59 | Zian Gaming Recreation Inc. | Basilan |

The STL AACs provided jobs for 319,888 sales representatives or *cobrades* and 19,267 sales supervisors or *caboes*.(Table 19).

Table 17 STL Job Generation for CY 2020

| AREA | Number of Organic STL Employees | | SALES REPRESENTATIVE (COBRADORES) | | SALES SUPERVISOR (CABOES) | |
|--------------|---------------------------------|---------------|-----------------------------------|----------------|---------------------------|---------------|
| | 2020 | 2019 | 2020 | 2019 | 2020 | 2019 |
| MIN | 696 | 669 | 8,834 | 11,543 | 2,184 | 2,056 |
| NCL | 4,768 | 8,036 | 84,032 | 119,947 | 6,738 | 10,297 |
| NCR | 101 | 151 | 250 | 3,605 | 50 | 256 |
| STBR | 2,034 | 2,258 | 73,334 | 81,849 | 5,396 | 5,647 |
| VIS | 4,008 | 13,727 | 153,438 | 461,949 | 4,899 | 16,219 |
| TOTAL | 11,607 | 24,841 | 319,888 | 678,893 | 19,267 | 34,475 |

C. Learning and Growth

1. Hiring for Open Plantilla Positions and Promotions

For 2020, PCSO hired seven (7) employees in the Head office (Table 20).

Table 18PCSO Hiring and Promotion by Location

| Positions Hired/Promoted | Head Office | Branch Offices | Total |
|-------------------------------|-------------|----------------|----------|
| 3 rd Quarter Hired | 6 | 0 | 6 |
| Promoted | 0 | 0 | 0 |
| 4 th Quarter Hired | 1 | 0 | 1 |
| Promoted | 0 | 0 | 0 |
| Total Hired | 7 | 0 | 7 |
| Total Promoted | 0 | 0 | 0 |
| Total | 7 | 0 | 7 |

2. Training, Seminar, Workshop, and Forum Conducted

During the third quarter of 2020, PCSO conducted the “Webinar Workshop on the Preparation of the Annual Procurement Plan (APP) and Project Procurement Management Plan (PPMP)” from August 21 and 24 to 27, 2020. The activity was attended by a total of 241 employees, where 98 are males and 143 are females.

Meanwhile for the fourth quarter, there were 188 employees (65 males and 123 females) who attended workshops such as Improving work accuracy and quality, Positive personality, work attitude and values enhancement program and Train the trainer.

3. Automation of Application for Medical Assistance in NCR

To ensure its clients' safety, PCSO launched an online application for medical assistance for patients in the NCR. The application can be accessed via the official PCSO website (www.pcsso.gov.ph).

The Agency also provided hotline numbers to assist clients in the online application process. The hotline numbers are as follows:

| | |
|-------|--------------------------|
| Globe | 09178807150/ 09273139380 |
| Smart | 09190688369/ 09490310843 |

D. PCSO Response to COVID-19

1. PCSO RRAP

National Budget Circular No. 580 issued by DBM prescribes government economy measures due to the ongoing health emergency.

Cognizant of the need to calibrate the Agency's strategies and programs, PCSO developed and began implementing after BOD approval on 11 June 2020 the Priority Recovery and Rehabilitation Action Plan (PRRAP) that has the following objectives:

- a) The responsible and safe conduct of PCSO's gaming operations;
- b) The unhampered implementation of charity programs; and
- c) The management of health risks to PCSO employees and their families, gaming partners, and the gaming public and the general public.

In pursuit of the objectives, the PRRAP has four (4) priorities:

- a) Establishment and implementation of health and safety standards and practices within the PCSO and in the conduct of games that are compliant with RA 11569 or the Bayanihan We Heal as One Act and other related laws, guidelines, and protocols in ensuring the health and safety standards in PCSO workplace by departments, gaming facilities and in all retail gaming/outlets in the country;
- b) Effective and responsive operational services;
- c) Generation of revenue through gaming operations that are compliant with laws, rules, and regulations of the national government, its agencies, and local government units; and
- d) Implementation of charity programs that are strategic and responsive to the current context.

2. Health and Safety Protocols for PCSO

Through the Administrative Sector and Charity Sector, PCSO established health and safety protocols for its stakeholders, mainly its clients and employees. Memorandum Order No. 05-OGM-180 signed by the PCSO Vice-Chairperson and General Manager established PCSO support mechanisms and measures to prevent the spread of COVID-19.

The mechanisms and measures include the following:

- a) Implementation of alternative work arrangements (AWA);
- b) Conduct of disinfection or decontamination activities of all PCSO's buildings, facilities, and service vehicles;
- c) Conduct of health status survey for PCSO officials and employees before reporting to work;
- d) Limiting the occupancy of shuttle buses to at most 50% of the maximum capacity; and
- e) Mandatory temperature scanning before entering PCSO premises

For the third quarter of 2020, PCSO has been maintaining the mentioned mechanisms and protocols for the safety of its stakeholder such as its gaming public, charity patients, and employees. Through its Medical Services Department, PCSO has been monitoring COVID-19 cases of its employees.

3. Health and Safety Protocols for Games

PCSO's Gaming, Product Development, and Marketing Sector (GPDMS) developed health and safety protocols for Lotto, Digit, and Keno games and STL to prevent and minimize the exposure to COVID-19 of PCSO's stakeholders—employees, gaming partners, and the public.

Measures were instituted to reduce person-to-person transmission in Lotto, Digit, Keno, and STL outlets:

- a) 1-meter physical distancing;
- b) Use of money trays;
- c) Provision of alcohol or alcohol-based sanitizers; and
- d) Cleaning and disinfecting of frequently touched surfaces and objects in the outlets.

For the gaming public, all bettors have to comply with the mandatory wearing of face masks and use of own pens to place their bets on the bet slips. Figure 19 are visual examples of the health and safety protocols for games developed and enforced by PCSO and partners.

Moreover, health and safety protocols were also put in place in the conduct of lottery draws at the PCSO Draw Court of the PCSO Head Office in Mandaluyong City.

4. Other Responses to COVID-19

As part of its Covid response, the PCSO allotted P1.6 billion as assistance, this figure is on top of the P2.2 Billion early release of PCSO's Dividend payment to the Department of Finance.

| | |
|--|-----------------|
| Executive Order 108 (2020) Covid-19 Fund | P420,585,000.00 |
| Financial assistance to 82 government hospitals nationwide | P447,000,000.00 |

| | |
|---|--------------------------|
| Financial assistance to 6,241 lotto and keno agents | P18,700,000.00 |
| Continuous provision of medical assistance to 91,700 indigent Filipinos under the Medical Access Program (MAP) from April to August | P738,497,000.00 |
| TOTAL | P1,624,197,000.00 |
| Early release of PCSO's Dividend to DOF | P2,200,000,000.00 |

PCSO's other initiatives in response to the COVID-19 pandemic include the following:

- Turned over 198 units of Patient Transport Vehicle to various LGUs and government hospitals
- Donated medicines
- Distributed food packs, face masks, gloves and disinfecting solutions
- Provided 1 PCSO shuttle bus to transport frontliners within Metro Manila
- Provided 1 PCSO ambulance unit to the World Trade Quarantine area; and
- Volunteered PCSO personnel to the swabbing centers

IV. Contributions to Nation-Building

A. Tax Remittances

PCSO further contributes to nation-building by diligently paying its taxes to the Bureau of Internal Revenue (BIR).

The Agency paid P5.4 billion as taxes for 2020, detailed in Table 19.

Table 19 PCSO Taxes Paid to BIR, 1 January 2020 to 31 December 2020

| Type of Tax or Payment | Amount Paid (P) |
|---|-------------------------|
| Final Income Tax – 5% Prize Fund Tax | 502,117,152.61 |
| Final Income Tax – 20% winnings | 389,323,643.49 |
| Creditable Income Taxes Withheld (Expanded) | 285,778,879.35 |
| Value Added Tax and Other Percentage Withheld | 158,190,443.09 |
| Documentary Stamp Tax | 3,726,286,847.02 |
| Taxes Withheld on Compensation | 73,443,704.77 |
| CORPORATE INCOME TAX | 306,293,507.75 |
| Total | 5,441,434,178.08 |

V. Customer Feedback Mechanisms

To be accessible and responsive to its clientele, PCSO harnesses various means of generating and acting on external feedback, namely: online feedback, "Ipaalam kay GM," hotlines for charity assistance and Lotto/Keno/STL concerns, and the official PCSO social media accounts. The Agency is also plugged into the 8888 hotline system of the Office of the President.

Feedback includes inquiries, complaints, suggestions, or commendations made to PCSO.

A. Online Feedback

For the online feedback on the PCSO website, PCSO received 2,863 feedbacks for the year 2020, in which PCSO replied/referred 2,863.

B. Ipaalam Kay GM

Two (2) telecommunication lines were created to fast track concerns addressed to the chief executive officer of the Agency via the "Ipaalam kay GM".

For 2020, PCSO received a total of 3,157 calls/messages thru text, call, or Facebook. The table below reflects the summary of the feedback mechanism.

Table 20 Summary of Feedback through Ipaalam kay GM, CY 2020

| | No. of calls/messages received | | | No. of calls/messages answered | | |
|-------------|--------------------------------|------|----------|--------------------------------|------|----------|
| | Text | Call | Facebook | Text | Call | Facebook |
| 2nd quarter | 169 | 0 | 279 | 169 | 0 | 279 |
| 3rd quarter | 572 | 262 | 863 | 572 | 262 | 863 |
| 4th quarter | 453 | 303 | 256 | 453 | 303 | 256 |
| Grand Total | 3157 | | | 3157 | | |

C. Hotlines for Charity Assistance and Lotto / Keno / STL Concerns

At the height of the community quarantines, hotlines were also established to accommodate and respond to concerns related to charity assistance and gaming activities.

D. PCSO Social Media Accounts

The official social media accounts of PCSO are also portals for interacting with the clients of the Agency.

E. 8888 Hotline

PCSO received 1888 concerns/complaints via the 8888 Hotline within the 2020 reporting period of which 1884 (99.79%) were resolved. PCSO also received one commendation from the hotline

Table 4 Summary of 8888 hotline for 2020

| Month | Number of tickets received | Number of tickets closed | Percentage of closed tickets | Number of Commendations |
|----------|----------------------------|--------------------------|------------------------------|-------------------------|
| January | 33 | 33 | 100% | |
| February | 54 | 54 | 100% | |
| March | 75 | 75 | 100% | |

| | | | | |
|--------------|-------------|-------------|---------------|----------|
| April | 31 | 31 | 100% | |
| May | 44 | 44 | 100% | |
| June | 82 | 82 | 100% | 1 |
| July | 127 | 126 | 99% | |
| August | 96 | 94 | 98% | |
| September | 393 | 393 | 100% | |
| October | 324 | 324 | 100% | |
| November | 371 | 371 | 100% | |
| December | 258 | 257 | 100% | |
| Total | 1888 | 1884 | 99.79% | 1 |

Annex A Calamity Assistance Program Recipients

| Region | Province | City/ Municipality | Hospitals | Amount of Assistance | | | | | | No. of Beneficiaries | |
|--------|----------|---------------------------|-----------|----------------------|------|------------|--|-----------------------------|----------------------|-------------------------|-----------|
| | | | | Typhoon | Fire | Earthquake | Taal Volcano Eruption Converted to COVID-19 | Taal Volcano Eruption | Covid 19 Pandemic | | Whirlwind |
| CAR | APAYAO | CALANASAN, APAYAO | | 100,000.00 | | | | | | | 16 |
| CAR | APAYAO | CONNER, APAYAO | | 100,000.00 | | | | | | | 55 |
| CAR | APAYAO | FLORA, APAYAO | | 100,000.00 | | | | | | | 444 |
| CAR | APAYAO | LUNA, APAYAO | | 100,000.00 | | | | | | | 289 |
| CAR | APAYAO | SANTA MARCELA, APAYAO | | 100,000.00 | | | | | | | 21 |
| 2 | CAGAYAN | GATTARAN, CAGAYAN | | 100,000.00 | | | | | | | 284 |
| 2 | ISABELA | ALICIA, ISABELA | | 100,000.00 | | | | | | | 344 |
| 2 | ISABELA | AURORA, ISABELA | | 100,000.00 | | | | | | | 604 |
| 2 | ISABELA | BENITOSOLIVEN, ISABELA | | 100,000.00 | | | | | | | 497 |

| | | | | | | | | | | | |
|---|---------|--------------------------------|--|------------|--|--|--|--|--|--|-------|
| 2 | ISABELA | CABAGAN, ISABELA | | 500,000.00 | | | | | | | 2,691 |
| 2 | ISABELA | CABATUAN, ISABELA | | 500,000.00 | | | | | | | 1,540 |
| 2 | ISABELA | CITY OF CAUAYAN, ISABELA | | 100,000.00 | | | | | | | 415 |
| 2 | ISABELA | DELFIN ALBANO, ISABELA | | 500,000.00 | | | | | | | 1,717 |
| 2 | ISABELA | ILAGAN, ISABELA | | 500,000.00 | | | | | | | 1,055 |
| 2 | ISABELA | LUNA, ISABELA | | 100,000.00 | | | | | | | 27 |
| 2 | ISABELA | QUIRINO, ISABELA | | 100,000.00 | | | | | | | 96 |
| 2 | ISABELA | ROXAS, ISABELA | | 100,000.00 | | | | | | | 933 |
| 2 | ISABELA | SAN ISIDRO, ISABELA | | 100,000.00 | | | | | | | 40 |
| 2 | ISABELA | SAN MARIANO, ISABELA | | 100,000.00 | | | | | | | 510 |
| 2 | ISABELA | SAN PABLO, ISABELA | | 500,000.00 | | | | | | | 1,548 |
| 2 | ISABELA | SANTA MARIA, ISABELA | | 500,000.00 | | | | | | | 1,284 |
| 2 | ISABELA | SANTO TOMAS, ISABELA | | 100,000.00 | | | | | | | 242 |
| 2 | ISABELA | TUMAUINI, ISABELA | | 500,000.00 | | | | | | | 4,584 |

| | | | | | | | | | | | |
|-----|----------------|----------------------------------|--|--------------|--|--|--|--|--|--|---------|
| 3 | AURORA | PROVINCE OF AURORA | | 500,000.00 | | | | | | | 1,487 |
| 3 | BATAAN | PROVINCE OF BATAAN | | 100,000.00 | | | | | | | 699 |
| 3 | BULACAN | PROVINCE OF BULACAN | | 100,000.00 | | | | | | | 69 |
| 4-A | CAVITE | PROVINCE OF CAVITE | | 500,000.00 | | | | | | | 2,213 |
| 5 | ALBAY | MUNICIPALITY OF DARAGA, ALBAY | | 1,000,000.00 | | | | | | | 7208 |
| 5 | ALBAY | MUNICIPALITY OF MALILIPOT, ALBAY | | 500,000.00 | | | | | | | 1784 |
| 5 | ALBAY | MUNICIPALITY OF RAPU-RAPU, ALBAY | | 100,000.00 | | | | | | | 418 |
| 6 | CAPIZ | | | 1,000,000.00 | | | | | | | 139,876 |
| 6 | CAPIZ | | | 2,000,000.00 | | | | | | | 71,858 |
| 6 | ILOILO | PROVINCE OF ILOILO | | 2,000,000.00 | | | | | | | 67,844 |
| 8 | NORTHERN SAMAR | PROVINCE OF NORTHERN SAMAR | | 5,000,000.00 | | | | | | | 47781 |
| 8 | EASTERN SAMAR | PROVINCE OF EASTERN SAMAR | | 1,000,000.00 | | | | | | | 8,550 |
| 8 | EASTERN SAMAR | PROVINCE OF EASTERN SAMAR | | 2,000,000.00 | | | | | | | 46,971 |
| 4-A | QUEZON | PROVINCE OF QUEZON | | 1,500,000.00 | | | | | | | 10,748 |

| | | | | | | | | | | | |
|---|---------------|-------------------|--|------------|--|--|--|--|--|--|-----|
| 2 | CAGAYAN | BUGUEY | | 221,000.00 | | | | | | | 221 |
| 2 | NUEVA VIZCAYA | ALFONSO CASTANEDA | | 42,000.00 | | | | | | | 42 |
| 2 | NUEVA VIZCAYA | AMBAGUIO | | 40,000.00 | | | | | | | 40 |
| 2 | NUEVA VIZCAYA | ARITAO | | 51,000.00 | | | | | | | 51 |
| 2 | NUEVA VIZCAYA | BAGABAG | | 20,000.00 | | | | | | | 20 |
| 2 | NUEVA VIZCAYA | BAMBANG | | 70,000.00 | | | | | | | 70 |
| 2 | NUEVA VIZCAYA | BAYOMBONG | | 19,000.00 | | | | | | | 19 |
| 2 | NUEVA VIZCAYA | DIADI | | 32,000.00 | | | | | | | 32 |
| 2 | NUEVA VIZCAYA | DUPAX DEL NORTE | | 20,000.00 | | | | | | | 20 |
| 2 | NUEVA VIZCAYA | DUPAX DEL SUR | | 53,000.00 | | | | | | | 53 |
| 2 | NUEVA VIZCAYA | KASIBU | | 26,000.00 | | | | | | | 26 |
| 2 | NUEVA VIZCAYA | KAYAPA | | 22,000.00 | | | | | | | 22 |
| 2 | NUEVA VIZCAYA | QUEZON | | 38,000.00 | | | | | | | 38 |
| 2 | NUEVA VIZCAYA | STA FE | | 23,000.00 | | | | | | | 23 |

| | | | | | | | | | | | |
|---|------------------|------------|--|--------------|--|--|--|--|--|--|--------|
| 2 | NUEVA VIZCAYA | SOLANO | | 7,000.00 | | | | | | | 7 |
| 2 | NUEVA VIZCAYA | VILLAVERDE | | 6,000.00 | | | | | | | 6 |
| 4 | ORIENTAL MINDORO | POLA | | 1,372,000.00 | | | | | | | 1,372 |
| 4 | ORIENTAL MINDORO | NAUJAN | | 1,530,000.00 | | | | | | | 1,530 |
| 5 | CATANDUANES | GIGMOTO | | 302,000.00 | | | | | | | 302 |
| 5 | CATANDUANES | SAN MIGUEL | | 2,000,000.00 | | | | | | | 2,505 |
| 5 | CATANDUANES | PANGANIBAN | | 293,000.00 | | | | | | | 293 |
| 5 | CATANDUANES | VIGA | | 469,000.00 | | | | | | | 469 |
| 5 | CATANDUANES | VIRAC | | 2,000,000.00 | | | | | | | 5,855 |
| 5 | CATANDUANES | SAN ANDRES | | 2,000,000.00 | | | | | | | 3,337 |
| 5 | ALBAY | BACACAY | | 1,826,000.00 | | | | | | | 1,826 |
| 5 | ALBAY | DARAGA | | 2,000,000.00 | | | | | | | 5,065 |
| 5 | ALBAY | GUINOBATAN | | 2,000,000.00 | | | | | | | 2,653 |
| 5 | ALBAY | MALINAO | | 2,000,000.00 | | | | | | | 13,675 |

| | | | | | | | | | | | |
|-----|-----------------|--------------------|--|--------------|--|--|--|--|--|--|-------|
| 5 | ALBAY | TABACO CITY | | 1,384,000.00 | | | | | | | 1,384 |
| 5 | ALBAY | LIBON | | 675,000.00 | | | | | | | 675 |
| 5 | ALBAY | POLANGUI | | 769,000.00 | | | | | | | 769 |
| 5 | ALBAY | CAMALIG | | 2,000,000.00 | | | | | | | 7,130 |
| 5 | MASBATE | CAWAYAN | | 107,000.00 | | | | | | | 107 |
| 5 | MASBATE | ESPERANZA | | 315,000.00 | | | | | | | 315 |
| 5 | MASBATE | MILAGROS | | 76,000.00 | | | | | | | 76 |
| 5 | SORSOGON | DONSOL | | 1,763,000.00 | | | | | | | 1,763 |
| 5 | SORSOGON | SANTA MAGDALENA | | 394,000.00 | | | | | | | 394 |
| 5 | SORSOGON | MAGALLANES | | 592,000.00 | | | | | | | 592 |
| 5 | SORSOGON | PILAR | | 2,000,000.00 | | | | | | | 3,518 |
| 5 | SORSOGON | SORSOGON CITY | | 2,000,000.00 | | | | | | | 3,194 |
| NCR | METRO MANILA | CALOOCAN | | 94,000.00 | | | | | | | 94 |
| NCR | METRO MANILA | MALABON | | 186,000.00 | | | | | | | 186 |

| | | | | | | | | | | | |
|-----|--------------|---|--|--------------|------------|--|--|--|--|--|-------|
| NCR | METRO MANILA | MANILA | | 1,125,000.00 | | | | | | | 1,125 |
| NCR | METRO MANILA | MARIKINA | | 1,517,000.00 | | | | | | | 1,517 |
| NCR | METRO MANILA | MUNTINLUPA | | 1,248,000.00 | | | | | | | 1,248 |
| NCR | METRO MANILA | NAVOTAS | | 770,000.00 | | | | | | | 770 |
| NCR | METRO MANILA | PARANAQUE | | 150,000.00 | | | | | | | 150 |
| NCR | METRO MANILA | PASAY | | 72,000.00 | | | | | | | 72 |
| NCR | METRO MANILA | PASIG | | 817,000.00 | | | | | | | 817 |
| NCR | METRO MANILA | TAGUIG | | 489,000.00 | | | | | | | 489 |
| NCR | METRO MANILA | QUEZON CITY | | 909,000.00 | | | | | | | 909 |
| NCR | METRO MANILA | SAN JUAN | | 111,000.00 | | | | | | | 111 |
| NCR | METRO MANILA | VALENZUELA | | 640,000.00 | | | | | | | 640 |
| NCR | METRO MANILA | Sampaloc | | | 161,000.00 | | | | | | |
| NCR | | BRGY. GENERAL T. DE LEON, VALENZUELA CITY | | | 139,500.00 | | | | | | 93 |
| NCR | | CHUA COMPOUND, BRGY. PULANG LUPA UNO, LAS | | | 211,500.00 | | | | | | 141 |

| | | | | | | | | | | | |
|-----|--------------------|---|--|--|--------------|--------------|--------------|--|--|--|-------|
| | | PIÑAS CITY | | | | | | | | | |
| NCR | | BARANGAY SAN MARTIN DE PORRES, QC | | | 39,000.00 | | | | | | 26 |
| NCR | | 35 GENOVEVA ST. BRGY. GULOD NOVALICHES, QC | | | 40,500.00 | | | | | | 27 |
| 10 | MISAMIS OCCIDENTAL | BRGY. TINAGO, OZAMIZ CITY, MISAMIS OCCIDENTAL | | | 52,500.00 | | | | | | 35 |
| NCR | | BARANGAY 105 ZONE 8 MAGINOO STREET DISTRICT 1 TONDO, MANILA | | | 527,500.00 | | | | | | 1055 |
| NCR | | BRGY. ADDITION HILLS BLOCK 39-40 MANDALUYONG CITY | | | 1,972,500.00 | | | | | | 1315 |
| 7 | Negros Oriental | Dumaguete | | | 325,500.00 | | | | | | 215 |
| NCR | Metro Manila | Las Pinas | | | 165,000.00 | | | | | | 165 |
| 12 | NORTH COTABATO | M'LANG NORTH COTABATO | | | | 1,000,000.00 | | | | | 2,099 |
| 4-A | BATANGAS | MUNICIPALITY OF BAUAN | | | | | 2,000,000.00 | | | | 3,738 |
| 4-A | BATANGAS | MUNICIPALITY OF SAN PASCUAL | | | | | 1,418,000.00 | | | | 1,418 |

| | | | | | | | | | | | |
|-----|--------------|---------------------------------|---------------------------------------|--|--|--|--------------|--------------|---------------|--|-------|
| 4-A | BATANGAS | MUNICIPALITY OF SAN LUIS | | | | | 2,000,000.00 | | | | 3,065 |
| 4-A | BATANGAS | CITY OF LIPA | | | | | | 2,000,000.00 | | | 2,177 |
| 4-A | BATANGAS | MUNICIPALITY OF ALITAGTAG | | | | | | 494,000.00 | | | 494 |
| 4-A | BATANGAS | MUNICIPALITY OF CUENCA | | | | | | 113,000.00 | | | 113 |
| 4-A | BATANGAS | MUNICIPALITY OF MALVAR | | | | | | 816,000.00 | | | 816 |
| 4-A | BATANGAS | MUNICIPALITY OF MATAAS NA KAHUY | | | | | | 446,000.00 | | | 446 |
| 4-A | BATANGAS | MUNICIPALITY OF TANAUAN | | | | | | 2,000,000.00 | | | 3,742 |
| 4-A | BATANGAS | MUNICIPALITY OF LAUREL | | | | | | 251,000.00 | | | 251 |
| 4-A | BATANGAS | MUNICIPALITY OF STA. TERESITA | | | | | | 199,000.00 | | | 199 |
| NCR | Metro Manila | Manila | 1. Philippine General Hospital | | | | | | 50,000,000.00 | | |
| NCR | Metro Manila | Manila | 2. San Lazaro Hospital | | | | | | 10,000,000.00 | | |
| NCR | Metro Manila | Manila | 3. Dr. Jose Fabella Memorial Hospital | | | | | | 2,500,000.00 | | |
| NCR | Metro Manila | Quezon City | 4. East Avenue Medical | | | | | | 10,000,000.00 | | |

| | | | | | | | | | | | |
|-----|--------------|---------------|---|--|--|--|--|--|---------------|--|--|
| | | | Center | | | | | | | | |
| NCR | Metro Manila | Quezon City | 5. Lung Center of the Philippines | | | | | | 35,000,000.00 | | |
| NCR | Metro Manila | Quezon City | 6. Victoriano Luna Medical Center | | | | | | 10,000,000.00 | | |
| NCR | Metro Manila | Caloocan City | 7. Dr. Jose N. Rodriguez Memorial Hospital | | | | | | 15,000,000.00 | | |
| NCR | Metro Manila | Las Pinas | 8. Las Piñas General Hospital and Satellite Trauma Center | | | | | | 2,500,000.00 | | |
| NCR | Metro Manila | Muntinlupa | 9. Research Institute for Tropical Medicine | | | | | | 50,000,000.00 | | |
| CAR | Benguet | Baguio City | 10. Baguio Gen Hospital and Med Center | | | | | | 2,500,000.00 | | |
| CAR | Benguet | La Trinidad | 11. Benguet General Hospital | | | | | | 2,500,000.00 | | |
| CAR | Kalinga | Tabuk | 12. Kalinga Provincial Hospital | | | | | | 1,000,000.00 | | |

| | | | | | | | | | | | |
|-----|---------------|------------|--|--|--|--|--|--|---------------|--|--|
| CAR | Apayao | Kabugao | 13. Apayao Provincial Hospital | | | | | | 1,000,000.00 | | |
| CAR | Ifugao | Lamut | 14. Panopdopan District Hospital | | | | | | 1,000,000.00 | | |
| 1 | Ilocos Sur | Vigan | 15. Ilocos Sur Provincial Hospital-Gabriela Silang | | | | | | 1,000,000.00 | | |
| 1 | Ilocos Norte | Laoag | 16. Gov. Roque B. Ablan Sr. Memorial Hospital | | | | | | 1,000,000.00 | | |
| 1 | Pangasinan | San Carlos | 17. Pangasinan Provincial Hospital | | | | | | 1,000,000.00 | | |
| 1 | La Union | Agoo | 18. La Union Medical Center | | | | | | 2,500,000.00 | | |
| 1 | Cagayan | Tuguegarao | 19. Cagayan Valley Medical Center | | | | | | 30,000,000.00 | | |
| 1 | Nueva Vizcaya | Bayombong | 20. Region II Trauma and Medical Center | | | | | | 2,500,000.00 | | |
| 1 | | Bambang | 21. Nueva Vizcaya Provincial Hospital | | | | | | 1,000,000.00 | | |

| | | | | | | | | | | | |
|---|---------------|----------------------|--|--|--|--|--|--|---------------|--|--|
| 1 | Isabela | City of Santiago | 22. Southern Isabela Medical Center | | | | | | 2,500,000.00 | | |
| 1 | Quirino | Cabarroguis | 23. Quirino Province Medical Center | | | | | | 2,500,000.00 | | |
| 3 | Olongapo City | Olongapo City | 24. James L. Gordon Memorial Hospital | | | | | | 2,500,000.00 | | |
| 3 | Tarlac | Tarlac City | 25. Tarlac Provincial Hospital | | | | | | 1,000,000.00 | | |
| 3 | Pampanga | City of San Fernando | 26. Jose B Lingad Memorial General Hospital | | | | | | 10,000,000.00 | | |
| 3 | Aurora | Baler | 27. Aurora Memorial Hospital | | | | | | 2,500,000.00 | | |
| 3 | Nueva Ecija | Cabanatuan City | 28. Dr. Paulino J. Garcia Memorial Research & Medical Center | | | | | | 2,500,000.00 | | |
| 3 | Zambales | Iba | 29. President Ramon Magsaysay Memorial Hospital | | | | | | 2,500,000.00 | | |
| 3 | Bataan | Balanga City | 30. Bataan General Hospital | | | | | | 2,500,000.00 | | |

| | | | | | | | | | | | |
|-----|-----------------------|-----------------|---|--|--|--|--|--|------------------|--|--|
| | | | and Medical Center | | | | | | | | |
| 3 | Bulacan | City of Malolos | 31. Bulacan Medical Center | | | | | | 1,500,000 .00 | | |
| 4-A | Cavite | Bacoor | 32. South ern Tagalog Regional Hospital | | | | | | 2,500,000 .00 | | |
| 4-A | Laguna | Sta. Cruz | 33. Lagun a Medical Center | | | | | | 2,500,000 .00 | | |
| 4-A | Batangas | Batangas City | 34. Batang as Medical Center | | | | | | 2,500,000 .00 | | |
| 4-A | Rizal | Antipolo City | 35. Rizal Provincial Hospital System | | | | | | 2,500,000 .00 | | |
| 4-B | Oriental Mindoro | Calapan City | 36. Orient al Mindoro Provincial Hospital | | | | | | 1,000,000 .00 | | |
| 4-B | Occidental Mindoro | Mamburao | 37. Occide ntal Mindoro Provincial Hospital | | | | | | 1,000,000 .00 | | |
| 4-B | Romblon | Odiongan | 38. Romblon Provincial Hospital | | | | | | 1,000,000 .00 | | |
| 4-B | Marinduque | Boac | 39. Marind uque Provincial Hospital | | | | | | 1,000,000 .00 | | |
| 4-B | Palawan | Brookes Point | 40. Southern Palawan | | | | | | 1,000,000 .00 | | |

| | | | | | | | | | | |
|-----|-----------------|---------------|---|--|--|--|--|--|---------------|--|
| | | | Provincial Hospital | | | | | | | |
| 4-B | | Taytay | 41. Northern Palawan Provincial Hospital | | | | | | 1,000,000.00 | |
| 5 | Albay | Legaspi City | 42. Bicol Regional Training and Teaching Hospital | | | | | | 10,000,000.00 | |
| 5 | | | 43. DOH-CHD-BICOL (Legazpi City) | | | | | | 2,500,000.00 | |
| 5 | Catanduanes | Virac | 44. Eastern Bicol Medical Center | | | | | | 2,500,000.00 | |
| 5 | Camarines Sur | Naga City | 45. Bicol Medical Center | | | | | | 2,500,000.00 | |
| 5 | Camarines Norte | Daet | 46. Camarines Norte Provincial Hospital | | | | | | 1,000,000.00 | |
| 5 | Sorsogon | Sorsogon City | 47. Dr. Fernando B. Duran Sr. Memorial | | | | | | 1,000,000.00 | |
| 5 | Masbate | Masbate City | 48. Masbate Provincial Hospital | | | | | | 1,000,000.00 | |
| 6 | Iloilo | Iloilo City | 49. Western | | | | | | 2,500,000.00 | |

| | | | | | | | | | | | |
|---|-------------------|------------------|---|--|--|--|--|--|---------------|--|--|
| | | | Visayas Medical Center | | | | | | | | |
| 6 | Capiz | Roxas City | 50. Roxas Memorial Provincial Hospital | | | | | | 1,000,000.00 | | |
| 6 | Negros Occidental | Silay City | 51. Teresita L. Jalandoni Provincial Hospital | | | | | | 1,000,000.00 | | |
| 6 | Antique | San Jose | 52. Angel Salazar Memorial General Hospital | | | | | | 1,000,000.00 | | |
| 6 | Aklan | Kalibo | 53. Dr Rafael S Tumbokon Memorial Hospital | | | | | | 1,000,000.00 | | |
| 7 | Negros Oriental | Dumaguete City | 54. Negros Oriental Provincial Hospital | | | | | | 1,000,000.00 | | |
| 7 | Cebu | Cebu City | 55. Vicente Sotto Memorial Medical Center | | | | | | 30,000,000.00 | | |
| 7 | Siquijor | Mun. of Siquijor | 56. Siquijor Provincial Hospital | | | | | | 1,000,000.00 | | |
| 7 | Bohol | Tagbilaran | 57. Gov Celestino Gallares Memorial Hospital | | | | | | 1,000,000.00 | | |

| | | | | | | | | | | | |
|---|---------------------|-----------------|--|--|--|--|--|--|------------------|--|--|
| 7 | | Talibon | 58. Garcia Memorial Provincial Hospital | | | | | | 1,000,000 .00 | | |
| 8 | Southern Leyte | Maasin City | 59. Salvacion Oppus Yñiguez Memorial Provincial Hospital | | | | | | 1,000,000 .00 | | |
| 8 | Leyte | Palo | 60. Leyte Provincial Hospital | | | | | | 1,000,000 .00 | | |
| 8 | Eastern Samar | Borongan City | 61. Eastern Samar Provincial Hospital | | | | | | 1,000,000 .00 | | |
| 8 | Northern Samar | Catarman | 62. Northern Samar Provincial Hospital | | | | | | 1,000,000 .00 | | |
| 8 | Western Samar | Catbalogan City | 63. Samar Provincial Hospital | | | | | | 1,000,000 .00 | | |
| 9 | Zamboanga del Norte | Dipolog City | | | | | | | 2,500,000 .00 | | |
| 9 | Zamboanga del Sur | Pagadian City | 65. Zamboanga del Sur Medical Center | | | | | | 2,500,000 .00 | | |
| 9 | Zamboanga Sibugay | Ipil | 66. Zamboanga Sibugay Provincial Hospital | | | | | | 1,000,000 .00 | | |

| | | | | | | | | | | | |
|----|-------------------|---------------------|---|--|--|--|--|--|---------------|--|--|
| 10 | Misamis Oriental | Cagayan de Oro City | 67. Northern Mindanao Medical Center | | | | | | 1,000,000.00 | | |
| 10 | Lanao del Norte | Baroy | 68. Lanao del Norte Provincial Hospital | | | | | | 1,000,000.00 | | |
| 10 | Bukidnon | Malaybalay City | 69. Bukidnon Provincial Medical Center | | | | | | 1,000,000.00 | | |
| 11 | Compostela Valley | Montevista | 70. Compostela Valley Provincial Hospital-Montevista (Davao de Oro Provincial Hospital) | | | | | | 1,000,000.00 | | |
| 11 | Davao Del Sur | Digos | 71. Davao Del Sur Provincial Hospital | | | | | | 1,000,000.00 | | |
| 11 | Davao Oriental | Davao City | 72. Southern Philippines Medical Center | | | | | | 50,000,000.00 | | |
| 11 | Davao Oriental | Mati | 73. Davao Oriental Provincial Hospital | | | | | | 1,000,000.00 | | |
| 11 | Davao Del Norte | Tagum | 74. Davao Regional Medical | | | | | | 30,000,000.00 | | |

| | | | | | | | | | | | |
|-------|------------------|----------------|--|--|--|--|--|--|--------------|--|--|
| | | | Center | | | | | | | | |
| 12 | North Cotabato | Kidapawan City | 75. Cotabato Provincial Hospital | | | | | | 1,000,000.00 | | |
| 12 | | Cotabato City | 76. Cotabato Regional and Medical Center | | | | | | 2,500,000.00 | | |
| 12 | Sultan Kudarat | Isulan | 77. Sultan Kudarat Provincial Hospital | | | | | | 1,000,000.00 | | |
| 12 | South Cotabato | Koronadal City | 78. South Cotabato Provincial Hospital | | | | | | 1,000,000.00 | | |
| 13 | Agusan Del Sur | Prosperidad | 79. D.O. Plaza Memorial Hospital | | | | | | 1,000,000.00 | | |
| 13 | Agusan Del Norte | Butuan City | 80. Agusan del Norte Provincial Hospital | | | | | | 1,000,000.00 | | |
| 13 | Surigao del sur | Tandag | 81. Adela Serra Ty Memorial Medical Center | | | | | | 2,500,000.00 | | |
| BARRM | Maguindanao | Upi | 82. Datu Blah T Sinsuat District Hospital | | | | | | 1,000,000.00 | | |

| | | | | | | | | | | | |
|--------------------|--------------------|--------|---------------------|---|--------------|--------------|--------------|--------------|---|------------|---|
| | | | | | | | | | | | |
| | Misamis Occidental | Tudela | | | | | | | | 110,000.00 | |
| SUB-TOTAL | | | 82 Hospitals | 61,085,000.00 | 3,634,500.00 | 1,000,000.00 | 5,418,000.00 | 6,319,000.00 | 447,000,000.00 | 110,000.00 | 516,099 |
| GRAND TOTAL | | | 82 Hospitals | P 77,566,500 – Amount of Calamity Assistance | | | | | P447,000,000.00- Amount of Assistance to COVID-19 augmentation | | 516,099- Individual and 1 Barangay |

Annex B Medical Transport Vehicle (MTV) Donation Program Breakdown per Area and Recipients

| Region | Province | City/ Municipality | Recipient | Amount | Date Released |
|---------------|-----------------|---------------------------|--|---------------|----------------------|
| I | Ilocos Norte | Marcos | Local Government Unit | 1,585,063.00 | 2/21/2020 |
| I | Ilocos Norte | Laoag | Gov. Roque Ablan Sr., Memorial Hospital | 1,585,063.00 | 5/8/2020 |
| I | Pangasinan | Labrador | Local Government Unit | 1,585,063.00 | 5/8/2020 |
| I | Ilocos Norte | Piddig | Piddig District Hospital | 1,585,063.00 | 4/6/2020 |
| I | Ilocos Norte | Vintar | Vintar District Hospital | 1,585,063.00 | 4/6/2020 |
| I | Ilocos Norte | Dingras | Dingras District Hospital, Ilocos Norte | 1,585,063.00 | 7/14/2020 |
| I | Ilocos Sur | Alilem | Local Government Unit | 1,585,063.00 | 7/14/2020 |
| I | Ilocos Sur | Burgos | Local Government Unit | 1,585,063.00 | 7/14/2020 |
| I | Ilocos Sur | Gregorio del Pilar | Local Government Unit | 1,585,063.00 | 7/14/2020 |
| I | Pangasinan | Dagupan City | Dept. of Health Rehabilitation Center Dagupan City | 1,585,063.00 | 7/14/2020 |
| I | Ilocos Sur | Tagudin | Local Government Unit | 1,585,063.00 | 7/31/2020 |
| I | La Union | Tubao | Local Government Unit | 1,585,063.00 | 7/31/2020 |
| I | La Union | Naguilian | Naguilian District Hospital, La Union | 1,585,063.00 | 9/1/2020 |
| I | Ilocos Sur | San Ildefonso | Municipality of San Ildefonso, Ilocos Sur | 1,585,063.00 | 10/22/2020 |
| II | Pangasinan | San Manuel | Local Government Unit | 1,585,063.00 | 02/21/2020 |
| II | Cagayan | Tuguegarao City | Local Government Unit | 1,585,063.00 | 02/21/2020 |
| II | Claveria | Claveria | Local Government Unit | 1,585,063.00 | 02/21/2020 |
| II | Cagayan | Solana | Local Government Unit | 1,585,063.00 | 02/21/2020 |
| II | Cagayan | Sta. Praxedes | Local Government Unit | 1,585,063.00 | 02/21/2020 |
| II | Cagayan | Gonzaga | Local Government Unit | 1,585,063.00 | 5/8/2020 |
| II | Cagayan | Lasam | Local Government Unit | 1,585,063.00 | 4/6/2020 |
| II | Cagayan | Pamplona | Local Government Unit | 1,585,063.00 | 4/24/2020 |
| II | Cagayan | Sta. Ana | Local Government Unit | 1,585,063.00 | 4/6/2020 |

| | | | | | |
|-----|---------------|----------------|---|--------------|------------|
| II | Cagayan | Sta. Teresita | Local Government Unit | 1,585,063.00 | 4/6/2020 |
| II | Isabela | Naguilian | Local Government Unit | 1,585,063.00 | 5/8/2020 |
| II | Cagayan | Camalaniugan | Local Government Unit | 1,585,063.00 | 7/14/2020 |
| II | Nueva Vizcaya | Bayombong | Local Government Unit - Province | 1,585,063.00 | 7/14/2020 |
| II | Nueva Vizcaya | Dupax del Sur | Local Government Unit | 1,585,063.00 | 7/14/2020 |
| II | Cagayan | Calayan Island | Local Government Unit | 1,585,063.00 | 7/31/2020 |
| II | Quirino | Diffun | Diffun District Hospital, Quirino | 1,585,063.00 | 9/1/2020 |
| II | Isabela | Burgos | Mun. of Burgos, Isabela | 1,585,063.00 | 9/1/2020 |
| II | Isabela | Mallig | Mun. of Mallig, Isabela | 1,585,063.00 | 9/1/2020 |
| II | Quirino | | PDRRMO, Cabarroguis, Quirino | 1,585,063.00 | 9/1/2020 |
| II | Quirino | Madella | Maddela District Hospital, Quirino | 1,585,063.00 | 9/1/2020 |
| II | Batanes | Batanes Island | Province of Batanes | 1,585,063.00 | 9/21/2020 |
| II | Batanes | Ivana | Municipality of Ivana, Batanes | 1,585,063.00 | 9/21/2020 |
| II | Isabela | Aurora | Municipality of Aurora, Isabela | 1,585,063.00 | 9/21/2020 |
| II | Isabela | Isabela | City of Ilagan, Isabela | 1,585,063.00 | 9/18/2020 |
| II | Quirino | Cabarroguis | Municipality of Cabarroguis, Quirino | 1,585,063.00 | 9/21/2020 |
| II | Quirino | Nagtipunan | Municipality of Nagtipunan, Quirino | 1,585,063.00 | 9/21/2020 |
| II | Cagayan | Iguig | Municipality of Iguig, Cagayan | 1,585,063.00 | 9/10/2020 |
| II | NUEVA VIZCAYA | | REGION 2 TRAUMA AND MEDICAL CENTER | 2,348,000.00 | 12/11/2020 |
| III | Bulacan | Bulacan | Bulacan State University | 1,585,063.00 | |
| III | Aurora | Ma. Aurora | Local Government Unit | 1,585,063.00 | 02/21/2020 |
| III | Zambales | Olongapo City | Local Government Unit | 1,585,063.00 | 02/21/2020 |
| III | Zambales | Iba | President Ramon Magsaysay Mem. Hospital | 1,585,063.00 | 02/21/2020 |
| III | Nueva Ecija | Talavera | Bureau of Fire Protection | 1,585,063.00 | 4/6/2020 |
| III | Zambales | Candelaria | Candelaria District Hospital | 1,585,063.00 | 4/6/2020 |
| III | Nueva Ecija | Bongabon | Local Government Unit | 1,585,063.00 | 4/24/2020 |
| III | Zambales | Botolan | Local Government Unit | 1,585,063.00 | 5/8/2020 |
| III | Bulacan | Bulakan | Local Government Unit | 1,585,063.00 | 4/24/2020 |

| | | | | | |
|-----|--------------------|-----------------|---|--------------|------------|
| III | Zambales | Cabangan | Local Government Unit | 1,585,063.00 | 4/6/2020 |
| III | Pampanga | Candaba | Local Government Unit | 1,585,063.00 | 4/24/2020 |
| III | Pampanga | Macabebe | Local Government Unit | 1,585,063.00 | 4/6/2020 |
| III | Pampanga | Minalin | Local Government Unit | 1,585,063.00 | 4/6/2020 |
| III | Nueva Ecija | Penaranda | Local Government Unit | 1,585,063.00 | 4/24/2020 |
| III | Tarlac | Pura | Local Government Unit | 1,585,063.00 | 4/24/2020 |
| III | Pampanga | Santa Rita | Local Government Unit | 1,585,063.00 | 4/24/2020 |
| III | Zambales | Sta. Cruz | Ospital ng Sta. Cruz | 1,585,063.00 | 4/6/2020 |
| III | Nueva Ecija | Talugtug | Local Government Unit | 1,585,063.00 | 7/14/2020 |
| III | Pampanga | Magalang | Phil. Public Safety College, National Police Training Institute RTC 3, Magalang, Pampanga | 1,585,063.00 | 7/14/2020 |
| III | Pampanga | Angeles City | City Disaster Risk Reducation and Management Office. Angeles City, Pampanga | 1,585,063.00 | 9/21/2020 |
| III | Bulacan | City of Malolos | City of Malolos, Bulacan | 1,585,063.00 | 9/21/2020 |
| III | Pampanga | San Luis | Municipality of San Luis | 1,585,063.00 | 10/5/2020 |
| III | Bulacan | Norzagaray | Municipality of Norzagaray | 1,585,063.00 | 10/5/2020 |
| IV | Laguna | San Pedro | Laguna Provincial Hospital - San Pedro District Hosp. | 1,585,063.00 | 02-21-2020 |
| IV | Marinduque | Boac | Local Government Unit | 1,585,063.00 | 02-21-2020 |
| IV | Oriental Mindoro | Socorro | Local Government Unit | 1,585,063.00 | 02-21-2020 |
| IV | Cavite | Cavite City | Phil. Navy Fleet Medical Group, Sangley Point | 1,585,063.00 | 02-21-2020 |
| IV | Batangas | Calatagan | Local Government Unit | 1,585,063.00 | 5/8/2020 |
| IV | Palawan | Aborlan | Aborlan Medicare Hospital | 1,585,063.00 | 5/8/2020 |
| IV | Cavite | Tanza | Army Reserve Command | 1,585,063.00 | 4/6/2020 |
| IV | Laguna | Bay | Bay District Hospital | 1,585,063.00 | 4/6/2020 |
| IV | Occidental Mindoro | Lubang | Lubang District Hospital | 1,585,063.00 | 5/8/2020 |
| IV | Laguna | Luisiana | Luisiana District Hospital | 1,585,063.00 | 4/6/2020 |
| IV | Occidental Mindoro | Rizal | Local Government Unit | 1,585,063.00 | 5/8/2020 |
| IV | Laguna | Victoria | Local Government Unit | 1,585,063.00 | 4/6/2020 |

| | | | | | |
|----|--------------------|-------------------|---|--------------|------------|
| IV | Occidental Mindoro | Abra de Ilog | Local Government Unit | 1,585,063.00 | 5/8/2020 |
| IV | Batangas | Lipa | Ospital ng Lipa | 1,585,063.00 | 5/8/2020 |
| IV | Marinduque | Sta. Cruz | Local Government Unit | 1,585,063.00 | 7/14/2020 |
| IV | Oriental Mindoro | Pola | Local Government Unit | 1,585,063.00 | 7/14/2020 |
| IV | Oriental Mindoro | San Teodoro | Local Government Unit | 1,585,063.00 | 7/14/2020 |
| IV | Palawan | Cuyo | Local Government Unit | 1,585,063.00 | 7/14/2020 |
| IV | Palawan | Dumaran | Local Government Unit | 1,585,063.00 | 7/31/2020 |
| IV | Palawan | Narra | Local Government Unit | 1,585,063.00 | 7/31/2020 |
| IV | Romblon | Corcuera | Local Government Unit | 1,585,063.00 | 7/31/2020 |
| IV | Romblon | | Romblon District Hospital | 1,585,063.00 | 7/31/2020 |
| IV | Romblon | San Agustin | Mun. of San Agustin, Romblon | 1,585,063.00 | 9/1/2020 |
| IV | Quezon | Panukulan | Mun. of Panukulan, Quezon | 1,585,063.00 | 9/1/2020 |
| IV | Batangas | Rosario | Municipality of Rosario, Batangas | 1,585,063.00 | 9/21/2020 |
| IV | Batangas | Malvar | Municipality of Malvar, Batangas | 1,585,063.00 | 9/21/2020 |
| IV | Batangas | | Province of Batangas | 1,585,063.00 | 9/21/2020 |
| IV | Laguna | City of San Pedro | City of San Pedro, Laguna | 1,585,063.00 | 9/21/2020 |
| IV | Batangas | City of Tanauan | City of Tanauan, Batangas | 1,585,063.00 | 9/21/2020 |
| IV | Cavite | Cavite City | Cavite Naval Hospital, Naval Station, Pascual Ledesma | 1,585,063.00 | 9/21/2020 |
| IV | Palawan | | Ospital ng Palawan | 1,585,063.00 | 11/18/2020 |
| V | Albay | Tabaco | Bureau of Jail Management & Penology | 1,585,063.00 | 2/21/2020 |
| V | Albay | Legazpi City | Local Government Unit | 1,585,063.00 | 2/21/2020 |
| V | Albay | Manito | Manito Municipal Hospital | 1,585,063.00 | 2/21/2020 |
| V | Masbate | Uson | Local Government Unit | 1,585,063.00 | 2/21/2020 |
| V | Catanduanes | Virac | Phil. Red Cross | 1,585,063.00 | 2/21/2020 |
| V | Catanduanes | Virac | Local Government Unit | 1,585,063.00 | 2/21/2020 |
| V | Masbate | Mobo | Local Government Unit | 1,585,063.00 | 4/6/2020 |
| V | Camarines Sur | Nabua | Local Government Unit | 1,585,063.00 | 5/8/2020 |
| V | Camarines Norte | | Local Government Unit - Province of Camarines Norte | 1,585,063.00 | 4/6/2020 |
| V | Masbate | Ticao Island | Ticao District Hospital | 1,585,063.00 | 4/6/2020 |

| | | | | | |
|----|-----------------|----------------------------|--|--------------|------------|
| V | Camarines Sur | Naga City | Local Government Unit | 1,585,063.00 | 7/14/2020 |
| V | Catanduanes | San Andres | Local Government Unit | 1,585,063.00 | 7/14/2020 |
| V | Catanduanes | Viga | Viga District Hospital | 1,585,063.00 | 7/14/2020 |
| V | Camarines Sur | Canaman | Local Government Unit | 1,585,063.00 | 7/31/2020 |
| V | Camarines Sur | Garchitorena | Local Government Unit | 1,585,063.00 | 7/31/2020 |
| V | Catanduanes | Baras | Local Government Unit | 1,585,063.00 | 7/31/2020 |
| V | Camarines Sur | Del Gallego | Mun. of Del Gallego, Camarines Sur | 1,585,063.00 | 9/1/2020 |
| V | Camarines Norte | Daet | Bureau of Jail Management and Penology, Daet, Camarines Norte | 1,585,063.00 | 9/1/2020 |
| V | Sorsogon | Bulan | Municipality of Bulan, Sorsogon | 1,585,063.00 | 9/21/2020 |
| V | Albay | | Pio Duran Memorial District Hospital, Albay | 1,585,063.00 | 10/22/2020 |
| V | Albay | | Rapu-Rapu District Hospital, Albay | 1,585,063.00 | 10/22/2020 |
| V | Albay | | Bureau of Fire Protection Regional Office 5, Albay Provincial Office, Oas Fire Station | 1,585,063.00 | 11/18/2020 |
| VI | Iloilo | Banate | Local Government Unit | 1,585,063.00 | 2/21/2020 |
| VI | Capiz | Sapian | Local Government Unit | 1,585,063.00 | 2/21/2020 |
| VI | Iloilo | Sara | Local Government Unit | 1,585,063.00 | 2/21/2020 |
| VI | Antique | Tobias Fornier, Antique | Local Government Unit | 1,585,063.00 | 2/21/2020 |
| VI | Iloilo | Iloilo City | PNP Regional Health Service, Camp Martin Delgado | 1,585,063.00 | 2/21/2020 |
| VI | Aklan | Batan | Local Government Unit | 1,585,063.00 | 4/6/2020 |
| VI | Capiz | Mambusao | Local Government Unit | 1,585,063.00 | 5/8/2020 |
| VI | Capiz | | Local Government Unit- PDRRMO Capiz | 1,585,063.00 | 4/6/2020 |
| VI | Antique | Sibalom | Local Government Unit | 1,585,063.00 | 7/31/2020 |
| VI | Iloilo | Alimodian | Local Government Unit | 1,585,063.00 | 7/31/2020 |
| VI | Iloilo | Sta. Barbara | Mun. of Sta Barbara, Iloilo | 1,585,063.00 | 9/1/2020 |
| VI | Iloilo | Tubungan | Mun. of Tubungan, Iloilo | 1,585,063.00 | 9/1/2020 |
| VI | Capiz | Maayon | Municipality of Maayon, Capiz | 1,585,063.00 | 9/21/2020 |
| VI | Capiz | Jamindan | Municipality of Jamindan, Capiz | 1,585,063.00 | 9/21/2020 |
| VI | Iloilo | Zarraga | Municipality of Zarraga, Iloilo | 1,585,063.00 | 9/21/2020 |
| VI | Negros | Moises Padilla | Mun. of Moises Padilla, | 1,585,063.00 | 9/21/2020 |

| | | | | | |
|-----|-------------------|------------------|---|--------------|------------|
| | Occidental | | Negros Occidental | | |
| VI | Aklan | Makato | Municipality of Makato, Aklan | 1,585,063.00 | 10/22/2020 |
| VI | Antique | Valderrama | Municipality of Valderrama, Antique | 1,585,063.00 | 10/22/2020 |
| VI | Iloilo | | Iloilo Provincial Hospital | 1,585,063.00 | 10/22/2020 |
| VI | Negros Occidental | Binalbagan | Municipality of Binalbagan, Negros Occidental | 1,585,063.00 | 10/22/2020 |
| VI | Negros Occidental | | Ignacio Lacson Arroyo Sr. Memorial District Hospital, Negros Occidental | 1,585,063.00 | 10/22/2020 |
| VII | Leyte | Pastrana | Local Government Unit | 1,585,063.00 | 2/21/2020 |
| VII | Bohol | Garcia Hernandez | Local Government Unit | 1,585,063.00 | 7/14/2020 |
| VII | Negros Oriental | Jimalalud | Local Government Unit | 1,585,063.00 | 7/14/2020 |
| VII | Siquijor | Lazi | Local Government Unit | 1,585,063.00 | 7/14/2020 |
| VII | Negros Oriental | Bayawan City | Local Government Unit | 1,585,063.00 | 7/31/2020 |
| VII | Negros Oriental | Bindoy | Local Government Unit | 1,585,063.00 | 7/31/2020 |
| VII | Siquijor | San Juan | Local Government Unit | 1,585,063.00 | 7/31/2020 |
| VII | Bohol | | Cong. Natalio P. Castillo, Sr. Memorial Hospital, Bohol | 1,585,063.00 | 9/1/2020 |
| VII | Cebu | Naga City | Naga City, Cebu | 1,585,063.00 | 9/1/2020 |
| VII | Cebu | Cabu City | Bureau of Fire Protection, Cebu City | 1,585,063.00 | 9/1/2020 |
| VII | Cebu | Cebu City | Philippine Coast Guard District Central Visayas, Cebu City | 1,585,063.00 | 9/1/2020 |
| VII | Bohol | Sikatuna | Mun. of Sikatuna, Bohol | 1,585,063.00 | 9/1/2020 |
| VII | Bohol | San Isidro | Mun. of San Isidro, Bohol | 1,585,063.00 | 9/21/2020 |
| VII | Bohol | | Teodoro B. Galagar District Hospital, Bohol | 1,585,063.00 | 10/22/2020 |
| VII | Cebu | | Mandaue City Hospital, Cebu | 1,585,063.00 | 10/22/2020 |
| VII | Negros Oriental | | Nabilog Community Primary Hospital, Negros Oriental | 1,585,063.00 | 10/22/2020 |
| VII | Bohol | Corella | Municipality of Corella, Bohol | 1,585,063.00 | 10/22/2020 |
| VII | Negros Oriental | Manjuyod | Municipality of Manjuyod, Negros Oriental | 1,585,063.00 | 10/22/2020 |

| | | | | | |
|------|---------------------|---------------|---|--------------|------------|
| VII | Negros Oriental | Basay | Municipality of Basay, Negros Oriental | 1,585,063.00 | 10/22/2020 |
| VIII | Leyte | Hindang | Local Government Unit | 1,585,063.00 | 7/14/2020 |
| VIII | Samar | Pinabacdao | Local Government Unit | 1,585,063.00 | 7/14/2020 |
| VIII | Northern Samar | Biri | Local Government Unit | 1,585,063.00 | 7/31/2020 |
| VIII | Northern Samar | Bobon | Local Government Unit | 1,585,063.00 | 7/31/2020 |
| VIII | Northern Samar | San Jose | Local Government Unit | 1,585,063.00 | 7/31/2020 |
| VIII | Northern Samar | | Northern Samar Provincial Hospital | 1,585,063.00 | 9/1/2020 |
| VIII | Southern Leyte | Libagon | Municipality of Libagon, Southern Leyte | 1,585,063.00 | 9/21/2020 |
| VIII | Northern Samar | Lavezares | Municipality of Lavezares, Northern Samar | 1,585,063.00 | 9/21/2020 |
| VIII | Samar | Basey | Basey District Hospital, Samar | 1,585,063.00 | 9/21/2020 |
| VIII | Samar | Gandara | Gandara District Hospital, Samar | 1,585,063.00 | 9/21/2020 |
| VIII | Samar | Calbayog | Calbayog District Hospital, Samar | 1,585,063.00 | 9/21/2020 |
| VIII | Eastern Samar | Maslog | Municipality of Maslog, Eastern Samar | 1,585,063.00 | 10/22/2020 |
| VIII | Leyte | Albuera | Municipality of Albuera, Leyte | 1,585,063.00 | 10/22/2020 |
| VIII | Leyte | San Isidro | Municipality of San Isidro, Leyte | 1,585,063.00 | 10/22/2020 |
| VIII | Eastern Samar | Giporlos | Municipality of Giporlos, Eastern Samar | 1,585,063.00 | 10/22/2020 |
| VIII | Leyte | | Department of Health Treatment and Rehabilitation Center - Dulag, Leyte | 1,585,063.00 | 10/22/2020 |
| IX | Zamboanga Sibugay | Imelda | Local Government Unit | 1,585,063.00 | 5/8/2020 |
| IX | Zamboanga del Sur | Lakewood | Local Government Unit | 1,585,063.00 | 7/14/2020 |
| IX | Zamboanga del Sur | Pagadian City | Local Government Unit | 1,585,063.00 | 7/14/2020 |
| IX | Zamboanga del Sur | Tabina | Local Government Unit | 1,585,063.00 | 7/14/2020 |
| IX | Zamboanga Sibugay | Mabuhay | Local Government Unit | 1,585,063.00 | 7/14/2020 |
| IX | Zamboanga del Norte | Gutalac | Local Government Unit | 1,585,063.00 | 7/31/2020 |
| IX | Zamboanga del Norte | Labason | Local Government Unit | 1,585,063.00 | 7/31/2020 |

| | | | | | |
|----|---------------------|----------------------|--|--------------|------------|
| IX | Zamboanga del Norte | | Liloy Integrated Health District Hospital- Zamboanga del Norte | 1,585,063.00 | 9/1/2020 |
| IX | Zamboanga del Norte | | Sergio Osmeña Sr. Municipal Hospital, ZDN | 1,585,063.00 | 9/1/2020 |
| IX | Zamboanga del Norte | | Corazon C. Aquino Hospital Dipolog City, Zamboanga del Norte | 1,585,063.00 | 9/1/2020 |
| IX | Zamboanga del Sur | Kumalarang | Municipality of Kumalarang, Zamboanga del Sur | 1,585,063.00 | 9/21/2020 |
| X | Lanao del Norte | Lala | Local Government Unit | 1,585,063.00 | 7/14/2020 |
| X | Misamis Occidental | Plaridel | Local Government Unit | 1,585,063.00 | 7/31/2020 |
| X | Misamis Oriental | Balingoan | Local Government Unit | 1,585,063.00 | 7/31/2020 |
| X | Misamis Oriental | Laguindingan | Local Government Unit | 1,585,063.00 | 7/31/2020 |
| X | Misamis Oriental | Lugait | Local Government Unit | 1,585,063.00 | 7/31/2020 |
| X | Misamis Oriental | Salay | Local Government Unit | 1,585,063.00 | 7/31/2020 |
| X | Lanao del Norte | Baloi | Balo-i Provincial Hospital, Lanao del Norte | 1,585,063.00 | 8/5/2020 |
| X | Lanao del Norte | Kapatagan | Kapatagan Provincial Hospital, Lanao del Norte | 1,585,063.00 | 8/5/2020 |
| X | Lanao del Norte | Kauswagan | Kauswagan Provincial Hospital Lanao del Norte | 1,585,063.00 | 8/5/2020 |
| X | Lanao del Norte | Kolambugan | Kolambugan Provincial Hospital, Lanao del Norte | 1,585,063.00 | 8/5/2020 |
| X | Lanao del Norte | Sultan Naga Dimaporo | Sultan Naga Dimaporo Provincial Hospital , Lanao del Norte | 1,585,063.00 | 8/5/2020 |
| X | Lanao del Norte | | Lanao Del Norte Provincial Hospital | 1,585,063.00 | 8/5/2020 |
| X | Camiguin | | Camiguin General Hospital | 1,585,063.00 | 9/1/2020 |
| X | Misamis Oriental | Cagayan de Oro City | Cagayan de Oro City, Misamis Oriental | 1,585,063.00 | 9/1/2020 |
| X | Misamis Oriental | Manticao | Mun. of Manticao, Misamis Oriental | 1,585,063.00 | 9/1/2020 |
| X | Misamis Oriental | Balingasag | Municipality of Balingasag | 1,585,063.00 | 9/23/2020 |
| X | Bukidnon | Impasugong | Municipality of Impasugong, Bukidnon | 1,585,063.00 | 10/22/2020 |

| | | | | | |
|----|--------------------|--------------------------|--|--------------|------------|
| X | Bukidnon | Lantapan | Municipality of Lantapan, Bukidnon | 1,585,063.00 | 10/22/2020 |
| X | Bukidnon | Libona | Municipality of Libona, Bukidnon | 1,585,063.00 | 10/22/2020 |
| X | Bukidnon | San Fernando | Municipality of San Fernando, Bukidnon | 1,585,063.00 | 10/22/2020 |
| X | Misamis Occidental | | Philippine Red Cross Misamis Occidental, Oroquieta City Chapter | 1,585,063.00 | 10/22/2020 |
| X | Misamis Oriental | | Medina Hospital, Misamis Oriental | 1,585,063.00 | 10/22/2020 |
| X | Bukidnon | Baungon | Municipality of Baungon, Bukidnon | 1,585,063.00 | 10/22/2020 |
| XI | Davao de Oro | Nabunturan | Bureau of Fire Protection | 1,585,063.00 | 2/21/2020 |
| XI | Davao del Sur | Bansalan | Local Government Unit | 1,585,063.00 | 2/21/2020 |
| XI | Davao del Norte | Braulio Dujali, | Local Government Unit | 1,585,063.00 | 2/21/2020 |
| XI | Davao del Norte | Carmen , Davao Del Norte | Local Government Unit | 1,585,063.00 | 2/21/2020 |
| XI | Davao del Sur | Magsaysay | Local Government Unit | 1,585,063.00 | 2/21/2020 |
| XI | Davao del Sur | Padada | Local Government Unit | 1,585,063.00 | 2/21/2020 |
| XI | Davao del Norte | Sto. Tomas | Local Government Unit | 1,585,063.00 | 2/21/2020 |
| XI | Davao de Oro | Mawab | Local Government Unit | 1,585,063.00 | 7/14/2020 |
| XI | Davao Oriental | Cateel | Davao Oriental Provincial Hospital-Cateel | 1,585,063.00 | 7/14/2020 |
| XI | Davao Oriental | Manay | Local Government Unit | 1,585,063.00 | 7/14/2020 |
| XI | Davao del Sur | Digos | Local Government Unit | 1,585,063.00 | 7/31/2020 |
| XI | Davao del Sur | Davao de Oro | Davao de Oro (formerly Compostela Valley Prov. Hospital - Maragusan | 1,585,063.00 | 9/1/2020 |
| XI | Davao del Sur | Davao de Oro | Davao de Oro (formerly Compostela Valley Prov. Hospital - Laak | 1,585,063.00 | 9/1/2020 |
| XI | Davao del Sur | Davao de Oro | Davao de Oro (formerly Compostela Valley Prov. Hospital - Montevista | 1,585,063.00 | 9/1/2020 |
| XI | Davao del Sur | Davao de Oro | Davao de Oro (formerly Compostela Valley Prov. Hospital - Pantukan | 1,585,063.00 | 9/1/2020 |
| XI | Davao del Norte | New Corella | Municipality of New Corella, Davao del Norte | 1,585,063.00 | 9/21/2020 |
| XI | Davao del Sur | Hagonoy | Municipality of Hagonoy, Davao del Sur | 1,585,063.00 | 9/21/2020 |
| XI | Davao del Sur | Matanao | Municipality of Matanao | 1,585,063.00 | 9/21/2020 |

| | | | | | |
|------|------------------|--------------------|--|--------------|------------|
| | | | , Davao del Sur (earthquake victims) | | |
| XI | Davao Oriental | Boston | Municipality of Boston, Davao Oriental | 1,585,063.00 | 9/21/2020 |
| XI | Davao del Norte | City of Tagum | City of Tagum, Davao del Norte | 1,585,063.00 | 9/21/2020 |
| XI | Davao del Norte | Asuncion | Mun. of Asuncion, Davao del Norte | 1,585,063.00 | 9/21/2020 |
| XI | Davao del Norte | Talaingod | Mun. of Talaingod, Davao del Norte | 1,585,063.00 | 9/21/2020 |
| XI | Davao del Sur | | Camp Quintin M. Mercedo Hospital, Davao del Sur | 1,585,063.00 | 9/21/2020 |
| XI | Davao Oriental | | Provincial Health Office - Davao Oriental | 1,585,063.00 | 10/22/2020 |
| XII | North Cotabato | Kidapawan | Local Government Unit | 1,585,063.00 | 2/21/2020 |
| XII | Cotabato | Makilala | Local Government Unit | 1,585,063.00 | 7/31/2020 |
| XII | North Cotabato | Tulunan | Municipality of Tulunan, North Cotabato | 1,585,063.00 | 10/22/2020 |
| XII | Cotabato | Arakan | Municipality of Arakan, Cotabato | 1,585,063.00 | 10/22/2020 |
| XII | Cotabato | Magpet | Municipality of Magpet, Cotabato | 1,585,063.00 | 10/22/2020 |
| XII | Sultan Kudarat | Esperanza | Municipality of Esperanza, Sultan Kudarat | 1,585,063.00 | 10/22/2020 |
| XIII | Agusan del Sur | Bunawan | Bunawan District Hospital | 1,585,063.00 | 2/21/2020 |
| XIII | Agusan del Sur | Bunawan | Local Government Unit | 1,585,063.00 | 2/21/2020 |
| XIII | Surigao del Sur | Marihatag | Local Government Unit | 1,585,063.00 | 2/21/2020 |
| XIII | Surigao del Sur | Marihatag | Marihatag District Hospital | 1,585,063.00 | 7/14/2020 |
| XIII | Agusan del Norte | Remedios Romualdez | Local Government Unit | 1,585,063.00 | 7/31/2020 |
| XIII | Surigao del Sur | Bislig | Bislig District Hospital, Surigao del Sur | 1,585,063.00 | 7/31/2020 |
| XIII | Agusan del Sur | Veruela | Mun. of Veruela, Agusan del Sur | 1,585,063.00 | 9/1/2020 |
| XIII | Agusan del Norte | Santiago | Mun. of Santiago, Agusan del Norte | 1,585,063.00 | 9/1/2020 |
| XIII | Agusan del Norte | | Cabadbaran District Hospital, Agusan del Norte | 1,585,063.00 | 9/21/2020 |
| XIII | Agusan del Norte | | Jabonga Municipal Hospital, Agusan del Norte | 1,585,063.00 | 9/21/2020 |
| XIII | Agusan del | | Kitcharao District | 1,585,063.00 | 9/21/2020 |

| | | | | | |
|------------|-------------------|---------------------------|--|--------------|------------|
| | Norte | | Hospital, Agusan del Norte | | |
| XIII | Agusan del Norte | | Nasipit District Hospital, Agusan del Norte | 1,585,063.00 | 9/21/2020 |
| XIII | Surigao del Norte | | Del Carmen District Hospital, Surigao del Norte | 1,585,063.00 | 9/21/2020 |
| XIII | Surigao del Norte | | Caraga Regional Hospital, Surigao del Norte | 1,585,063.00 | 9/21/2020 |
| XIII | Surigao del Sur | Cagwait | Municipality of Cagwait, Surigao del Sur | 1,585,063.00 | 9/21/2020 |
| XIII | Agusan del Sur | Rosario | Municipality of Rosario Agusan del Sur | 1,585,063.00 | 9/21/2020 |
| XIII | Dinagat Island | Loreto | Municipality of Loreto, Dinagat Island | 1,585,063.00 | 10/22/2020 |
| XIII | Surigao del Norte | Pilar | Municipality of Pilar, Surigao Del Norte | 1,585,063.00 | 10/22/2020 |
| XIII | Surigao del Sur | Madrid | Municipality of Madrid, Surigao del Sur | 1,585,063.00 | 10/22/2020 |
| XIII | Agusan del Sur | Esperanza | Municipality of Esperanza, Agusan del Sur | 1,585,063.00 | 10/22/2020 |
| XIII | Surigao del Sur | | City of Tandag | 1,585,063.00 | 11/18/2020 |
| ARMM | Maguindanao | Buldon | Municipality of Buldon, Maguindanao | 1,585,063.00 | 9/21/2020 |
| ARMM | Maguindanao | Gen. Salipada K. Pendatun | Municipality of Gen. Salipada K. Pendatun, Maguindanao | 1,585,063.00 | 9/21/2020 |
| ARMM | Lanao del Sur | Bubong | Municipality of Bubong, Lanao del Sur | 1,585,063.00 | 9/21/2020 |
| BARMM | Lanao del Sur | Amai Manabilang | Local Government Unit | 1,585,063.00 | 2/21/2020 |
| BARMM | Maguindanao | Datu Abdullah Sangki, | Local Government Unit | 1,585,063.00 | 2/21/2020 |
| BARMM | Lanao del Sur | | Local Government Unit-Province | 1,585,063.00 | 7/31/2020 |
| BARMM | Lanao del Sur | Pagayawan | Local Government Unit | 1,585,063.00 | 7/31/2020 |
| BARMM | Tawi-Tawi | Sapa-Sapa | Municipality of Sapa-Sapa | 1,585,063.00 | 10/05/2020 |
| BARMM | Sulu | | Sulu Provincial Hospital | 1,585,063.00 | 11/18/2020 |
| BARMM | Sulu | | Camp Teodulfo Bautista Station Hospital | 1,585,063.00 | 11/18/2020 |
| CAR | Kalinga | Rizal | Local Government Unit | 1,585,063.00 | 2/21/2020 |
| CAR | Benguet | Baguio | Local Government Unit | 1,585,063.00 | 4/ 24/2020 |
| CAR | Mt. Province | Bauko | Luis Hora Regional Memorial Hospital | 1,585,063.00 | 4/6/2020 |
| CAR | Abra | Boliney | Local Government Unit | 1,585,063.00 | 7/14/2020 |

| | | | | | |
|--------------|--------------|---------------|--|----------------------|------------|
| CAR | Abra | San Juan | Local Government Unit | 1,585,063.00 | 7/14/2020 |
| CAR | Kalinga | Lubuagan | Local Government Unit | 1,585,063.00 | 7/14/2020 |
| CAR | Abra | La Paz | Local Government Unit | 1,585,063.00 | 7/31/2020 |
| CAR | Benguet | Tuba | Mun. of Tuba, Benguet | 1,585,063.00 | 9/1/2020 |
| CAR | Mt. Province | | Paracelis District Hospital | 1,585,063.00 | 9/1/2020 |
| CAR | Kalinga | Tabuk City | City of tabuk | 1,585,063.00 | 9/10/2020 |
| CAR | Benguet | Kapangan | Municipality of Kapangan | 1,585,063.00 | 10/15/2020 |
| CAR | Benguet | Bakun | Municipality of Bakun | 1,585,063.00 | 10/15/2020 |
| NCR | Metro Manila | Navotas | BFP Navotas Fire Station | 1,585,063.00 | 4/24/2020 |
| NCR | Metro Manila | Paranaque | BFP Paranaque Fire Station | 1,585,063.00 | 4/24/2020 |
| NCR | Metro Manila | Manila | Gat Andres Bonifacio Memorial Medical Center | 1,585,063.00 | 4/24/2020 |
| NCR | Metro Manila | Taguig | Phil. Naval Station | 1,585,063.00 | 4/6/2020 |
| NCR | Metro Manila | Pasig | PNP Eastern Police District | 1,585,063.00 | 4/24/2020 |
| NCR | Metro Manila | Quezon City | PNP Anti-Kidnapping Group | 1,585,063.00 | 4/24/2020 |
| NCR | Metro Manila | Manila | Sta. Ana Hospital | 1,585,063.00 | 4/24/2020 |
| NCR | Metro Manila | San Juan City | Local Government Unit | 1,585,063.00 | 7/14/2020 |
| NCR | Metro Manila | Quezon City | Phil. Drug Enforment Agency | 1,585,063.00 | 7/14/2020 |
| NCR | Metro Manila | Quezon City | National Commission on Muslim Filipinos, Q.City | 1,585,063.00 | 9/1/2020 |
| NCR | Metro Manila | Taguig City | Philippine Navy 1301st Dental Dispensary, Fort Bonifacio, Metro Manila | 1,585,063.00 | 9/1/2020 |
| NCR | Metro Manila | Manila | Bureau of Quarantine, Manila | 1,585,063.00 | 9/21/2020 |
| NCR | Metro Manila | Taguig City | NCRPO Camp Bagong Diwa | 1,585,063.00 | 9/28/2020 |
| TOTAL | | | 294 Units | P 466,771,459 | |

Annex C List of Recipients of the Medicine Donation Program

| JULY | | | | | |
|--------------------|--------|--------------|--------------------|----------------------|---------------|
| No. | REGION | PROVINCE | CITY/ MUNICIPALITY | AMOUNT OF ASSISTANCE | DATE RELEASED |
| NONE | | | | | |
| AUGUST | | | | | |
| No. | REGION | PROVINCE | CITY/MUNICIPALITY | AMOUNT OF ASSISTANCE | DATE RELEASED |
| 1 | V | Masbate | Caitagan | 99,922.50 | 20-Aug-20 |
| 2 | NCR | Metro Manila | Rizal Ave., Manila | 23,998.20 | 25-Aug-20 |
| 3 | III | Bulacan | Paombong | 19,994.40 | 25-Aug-20 |
| 4 | NCR | Metro Manila | Pasay | 49,997.00 | 27-Aug-20 |
| 5 | NCR | Metro Manila | Caloocan | 49,999.70 | 28-Aug-20 |
| Sub-total | | | | 243,911.80 | |
| SEPTEMBER | | | | | |
| No. | REGION | PROVINCE | CITY/ MUNICIPALITY | AMOUNT OF ASSISTANCE | DATE RELEASED |
| 1 | III | Pangasinan | Binalonan | 49,983.92 | 11-Sep-20 |
| 2 | III | Cagayan | Amulong | 19,977.96 | 13-Sep-20 |
| 3 | III | Cagayan | Sta.Ana | 19,977.96 | 13-Sep-20 |
| 4 | III | Cagayan | Appari | 19,977.96 | 13-Sep-20 |
| 5 | III | Cagayan | Tuao | 19,977.96 | 13-Sep-20 |
| 6 | III | Cagayan | Tuguegarao | 19,977.96 | 13-Sep-20 |
| 7 | III | Pangasinan | Dagupan | 49,967.70 | 18-Sep-20 |
| 8 | III | Pangasinan | Tayug | 49,979.70 | 22-Sep-20 |
| 9 | III | Bulacan | San Ildefonso | 19,992.00 | 28-Sep-20 |
| 10 | IVA | Batangas | Balete | 49,983.00 | 02-Sep-20 |
| 11 | IVA | Batangas | Mabini | 49,991.52 | 10-Sep-20 |
| 12 | IVA | Cavite | Trece Martires | 49,978.06 | 17-Sep-20 |
| 13 | IVA | Cavite | Tagaytay | 49,973.40 | 17-Sep-20 |
| 14 | IVA | Laguna | San Pedro | 49,975.40 | 21-Sep-20 |
| 15 | IVA | Batangas | Rosario | 49,992.32 | 21-Sep-20 |
| 16 | IVA | Cavite | GMA | 19,949.62 | 25-Sep-20 |
| 17 | NCR | Metro Manila | Paranaque | 49,992.92 | 10-Sep-20 |
| 18 | NCR | Metro Manila | Makati City | 49,962.00 | 16-Sep-20 |
| 19 | NCR | Metro Manila | Manila | 49,993.00 | 17-Sep-20 |
| 20 | NCR | Metro Manila | Caloocan | 49,979.30 | 18-Sep-20 |
| 21 | NCR | Metro Manila | Q.C. | 19,988.20 | 18-Sep-20 |
| 22 | NCR | Metro Manila | Q.C. | 49,935.60 | 22-Sep-20 |
| 23 | NCR | Metro Manila | Taguig | 49,981.50 | 28-Sep-20 |
| 24 | V | Sorsogon | Barcelona | 49,955.80 | 24-Sep-20 |
| 25 | VIII | Capiz | Jamindan | 49,958.30 | 21-Sep-20 |
| Sub-total | | | | 1,009,403.10 | |
| Grand Total | | | | 1,253,314.90 | |

Annex D List of Recipients of the Financial Assistance for Medicines or Medicines Assistance through Branch Offices (MATBO)

| REGION | PROVINCE | Number of City/Municipality | AMOUNT OF ASSISTANCE |
|-----------------------|------------------|------------------------------------|-----------------------------|
| Second quarter | | | |
| | | 16 | 800,000.00 |
| Third quarter | | | |
| 8 | Samar | 1 | 50,000.00 |
| 5 | Camarines Sur | 1 | 50,000.00 |
| 12 | South Cotabato | 1 | 50,000.00 |
| ARMM | Basilan | 1 | 50,000.00 |
| IV-A | Cavite | 1 | 100,000.00 |
| Sub-total | | 5 | 300,000.00 |
| Fourth Quarter | | | |
| I | Pangasinan | 5 | 230000 |
| | Ilocos Norte | 2 | 100000 |
| | Ilocos Sur | 1 | 50000 |
| II | Cagayan | 5 | 190000 |
| | Isabela | 1 | 50000 |
| | Nueva Viscaya | 2 | 100000 |
| III | Nueva Ecija | 6 | 270000 |
| IV A | Batangas | 4 | 130000 |
| | Cavite | 3 | 60000 |
| | Laguna | 2 | 80000 |
| | Quezon | 1 | 50000 |
| IV B | | 0 | 0 |
| V | Camarines Norte | 1 | 50000 |
| | Camarines Sur | 20 | 1000000 |
| | Masbate | 1 | 50000 |
| VI | Capiz | 2 | 80000 |
| VII | Cebu | 20 | 740000 |
| VIII | Northern Samar | 1 | 50000 |
| | Leyte | 1 | 50000 |
| | Samar | 3 | 150000 |
| IX | | 0 | 0 |
| X | Misamis Oriental | 24 | 1180000 |
| XI | Davao De Oro | 1 | 50000 |
| XII | | 0 | 0 |
| XIII | Agusan del Sur | 2 | 100000 |

| | | | |
|--------------------|---------|------------|------------------|
| CAR | Benguet | 1 | 50000 |
| Subtotal | | 104 | 4860000 |
| Grand Total | | 125 | 5,960,000 |

Annex E List of Recipient LGUs for Lotto Shares 2020

| NCR | | | |
|--------------|---------------|------------|---------------------------------------|
| Voucher # | AMOUNT | UNRELEASED | PAYEE/PATIENTS |
| CF2101005335 | 2,671,821.58 | ON HAND | THE CITY TREASURER - PASAY |
| CF2101005334 | 12,566,560.92 | ON HAND | THE CITY TREASURER - QUEZON CITY |
| CF2101005332 | 2,524,291.34 | ON HAND | THE CITY TREASURER - TAGUIG |
| CF2101005328 | 251,571.68 | ON HAND | THE MUNICIPAL TREASURER - PATEROS |
| | 18,014,245.52 | | |
| | | | |
| Voucher # | AMOUNT | RELEASED | PAYEE/PATIENTS |
| CF2006001681 | 2,025,985.46 | 10/16/20 | THE CITY TREASURER - CALOOCAN CITY |
| CF2006001680 | 1,310,119.57 | 10/23/20 | THE CITY TREASURER - LAS PIÑAS |
| CF2006001678 | 1,345,917.15 | 09/11/20 | THE CITY TREASURER - MAKATI |
| CF2006001677 | 542,157.61 | 10/09/20 | THE CITY TREASURER - MALABON |
| CF2006001676 | 1,358,333.80 | 09/14/20 | THE CITY TREASURER - MANDALUYONG CITY |
| CF2006001679 | 4,303,450.72 | 10/15/20 | THE CITY TREASURER - MANILA |
| CF2006001675 | 1,082,587.68 | 09/15/20 | THE CITY TREASURER - MARIKINA CITY |
| CF2006001674 | 740,154.85 | 10/29/20 | THE CITY TREASURER - MUNTINLUPA |
| CF2006001673 | 368,519.89 | 10/14/20 | THE CITY TREASURER - NAVOTAS |
| CF2006001672 | 1,868,028.66 | 10/19/20 | THE CITY TREASURER - PARAÑAQUE |
| CF2006001670 | 1,518,906.46 | 10/14/20 | THE CITY TREASURER - PASAY |
| CF2006001671 | 1,581,701.18 | 10/02/20 | THE CITY TREASURER - PASIG CITY |
| CF2006001669 | 7,110,909.06 | 10/15/20 | THE CITY TREASURER - QUEZON CITY |
| CF2006001668 | 438,356.79 | 10/02/20 | THE CITY TREASURER - SAN JUAN CITY |
| CF2006001667 | 1,373,116.27 | 01/07/21 | THE CITY TREASURER - TAGUIG |
| CF2006001666 | 1,175,648.96 | 09/11/20 | THE CITY TREASURER - VALENZUELA |
| CF2006001661 | 156,946.03 | 10/14/20 | THE MUNICIPAL TREASURER - PATEROS |
| | 28,300,840.14 | | |
| | | | |
| CF2101005343 | 2,368,917.65 | 02/05/21 | THE CITY TREASURER - MAKATI |
| CF2101005344 | 7,472,111.43 | 02/01/21 | THE CITY TREASURER - MANILA |
| CF2101005345 | 2,431,033.08 | 02/02/21 | THE CITY TREASURER - LAS PIÑAS |
| CF2101005339 | 1,355,864.06 | 01/28/21 | THE CITY TREASURER - MUNTINLUPA |
| CF2101005346 | 3,804,674.29 | 02/05/21 | THE CITY TREASURER - CALOOCAN CITY |
| CF2101005331 | 2,167,613.05 | 02/05/21 | THE CITY TREASURER - VALENZUELA |

| CF2101005333 | 767,926.68 | 02/05/21 | THE CITY TREASURER - SAN JUAN CITY |
|------------------------------------|---------------|----------|--|
| CF2101005338 | 721,500.70 | 02/08/21 | THE CITY TREASURER - NAVOTAS |
| CF2101005340 | 1,965,093.50 | 02/08/21 | THE CITY TREASURER - MARIKINA CITY |
| CF2101005341 | 2,308,968.26 | 02/08/21 | THE CITY TREASURER - MANDALUYONG CITY |
| CF2101005336 | 2,787,696.10 | 02/09/21 | THE CITY TREASURER - PASIG CITY |
| CF2101005337 | 3,313,790.57 | 02/10/21 | THE CITY TREASURER - PARAÑAQUE |
| CF2101005342 | 978,131.54 | 02/10/21 | THE CITY TREASURER - MALABON |
| | 32,443,320.91 | | |
| BRANCH LGU FOR LOTTO SHARES | | | |
| Voucher # | Amount | | PAYEE/PATIENTS |
| | | | |
| CF2012004751 | 156.56 | | THE TREASURER - MUNICIPALITY OF SOMINOT, ZAMBOANGA DEL SUR |
| CF2012004752 | 3,618.11 | | THE TREASURER - MUNICIPALITY OF SAN PABLO, ZAMBOANGA DEL SUR |
| CF2012004753 | 4,006.63 | | THE TREASURER - MUNICIPALITY OF SAN MIGUEL, ZAMBOANGA DEL SUR |
| CF2012004754 | 4,351.20 | | THE TREASURER - MUNICIPALITY OF RAMON MAGSAYSAY, ZAMBOANGA DEL SUR |
| CF2012004755 | 4,651.96 | | THE TREASURER - MUNICIPALITY OF PITOGO, ZAMBOANGA DEL SUR |
| CF2012004756 | 29,447.48 | | THE TREASURER - MUNICIPALITY OF MOLAVE, ZAMBOANGA DEL SUR |
| CF2012004757 | 6,213.54 | | THE TREASURER - MUNICIPALITY OF MARGOSATUBIG, ZAMBOANGA DEL SUR |
| CF2012004758 | 7,016.31 | | THE TREASURER - MUNICIPALITY OF MAHAYAG, ZAMBOANGA DEL SUR |
| CF2012004759 | 3,963.56 | | THE TREASURER - MUNICIPALITY OF LAPUYAN, ZAMBOANGA DEL SUR |
| CF2012004760 | 11,535.09 | | THE TREASURER - MUNICIPALITY OF LABANGAN, ZAMBOANGA DEL SUR |
| CF2012004761 | 11,541.26 | | THE TREASURER - MUNICIPALITY OF KUMALARANG, ZAMBOANGA DEL SUR |
| CF2012004762 | 1,192.76 | | THE TREASURER - MUNICIPALITY OF JOSEFINA, ZAMBOANGA DEL SUR |
| CF2012004763 | 9,245.71 | | THE TREASURER - MUNICIPALITY OF GUIPOS, ZAMBOANGA DEL SUR |
| CF2012004764 | 13,720.39 | | THE TREASURER - MUNICIPALITY OF DUMALINAO, ZAMBOANGA DEL SUR |
| CF2012004765 | 12,071.49 | | THE TREASURER - MUNICIPALITY OF DINAS, ZAMBOANGA DEL SUR |
| CF2012004766 | 4,077.63 | | THE TREASURER - MUNICIPALITY OF DIMATALING, ZAMBOANGA DEL SUR |
| CF2012004767 | 10,365.26 | | THE TREASURER - MUNICIPALITY OF BAYOG, ZAMBOANGA DEL SUR |
| CF2012004768 | 22,744.13 | | THE TREASURER - MUNICIPALITY OF AURORA, ZAMBOANGA DEL SUR |

| | | | |
|--------------|-----------|--|--|
| CF2012004769 | 3,746.88 | | THE TREASURER - MUNICIPALITY OF TAMPILISAN, ZAMBOANGA DEL NORTE |
| CF2012004770 | 10,969.58 | | THE TREASURER - MUNICIPALITY OF SIOCON, ZAMBOANGA DEL NORTE |
| CF2012004771 | 12,974.66 | | THE TREASURER - MUNICIPALITY OF SINDANGAN, ZAMBOANGA DEL NORTE |
| CF2012004772 | 886.12 | | THE TREASURER - MUNICIPALITY OF SIBUTAD, ZAMBOANGA DEL NORTE |
| CF2012004773 | 2,139.73 | | THE TREASURER - MUNICIPALITY OF SERGIO OSMEÑA SR., ZAMBOANGA DEL NORTE |
| CF2012004774 | 3,246.20 | | THE TREASURER - MUNICIPALITY OF SALUG, ZAMBOANGA DEL NORTE |
| CF2012004775 | 4,276.08 | | THE TREASURER - MUNICIPALITY OF RIZAL, ZAMBOANGA DEL NORTE |
| CF2012004776 | 6,032.59 | | THE TREASURER - MUNICIPALITY OF PRESIDENT MANUEL A. ROXAS, ZAMBOANGA DEL NORTE |
| CF2012004777 | 6,837.12 | | THE TREASURER - MUNICIPALITY OF POLANCO, ZAMBOANGA DEL NORTE |
| CF2012004778 | 9,651.58 | | THE TREASURER - MUNICIPALITY OF PIÁ'AN, ZAMBOANGA DEL NORTE |
| CF2012004779 | 3,047.31 | | THE TREASURER - MUNICIPALITY OF MUTIA, ZAMBOANGA DEL NORTE |
| CF2012004780 | 3,133.16 | | THE TREASURER - MUNICIPALITY OF MANUKAN, ZAMBOANGA DEL NORTE |
| CF2012004781 | 5,770.04 | | THE TREASURER - MUNICIPALITY OF LILOY, ZAMBOANGA DEL NORTE |
| CF2012004782 | 7,160.96 | | THE TREASURER - MUNICIPALITY OF LABASON, ZAMBOANGA DEL NORTE |
| CF2012004783 | 1,542.32 | | THE TREASURER - MUNICIPALITY OF LA LIBERTAD, ZAMBOANGA DEL NORTE |
| CF2012004784 | 5,840.31 | | THE TREASURER - MUNICIPALITY OF KATIPUNAN, ZAMBOANGA DEL NORTE |
| CF2012004785 | 5,713.74 | | THE TREASURER - MUNICIPALITY OF JOSE DALMAN (PONOT), ZAMBOANGA DEL NORTE |
| CF2012004786 | 44,312.27 | | THE TREASURER - MUNICIPALITY OF BONGAO, TAWI-TAWI |
| CF2012004787 | 69,698.87 | | THE TREASURER - MUNICIPALITY OF JOLO, SULU |
| CF2012004788 | 17,206.20 | | THE TREASURER - MUNICIPALITY OF INITAO, MISAMIS ORIENTAL |
| CF2012004789 | 5,687.19 | | THE TREASURER - PROVINCE OF SURIGAO DEL SUR |
| CF2012004790 | 14,144.99 | | THE TREASURER - PROVINCE OF SURIGAO DEL NORTE |
| CF2012004791 | 1,325.88 | | THE TREASURER - PROVINCE OF DINAGAT ISLANDS |
| CF2012004792 | 23,984.11 | | THE TREASURER - PROVINCE OF AGUSAN DEL SUR |
| CF2012004793 | | | THE TREASURER - PROVINCE OF AGUSAN |

| | | | |
|--------------|------------|--|---|
| | 9,003.69 | | DEL NORTE |
| CF2012004794 | 26,756.35 | | THE TREASURER - PROVINCE OF SULTAN KUDARAT |
| CF2012004795 | 66,638.28 | | THE TREASURER - PROVINCE OF SOUTH COTABATO |
| CF2012004796 | 8,585.09 | | THE TREASURER - PROVINCE OF SARANGANI |
| CF2012004797 | 30,586.17 | | THE TREASURER - PROVINCE OF NORTH COTABATO |
| CF2012004798 | 2,822.81 | | THE TREASURER - PROVINCE OF MAGUINDANAO |
| CF2012004799 | 9,263.82 | | THE TREASURER - PROVINCE OF DAVAO ORIENTAL |
| CF2012004800 | 7,761.89 | | THE TREASURER - PROVINCE OF DAVAO OCCIDENTAL |
| CF2012004801 | 8,230.00 | | PROVINCIAL GOVERNMENT OF DAVAO DEL SUR |
| CF2012004802 | 31,104.32 | | THE TREASURER - PROVINCE OF DAVAO DEL NORTE |
| CF2012004803 | 22,929.18 | | THE TREASURER - PROVINCE OF DAVAO DE ORO |
| CF2012004804 | 25,887.64 | | THE TREASURER - PROVINCE OF MISAMIS ORIENTAL |
| CF2012004805 | 38,115.45 | | THE TREASURER - PROVINCE OF MISAMIS OCCIDENTAL |
| CF2012004806 | 11,453.01 | | THE TREASURER - PROVINCE OF LANA O DEL SUR |
| CF2012004807 | 63,757.72 | | THE TREASURER - PROVINCE OF LANA O DEL NORTE |
| CF2012004808 | 30,195.98 | | THE TREASURER - PROVINCE OF BUKIDNON |
| CF2012004809 | 193,510.27 | | THE TREASURER - PROVINCE OF ZAMBOANGA SIBUGAY |
| CF2012004810 | 72,969.51 | | THE TREASURER - PROVINCE OF ZAMBOANGA DEL SUR |
| CF2012004811 | 37,187.35 | | THE TREASURER - PROVINCE OF ZAMBOANGA DEL NORTE |
| CF2012004812 | 17,724.91 | | THE TREASURER - PROVINCE OF TAWI-TAWI |
| CF2012004813 | 27,879.55 | | THE TREASURER - PROVINCE OF SULU |
| CF2012004728 | 739.56 | | THE TREASURER - MUNICIPALITY OF MALIMONO, SURIGAO DEL NORTE |
| CF2012004689 | 2,031.39 | | THE TREASURER - MUNICIPALITY OF TALISAYAN, MISAMIS ORIENTAL |
| CF2012004690 | 6,468.88 | | THE TREASURER - MUNICIPALITY OF TAGOLOAN, MISAMIS ORIENTAL |
| CF2012004691 | 602.85 | | THE TREASURER - MUNICIPALITY OF SUGBUNCOGON, MISAMIS ORIENTAL |
| CF2012004692 | 1,957.31 | | THE TREASURER - MUNICIPALITY OF SALAY, MISAMIS ORIENTAL |
| CF2012004693 | | | THE TREASURER - MUNICIPALITY OF OPOL, |

| | | | |
|--------------|-----------|--|--|
| | 6,798.60 | | MISAMIS ORIENTAL |
| CF2012004694 | 2,941.47 | | THE TREASURER - MUNICIPALITY OF NAAWAN, MISAMIS ORIENTAL |
| CF2012004695 | 3,692.49 | | THE TREASURER - MUNICIPALITY OF MEDINA, MISAMIS ORIENTAL |
| CF2012004696 | 4,629.47 | | THE TREASURER - MUNICIPALITY OF MANTICAO, MISAMIS ORIENTAL |
| CF2012004697 | 5,549.54 | | THE TREASURER - MUNICIPALITY OF LUGAIT, MISAMIS ORIENTAL |
| CF2012004698 | 3,720.42 | | THE TREASURER - MUNICIPALITY OF LAGUINDINGAN, MISAMIS ORIENTAL |
| CF2012004699 | 723.68 | | THE TREASURER - MUNICIPALITY OF LAGONGLONG, MISAMIS ORIENTAL |
| CF2012004700 | 5,681.55 | | THE TREASURER - MUNICIPALITY OF JASAAN, MISAMIS ORIENTAL |
| CF2012004701 | 2,480.04 | | THE TREASURER - MUNICIPALITY OF INITAO, MISAMIS ORIENTAL |
| CF2012004702 | 894.50 | | THE TREASURER - MUNICIPALITY OF CLAVERIA, MISAMIS ORIENTAL |
| CF2012004703 | 3,105.52 | | THE TREASURER - MUNICIPALITY OF BALINGOAN, MISAMIS ORIENTAL |
| CF2012004704 | 8,860.72 | | THE TREASURER - MUNICIPALITY OF BALINGASAG, MISAMIS ORIENTAL |
| CF2012004705 | 15,643.30 | | THE TREASURER - MUNICIPALITY OF TUDELA, MISAMIS OCCIDENTAL |
| CF2012004706 | 1,572.46 | | THE TREASURER - MUNICIPALITY OF SINACABAN, MISAMIS OCCIDENTAL |
| CF2012004707 | 5,696.40 | | THE TREASURER - MUNICIPALITY OF SAPANG DALAGA, MISAMIS OCCIDENTAL |
| CF2012004708 | 8,175.11 | | THE TREASURER - MUNICIPALITY OF PLARIDEL, MISAMIS OCCIDENTAL |
| CF2012004709 | 1,565.70 | | THE TREASURER - MUNICIPALITY OF PANAON, MISAMIS OCCIDENTAL |
| CF2012004710 | 914.63 | | THE TREASURER - MUNICIPALITY OF LOPEZ JAENA, MISAMIS OCCIDENTAL |
| CF2012004711 | 22,137.76 | | THE TREASURER - MUNICIPALITY OF JIMENEZ, MISAMIS OCCIDENTAL |
| CF2012004712 | 15,629.92 | | THE TREASURER - MUNICIPALITY OF CLARIN, MISAMIS OCCIDENTAL |
| CF2012004713 | 19,133.08 | | THE TREASURER - MUNICIPALITY OF CALAMBA, MISAMIS OCCIDENTAL |
| CF2012004714 | 4,820.28 | | THE TREASURER - MUNICIPALITY OF ALORAN, MISAMIS OCCIDENTAL |
| CF2012004715 | 28,632.51 | | THE TREASURER - MUNICIPALITY OF WAO, LANA DEL SUR |
| CF2012004716 | 32,926.24 | | THE TREASURER - MUNICIPALITY OF TUBOD, LANA DEL NORTE |
| CF2012004717 | 16,886.18 | | THE TREASURER - MUNICIPALITY OF LALA, LANA DEL NORTE |
| CF2012004718 | 442.47 | | THE TREASURER - MUNICIPALITY OF SULTAN NAGA DIMAPORO, LANA DEL NORTE |

| | | | |
|--------------|--------------|--|--|
| CF2012004719 | 25,265.77 | | THE TREASURER - MUNICIPALITY OF MAIGO, LANA DEL NORTE |
| CF2012004720 | 21,091.71 | | THE TREASURER - MUNICIPALITY OF LINAMON, LANA DEL NORTE |
| CF2012004721 | 2,984.25 | | THE TREASURER - MUNICIPALITY OF SALVADOR, LANA DEL NORTE |
| CF2012004722 | 21,594.30 | | THE TREASURER - MUNICIPALITY OF KOLAMBUGAN, LANA DEL NORTE |
| CF2012004723 | 4,692.68 | | THE TREASURER - MUNICIPALITY OF KAUSWAGAN, LANA DEL NORTE |
| CF2012004724 | 11,845.41 | | THE TREASURER - MUNICIPALITY OF KAPATAGAN, LANA DEL NORTE |
| CF2012004725 | 9,730.22 | | THE TREASURER - MUNICIPALITY OF BAROY, LANA DEL NORTE |
| CF2012004726 | 11,935.08 | | THE TREASURER - MUNICIPALITY OF BACOLOD, LANA DEL NORTE |
| CF2012004847 | 1,400,143.98 | | THE TREASURER - DAVAO CITY, DAVAO DEL SUR |
| CF2012004848 | 325,920.61 | | THE TREASURER - CAGAYAN DE ORO CITY, MISAMIS ORIENTAL |
| CF2012004849 | 564,838.39 | | THE TREASURER - ILIGAN CITY, LANA DEL NORTE |
| CF2012004850 | 487,963.56 | | THE TREASURER - ZAMBOANGA CITY, ZAMBOANGA DEL SUR |
| CF2012004551 | 1,086.04 | | THE TREASURER - MUNICIPALITY OF TAGO, SURIGAO DEL SUR |
| CF2012004552 | 3,361.16 | | THE TREASURER - MUNICIPALITY OF TAGBINA, SURIGAO DEL SUR |
| CF2012004553 | 2,825.93 | | THE TREASURER - MUNICIPALITY OF LIANGA, SURIGAO DEL SUR |
| CF2012004554 | 2,641.00 | | THE TREASURER - MUNICIPALITY OF HINATUAN, SURIGAO DEL SUR |
| CF2012004555 | 333.98 | | THE TREASURER - MUNICIPALITY OF CORTES, SURIGAO DEL SUR |
| CF2012004556 | 672.97 | | THE TREASURER - MUNICIPALITY OF CARMEN, SURIGAO DEL SUR |
| CF2012004557 | 3,296.92 | | THE TREASURER - MUNICIPALITY OF BAROBO, SURIGAO DEL SUR |
| CF2012004558 | 1,097.94 | | THE TREASURER - MUNICIPALITY OF TUBOD, SURIGAO DEL NORTE |
| CF2012004559 | 919.04 | | THE TREASURER - MUNICIPALITY OF SISON, SURIGAO DEL NORTE |
| CF2012004560 | 1,506.60 | | THE TREASURER - MUNICIPALITY OF SANTA MONICA, SURIGAO DEL NORTE |
| CF2012004561 | 944.18 | | THE TREASURER - MUNICIPALITY OF SAN FRANCISCO, SURIGAO DEL NORTE |
| CF2012004562 | 9,851.35 | | THE TREASURER - MUNICIPALITY OF PLACER, SURIGAO DEL NORTE |
| CF2012004563 | 2,794.76 | | THE TREASURER - MUNICIPALITY OF MAINIT, SURIGAO DEL NORTE |
| CF2012004564 | 1,303.60 | | THE TREASURER - MUNICIPALITY OF GIGAQUIT, SURIGAO DEL NORTE |

| | | | |
|--------------|------------|--|---|
| CF2012004565 | 929.33 | | THE TREASURER - MUNICIPALITY OF DEL CARMEN, SURIGAO DEL NORTE |
| CF2012004566 | 8,458.09 | | THE TREASURER - MUNICIPALITY OF DAPA, SURIGAO DEL NORTE |
| CF2012004567 | 1,610.53 | | THE TREASURER - MUNICIPALITY OF BACUAG, SURIGAO DEL NORTE |
| CF2012004568 | 284.89 | | THE TREASURER - MUNICIPALITY OF ALEGRIA, SURIGAO DEL NORTE |
| CF2012004569 | 3,307.06 | | THE TREASURER - MUNICIPALITY OF SAN JOSE, DINAGAT ISLANDS |
| CF2012004570 | 7.64 | | THE TREASURER - MUNICIPALITY OF DINAGAT, DINAGAT ISLANDS |
| CF2012004571 | 10,859.04 | | THE TREASURER - MUNICIPALITY OF TRENTO, AGUSAN DEL SUR |
| CF2012004572 | 4,600.81 | | THE TREASURER - MUNICIPALITY OF TALACOGON, AGUSAN DEL SUR |
| CF2012004573 | 1,939.37 | | THE TREASURER - MUNICIPALITY OF SIBAGAT, AGUSAN DEL SUR |
| CF2012004585 | 16,727.72 | | THE TREASURER - TANDAG CITY, SURIGAO DEL SUR |
| CF2012004586 | 26,612.29 | | THE TREASURER - BISLIG CITY, SURIGAO DEL SUR |
| CF2012004587 | 58,951.85 | | THE TREASURER - SURIGAO CITY, SURIGAO DEL NORTE |
| CF2012004588 | 24,611.48 | | THE TREASURER - BAYUGAN CITY, AGUSAN DEL SUR |
| CF2012004589 | 21,016.15 | | THE TREASURER - CABADBARAN CITY, AGUSAN DEL NORTE |
| CF2012004590 | 160,709.22 | | THE TREASURER - BUTUAN CITY, AGUSAN DEL NORTE |
| CF2012004591 | 44,496.75 | | THE TREASURER - TACURONG CITY, SULTAN KUDARAT |
| CF2012004592 | 159,148.67 | | THE TREASURER - KORONADAL CITY, SOUTH COTABATO |
| CF2012004593 | 63,021.99 | | THE TREASURER - KIDAPAWAN CITY, NORTH COTABATO |
| CF2012004594 | 69,879.83 | | THE TREASURER - COTABATO CITY, MAGUINDANAO |
| CF2012004595 | 25,564.92 | | THE TREASURER - MATI CITY, DAVAO ORIENTAL |
| CF2012004596 | 53,590.32 | | THE TREASURER - DIGOS CITY, DAVAO DEL SUR |
| CF2012004597 | 106,422.56 | | THE TREASURER - PANABO CITY, DAVAO DEL NORTE |
| CF2012004598 | 24,502.70 | | THE TREASURER - ISLAND GARDEN CITY OF SAMAL, DAVAO DEL NORTE |
| CF2012004599 | 18,404.40 | | THE TREASURER - GINGOOG CITY, MISAMIS ORIENTAL |
| CF2012004600 | 5,345.21 | | THE TREASURER - EL SALVADOR CITY, MISAMIS ORIENTAL |
| CF2012004601 | 27,976.31 | | THE TREASURER - TANGUB CITY, MISAMIS OCCIDENTAL |

| | | | |
|--------------|------------|--|---|
| CF2012004602 | 90,071.46 | | THE TREASURER - OZAMIS CITY, MISAMIS OCCIDENTAL |
| CF2012004603 | 55,987.60 | | THE TREASURER - OROQUIETA CITY, MISAMIS OCCIDENTAL |
| CF2012004604 | 38,522.97 | | THE TREASURER - VALENCIA CITY, BUKIDNON |
| CF2012004605 | 40,239.63 | | THE TREASURER - MALAYBALAY CITY, BUKIDNON |
| CF2012004606 | 18,943.45 | | THE TREASURER - DAPITAN CITY, ZAMBOANGA DEL NORTE |
| CF2012004607 | 123,684.62 | | THE TREASURER - DIPOLOG CITY, ZAMBOANGA DEL NORTE |
| CF2012004608 | 8,153.65 | | THE TREASURER - LAMITAN CITY, BASILAN |
| CF2012004609 | 21,535.94 | | THE TREASURER - ISABELA CITY, BASILAN |
| CF2012004644 | 2,693.78 | | THE TREASURER - MUNICIPALITY OF SANTA JOSEFA, AGUSAN DEL SUR |
| CF2012004645 | 25,778.36 | | THE TREASURER - MUNICIPALITY OF SAN FRANCISCO, AGUSAN DEL SUR |
| CF2012004646 | 523.61 | | THE TREASURER - MUNICIPALITY OF ROSARIO, AGUSAN DEL SUR |
| CF2012004647 | 11,233.59 | | THE TREASURER - MUNICIPALITY OF PROSPERIDAD, AGUSAN DEL SUR |
| CF2012004648 | 957.71 | | THE TREASURER - MUNICIPALITY OF LORETO, AGUSAN DEL SUR |
| CF2012004649 | 1,374.01 | | THE TREASURER - MUNICIPALITY OF ESPERANZA, AGUSAN DEL SUR |
| CF2012004650 | 768.22 | | THE TREASURER - MUNICIPALITY OF TUBAY, AGUSAN DEL NORTE |
| CF2012004651 | 1,435.01 | | THE TREASURER - MUNICIPALITY OF SANTIAGO, AGUSAN DEL NORTE |
| CF2012004652 | 1,175.85 | | THE TREASURER - MUNICIPALITY OF REMEDIOS T. ROMUALDEZ, AGUSAN DEL NORTE |
| CF2012004653 | 5,169.99 | | THE TREASURER - MUNICIPALITY OF NASIPIT, AGUSAN DEL NORTE |
| CF2012004654 | 2,661.44 | | THE TREASURER - MUNICIPALITY OF MAGALLANES, AGUSAN DEL NORTE |
| CF2012004655 | 3,326.90 | | THE TREASURER - MUNICIPALITY OF KITCHARAO, AGUSAN DEL NORTE |
| CF2012004656 | 1,045.76 | | THE TREASURER - MUNICIPALITY OF CARMEN, AGUSAN DEL NORTE |
| CF2012004657 | 6,926.05 | | THE TREASURER - MUNICIPALITY OF BUENAVISTA, AGUSAN DEL NORTE |
| CF2012004658 | 6,879.16 | | THE TREASURER - MUNICIPALITY OF LEBAK, SULTAN KUDARAT |
| CF2012004659 | 4,207.73 | | THE TREASURER - MUNICIPALITY OF KALAMANSIG, SULTAN KUDARAT |
| CF2012004660 | 46,106.26 | | THE TREASURER - MUNICIPALITY OF ISULAN, SULTAN KUDARAT |
| CF2012004661 | 5,669.20 | | THE TREASURER - MUNICIPALITY OF ESPERANZA, SULTAN KUDARAT |
| CF2012004662 | 4,028.54 | | THE TREASURER - MUNICIPALITY OF |

| | | |
|--------------|------------|---|
| | | BAGUMBAYAN, SULTAN KUDARAT |
| CF2012004663 | 17,030.83 | THE TREASURER - MUNICIPALITY OF TUPI, SOUTH COTABATO |
| CF2012004664 | 4,991.97 | THE TREASURER - MUNICIPALITY OF T'BOLI, SOUTH COTABATO |
| CF2012004665 | 2,796.68 | THE TREASURER - MUNICIPALITY OF TANTANGAN, SOUTH COTABATO |
| CF2012004666 | 9,498.85 | THE TREASURER - MUNICIPALITY OF TAMPAKAN, SOUTH COTABATO |
| CF2012004667 | 31,090.65 | THE TREASURER - MUNICIPALITY OF SURALLAH, SOUTH COTABATO |
| CF2012004668 | 10,606.34 | THE TREASURER - MUNICIPALITY OF SANTO NIÃ'O, SOUTH COTABATO |
| CF2012004669 | 54,613.59 | THE TREASURER - MUNICIPALITY OF POLOMOLOK, SOUTH COTABATO |
| CF2012004670 | 19,292.57 | THE TREASURER - MUNICIPALITY OF NORALA, SOUTH COTABATO |
| CF2012004671 | 16,674.21 | THE TREASURER - MUNICIPALITY OF BANGA, SOUTH COTABATO |
| CF2012004672 | 6,189.73 | THE TREASURER - MUNICIPALITY OF MAASIM, SARANGANI |
| CF2012004673 | 4,692.83 | THE TREASURER - MUNICIPALITY OF KIAMBA, SARANGANI |
| CF2012004674 | 4,066.31 | THE TREASURER - MUNICIPALITY OF GLAN, SARANGANI |
| CF2012004675 | 6,513.86 | THE TREASURER - MUNICIPALITY OF ALABEL, SARANGANI |
| CF2012004676 | 2,114.60 | THE TREASURER - MUNICIPALITY OF PRESIDENT ROXAS, NORTH COTABATO |
| CF2012004677 | 8,071.04 | THE TREASURER - MUNICIPALITY OF PIGCAWAYAN, NORTH COTABATO |
| CF2012004678 | 10,939.45 | THE TREASURER - MUNICIPALITY OF M'LANG, NORTH COTABATO |
| CF2012004679 | 22,273.15 | THE TREASURER - MUNICIPALITY OF MIDSAYAP, NORTH COTABATO |
| CF2012004680 | 6,960.01 | THE TREASURER - MUNICIPALITY OF MAKILALA, NORTH COTABATO |
| CF2012004681 | 88,167.66 | PROVINCIAL TREASURER OF SQUIJOR |
| CF2012004682 | 158,325.64 | PROVINCIAL TREASURER OF SAMAR |
| CF2012004683 | 171,339.97 | PROVINCIAL TREASURER OF NEGROS ORIENTAL |
| CF2012004684 | 95,280.75 | PROVINCIAL TREASURER OF NEGROS OCCIDENTAL |
| CF2012004685 | 12,306.25 | PROVINCIAL TREASURER OF GUIMARAS |
| CF2012004686 | 126,734.40 | PROVINCIAL TREASURER OF CAPIZ |
| CF2012004687 | 7,804.52 | THE TREASURER - MUNICIPALITY OF LIBUNGAN, NORTH COTABATO |
| CF2012004922 | 10,665.59 | THE TREASURER - MUNICIPALITY OF KABACAN, NORTH COTABATO |
| CF2012004923 | 1,321.38 | THE TREASURER - MUNICIPALITY OF BANISILAN, NORTH COTABATO |

| | | | |
|--------------|-----------|--|--|
| CF2012004924 | 1,154.54 | | THE TREASURER - MUNICIPALITY OF ARAKAN, NORTH COTABATO |
| CF2012004925 | 4,006.63 | | THE TREASURER - MUNICIPALITY OF ANTIPAS, NORTH COTABATO |
| CF2012004926 | 1,154.54 | | THE TREASURER - MUNICIPALITY OF ALAMADA, NORTH COTABATO |
| CF2012004927 | 7,057.03 | | THE TREASURER - MUNICIPALITY OF DATU ODIN SINSUAT, MAGUINDANAO |
| CF2012004928 | 2,723.47 | | THE TREASURER - MUNICIPALITY OF SAN ISIDRO, DAVAO ORIENTAL |
| CF2012004929 | 11,690.76 | | THE TREASURER - MUNICIPALITY OF LUPON, DAVAO ORIENTAL |
| CF2012004930 | 3,741.44 | | THE TREASURER - MUNICIPALITY OF GOVERNOR GENEROSO, DAVAO ORIENTAL |
| CF2012004931 | 3,071.86 | | THE TREASURER - MUNICIPALITY OF CATEEL, DAVAO ORIENTAL |
| CF2012004932 | 246.81 | | THE TREASURER - MUNICIPALITY OF BANAYBANAY, DAVAO ORIENTAL |
| CF2012004933 | 1,685.21 | | THE TREASURER - MUNICIPALITY OF BAGANGA, DAVAO ORIENTAL |
| CF2012004934 | 7,489.36 | | THE TREASURER - MUNICIPALITY OF SANTA MARIA, DAVAO OCCIDENTAL |
| CF2012004935 | 10,525.49 | | THE TREASURER - MUNICIPALITY OF MALITA, DAVAO OCCIDENTAL |
| CF2012004936 | 1,389.89 | | THE TREASURER - MUNICIPALITY OF JOSE ABAD SANTOS, DAVAO OCCIDENTAL |
| CF2012004937 | 2,884.88 | | THE TREASURER - MUNICIPALITY OF SULOP, DAVAO DEL SUR |
| CF2012004938 | 4,770.30 | | THE TREASURER - MUNICIPALITY OF PADADA, DAVAO DEL SUR |
| CF2012004939 | 1,659.34 | | LGU MATANAO |
| CF2012004940 | 1,758.12 | | THE TREASURER - MUNICIPALITY OF MALALAG, DAVAO DEL SUR |
| CF2012004941 | 837.02 | | THE TREASURER - MUNICIPALITY OF MAGSAYSAY, DAVAO DEL SUR |
| CF2012004942 | 744.26 | | THE TREASURER - MUNICIPALITY OF KIBLAWAN, DAVAO DEL SUR |
| CF2012004943 | 429.98 | | THE TREASURER - MUNICIPALITY OF HAGONoy, DAVAO DEL SUR |
| CF2012004944 | 7,491.12 | | THE TREASURER - MUNICIPALITY OF BANSALAN, DAVAO DEL SUR |
| CF2012004945 | 27,210.29 | | THE TREASURER - MUNICIPALITY OF SANTO TOMAS, DAVAO DEL NORTE |
| CF2012004946 | 13,329.81 | | THE TREASURER - MUNICIPALITY OF NEW CORELLA, DAVAO DEL NORTE |
| CF2012004947 | 17,066.70 | | THE TREASURER - MUNICIPALITY OF KAPALONG, DAVAO DEL NORTE |
| CF2012004948 | 18,469.52 | | THE TREASURER - MUNICIPALITY OF CARMEN, DAVAO DEL NORTE |
| CF2012004949 | 1,684.47 | | THE TREASURER - MUNICIPALITY OF BRAULIO E. DUJALI, DAVAO DEL NORTE |
| CF2012004950 | 3,768.93 | | THE TREASURER - MUNICIPALITY OF |

| | | |
|--------------|-----------|--|
| | | PANTUKAN, DAVAO DE ORO |
| CF2012004951 | 16,312.00 | THE TREASURER - MUNICIPALITY OF NABUNTURAN, DAVAO DE ORO |
| CF2012004952 | 4,431.76 | THE TREASURER - MUNICIPALITY OF MONTEVISTA, DAVAO DE ORO |
| CF2012004953 | 7,304.43 | THE TREASURER - MUNICIPALITY OF MONKAYO, DAVAO DE ORO |
| CF2012004954 | 4,914.80 | THE TREASURER - MUNICIPALITY OF MAWAB, DAVAO DE ORO |
| CF2012004955 | 5,012.55 | THE TREASURER - MUNICIPALITY OF MARAGUSAN, DAVAO DE ORO |
| CF2012004956 | 1,397.82 | THE TREASURER - MUNICIPALITY OF MACO, DAVAO DE ORO |
| CF2012004957 | 2,162.96 | THE TREASURER - MUNICIPALITY OF LAAK, DAVAO DE ORO |
| CF2012004958 | 12,017.69 | THE TREASURER - MUNICIPALITY OF COMPOSTELA, DAVAO DE ORO |
| CF2012004959 | 4,580.67 | THE TREASURER - MUNICIPALITY OF VILLANUEVA, MISAMIS ORIENTAL |
| CF2012004960 | 447.17 | THE TREASURER - MUNICIPALITY OF TALAKAG, BUKIDNON |
| CF2012004961 | 1,706.67 | THE TREASURER - MUNICIPALITY OF SUMILAO, BUKIDNON |
| CF2012004962 | 2,081.08 | THE TREASURER - MUNICIPALITY OF SAN FERNANDO, BUKIDNON |
| CF2012004963 | 8,953.92 | THE TREASURER - MUNICIPALITY OF QUEZON, BUKIDNON |
| CF2012004964 | 3,257.52 | THE TREASURER - MUNICIPALITY OF PANGANTUCAN, BUKIDNON |
| CF2012004965 | 13,990.58 | THE TREASURER - MUNICIPALITY OF MARAMAG, BUKIDNON |
| CF2012004966 | 17,558.86 | THE TREASURER - MUNICIPALITY OF MANOLO FORTICH, BUKIDNON |
| CF2012004967 | 307.82 | THE TREASURER - MUNICIPALITY OF MALITBOG, BUKIDNON |
| CF2012004968 | 1,289.78 | THE TREASURER - MUNICIPALITY OF LIBONA, BUKIDNON |
| CF2012004969 | 859.22 | THE TREASURER - MUNICIPALITY OF LANTAPAN, BUKIDNON |
| CF2012004970 | 1,520.86 | THE TREASURER - MUNICIPALITY OF KITAOTAO, BUKIDNON |
| CF2012004971 | 3,271.04 | THE TREASURER - MUNICIPALITY OF KIBAWA, BUKIDNON |
| CF2012004972 | 445.56 | THE TREASURER - MUNICIPALITY OF KALILANGAN, BUKIDNON |
| CF2012004973 | 127.01 | THE TREASURER - MUNICIPALITY OF KADINGILAN, BUKIDNON |
| CF2012004974 | 2,240.72 | THE TREASURER - MUNICIPALITY OF IMPASUGONG, BUKIDNON |
| CF2012004975 | 13,874.30 | THE TREASURER - MUNICIPALITY OF DON CARLOS, BUKIDNON |
| CF2012004976 | 1,249.94 | THE TREASURER - MUNICIPALITY OF |

| | | |
|--------------|------------|--|
| | | DANGCAGAN, BUKIDNON |
| CF2012004977 | 1,370.04 | THE TREASURER - MUNICIPALITY OF CABANGLASAN, BUKIDNON |
| CF2012004978 | 937.86 | THE TREASURER - MUNICIPALITY OF BAUNGON, BUKIDNON |
| CF2012004979 | 10,083.91 | THE TREASURER - MUNICIPALITY OF TUNGAWAN, ZAMBOANGA SIBUGAY |
| CF2012004980 | 26,759.73 | THE TREASURER - MUNICIPALITY OF TITAY, ZAMBOANGA SIBUGAY |
| CF2012004981 | 9,051.67 | THE TREASURER - MUNICIPALITY OF TALUSAN, ZAMBOANGA SIBUGAY |
| CF2012004982 | 17,100.22 | THE TREASURER - MUNICIPALITY OF SIAY, ZAMBOANGA SIBUGAY |
| CF2012004983 | 32,306.93 | THE TREASURER - MUNICIPALITY OF ROSELLER T. LIM, ZAMBOANGA SIBUGAY |
| CF2012004984 | 794.98 | THE TREASURER - MUNICIPALITY OF OLUTANGA, ZAMBOANGA SIBUGAY |
| CF2012004985 | 17,675.28 | THE TREASURER - MUNICIPALITY OF NAGA, ZAMBOANGA SIBUGAY |
| CF2012004986 | 12,289.20 | THE TREASURER - MUNICIPALITY OF MALANGAS, ZAMBOANGA SIBUGAY |
| CF2012004987 | 1,173.80 | THE TREASURER - MUNICIPALITY OF MABUHAY, ZAMBOANGA SIBUGAY |
| CF2012004988 | 53,237.08 | THE TREASURER - MUNICIPALITY OF KABASALAN, ZAMBOANGA SIBUGAY |
| CF2012004989 | 180,608.02 | THE TREASURER - MUNICIPALITY OF IPIL, ZAMBOANGA SIBUGAY |
| CF2012004990 | 51,377.09 | THE TREASURER - MUNICIPALITY OF IMELDA, ZAMBOANGA SIBUGAY |
| CF2012004991 | 31,510.48 | THE TREASURER - MUNICIPALITY OF DIPLAHAN, ZAMBOANGA SIBUGAY |
| CF2012004992 | 33,594.94 | THE TREASURER - MUNICIPALITY OF BUUG, ZAMBOANGA SIBUGAY |
| CF2012004993 | 6,212.37 | THE TREASURER - MUNICIPALITY OF ALICIA, ZAMBOANGA SIBUGAY |
| CF2012004994 | 297.23 | THE TREASURER - MUNICIPALITY OF VINCENZO A. SAGUN, ZAMBOANGA DEL SUR |
| CF2012004995 | 12,350.50 | THE TREASURER - MUNICIPALITY OF TUKURAN, ZAMBOANGA DEL SUR |
| CF2012004996 | 3,005.42 | THE TREASURER - MUNICIPALITY OF TAMBULIG, ZAMBOANGA DEL SUR |
| CF2012004997 | 3,685.73 | THE TREASURER - MUNICIPALITY OF TABINA, ZAMBOANGA DEL SUR |
| CF2102005579 | 3,395.11 | MUNICIPAL TREASURER OF CATIGBIAN, BOHOL |
| CF2102005580 | 14,008.51 | MUNICIPAL TREASURER OF CARMEN, BOHOL |
| CF2102005581 | 19,572.02 | MUNICIPAL TREASURER OF CANDIJAY, BOHOL |
| CF2102005582 | 13,897.23 | MUNICIPAL TREASURER OF CALAPE, BOHOL |
| CF2102005583 | 9,293.05 | MUNICIPAL TREASURER OF BUENAVISTA, |

| | | | |
|--------------|------------|--|--|
| | | | BOHOL |
| CF2102005584 | 4,917.74 | | MUNICIPAL TREASURER OF BILAR , BOHOL |
| CF2102005585 | 7,893.75 | | MUNICIPAL TREASURER OF BATUAN, BOHOL |
| CF2102005586 | 27,168.10 | | MUNICIPAL TREASURER OF BALILIHAN, BOHOL |
| CF2102005587 | 4,217.87 | | MUNICIPAL TREASURER OF BACLAYON, BOHOL |
| CF2102005588 | 11,674.45 | | MUNICIPAL TREASURER OF ANTEQUERA , BOHOL |
| CF2102005589 | 12,198.06 | | MUNICIPAL TREASURER OF ANDA, BOHOL |
| CF2102005590 | 16,744.62 | | MUNICIPAL TREASURER OF ALICIA, BOHOL |
| CF2102005591 | 5,673.17 | | MUNICIPAL TREASURER OF ALBURQUERQUE, BOHOL |
| CF2102005592 | 150,421.87 | | MUNICIPAL TREASURER OF NAVAL, BILIRAN |
| CF2102005593 | 12,929.09 | | MUNICIPAL TREASURER OF MARIPIPI, BILIRAN |
| CF2102005594 | 12,196.44 | | MUNICIPAL TREASURER OF KAWAYAN, BILIRAN |
| CF2102005595 | 19,448.69 | | MUNICIPAL TREASURER OF CULABA, BILIRAN |
| CF2102005596 | 24,080.22 | | MUNICIPAL TREASURER OF CAIBIRAN, BILIRAN |
| CF2102005597 | 39,559.91 | | MUNICIPAL TREASURER OF CABUCGAYAN, BILIRAN |
| CF2102005598 | 39,478.32 | | MUNICIPAL TREASURER OF BILIRAN, BILIRAN |
| CF2102005599 | 825.99 | | MUNICIPAL TREASURER OF ALMERIA, BILIRAN |
| CF2102005600 | 15,308.29 | | MUNICIPAL TREASURER OF TOBIAS FORNIER, ANTIQUE |
| CF2102005601 | 4,274.17 | | MUNICIPAL TREASURER OF TIBIAO, ANTIQUE |
| CF2102005602 | 26,247.29 | | MUNICIPAL TREASURER OF SIBALOM, ANTIQUE |
| CF2102005603 | 92,717.31 | | MUNICIPAL TREASURER OF SAN JOSE, ANTIQUE |
| CF2102005604 | 10,975.31 | | MUNICIPAL TREASURER OF PATNONGON, ANTIQUE |
| CF2102005605 | 10,686.90 | | MUNICIPAL TREASURER OF PANDAN, ANTIQUE |
| CF2102005606 | 12,300.81 | | MUNICIPAL TREASURER OF LIBERTAD, ANTIQUE |
| CF2102005607 | 8,431.77 | | MUNICIPAL TREASURER OF HAMTIC, ANTIQUE |
| CF2102005623 | 29,510.54 | | MUNICIPAL TREASURER OF IBAJAY, AKLAN |
| CF2102005624 | 5,053.57 | | MUNICIPAL TREASURER OF BURUANGA, AKLAN |
| CF2102005625 | 30,248.78 | | MUNICIPAL TREASURER OF BANGA, AKLAN |

| | | | |
|--------------|---------------------|--|--|
| CF2102005626 | 15,556.72 | | MUNICIPAL TREASURER OF BALETE, AKLAN |
| CF2102005627 | 27,192.50 | | MUNICIPAL TREASURER OF ALTAVAS, AKLAN |
| CF2102005608 | 16,520.89 | | MUNICIPAL TREASURER OF CULASI, ANTIQUE |
| CF2102005609 | 39,571.08 | | MUNICIPAL TREASURER OF CALUYA, ANTIQUE |
| CF2102005610 | 16,508.10 | | MUNICIPAL TREASURER OF BUGASONG, ANTIQUE |
| CF2102005611 | 3,100.52 | | MUNICIPAL TREASURER OF BARBAZA, ANTIQUE |
| CF2102005612 | 4,840.27 | | MUNICIPAL TREASURER OF BELISON, ANTIQUE |
| CF2102005613 | 4,684.01 | | MUNICIPAL TREASURER OF ANINI-Y, ANTIQUE |
| CF2102005614 | 24,240.15 | | MUNICIPAL TREASURER OF NUMANCIA, AKLAN |
| CF2102005615 | 16,660.39 | | MUNICIPAL TREASURER OF NEW WASHINGTON, AKLAN |
| CF2102005616 | 24,339.97 | | MUNICIPAL TREASURER OF NABAS, AKLAN |
| CF2102005617 | 13,648.22 | | MUNICIPAL TREASURER OF MALINAO, AKLAN |
| CF2102005618 | 171,799.19 | | MUNICIPAL TREASURER OF MALAY, AKLAN |
| CF2102005619 | 9,434.46 | | MUNICIPAL TREASURER OF MAKATO, AKLAN |
| CF2102005620 | 2,125.62 | | MUNICIPAL TREASURER OF MADALAG, AKLAN |
| CF2102005621 | 7,817.61 | | MUNICIPAL TREASURER OF LIBACAO, AKLAN |
| CF2102005622 | 156,770.06 | | MUNICIPAL TREASURER OF KALIBO, AKLAN |
| Sub-Total | 8,750,687.55 | | |

Annex FSTL Shares Released for 2020

| STL Shares | Amount Disbursed P |
|--|------------------------|
| Philippine National Police (PNP) | 39,465,823.11 |
| National Bureau of Investigation (NBI) | 15,648,245.90 |
| Local Government Units (LGUs) | 268,601.77 |
| Total | P 55,382,670.78 |

Annex G Lotto and Keno Agents as of December 31, 2020

| Branch | Lotto Agents | Keno Agents | Total Lotto and Keno Agents |
|---------------|---------------------|--------------------|------------------------------------|
| NCR | 1,381 | 270 | 1,651 |
| NCL | 1,566 | 317 | 1,883 |
| STBR | 1,081 | 192 | 1,273 |
| VIS | 1,233 | 98 | 1,331 |
| MIN | 900 | 17 | 917 |
| Total | 6,161 | 894 | 7,055 |