

2021
3rd Quarter
Accomplishment Report



TABLE OF CONTENTS

Executive Summary	4
I. Introduction	6
II. About PCSO	6
III. PCSO 3rd Quarter, 2021 Operational Accomplishments	7
A. Fund Generation Activities	7
B. Jackpot Winners Produced	10
C. Fund Provision Activities	10
1. Medical Access Program (MAP)	10
2. Calamity Assistance Program	12
3. Endowment Fund Program	13
4. Medical Equipment Donation Program	13
5. Institutional Partnership Program	13
7. Employees Consultation and Management	13
8. Out-patient Services	13
9. Medicine Donation Program (in kind)	14
10. Medical Assistance thru Branch Offices (MATBO)	14
D. Corporate Social Responsibility (CSR) Activities	14
E. Compliance with Mandatory Contributions	15
1. Mandatory Contributions	15
2. UHC Share	15
3. Lotto Shares for LGUs	16
4. Small Town Lottery (STL) Shares	16
IV. Administrative Accomplishments	16
A. Livelihood Generation for and Keno Agents	16
B. STL Authorized Agent Corporations (AACs)	17
C. Learning and Growth	17
1. Hiring for Open Plantilla Positions and Promotions	17
2. Training, Seminar, Workshop, and Form Conducted	18
V. Contributions to Nation-building: Tax Remittances	18
VI. Customer Feedback Mechanisms	18
A. Online Feedback	18
B. “Ipaalam Kay GM” Hotline	19
C. PCSO Social Media Accounts	19
D. 8888 Hotline	20

VIII. PCSO in Action	21
Annexes	26
Annex A: JACKPOT AND LOW-TIER WINNERS FOR 3rd QUARTER, 2021	26
Annex B: MAP BENEFICIARIES PER SEX AND PER REGION, 3rd QUARTER, 2021	27
Annex C: CALAMITY ASSISTANCE PROGRAM FOR 3rd QUARTER, 2021	28
Annex E: MANDATORY CONTRIBUTIONS FOR 3RD QUARTER, 2021	32
Annex F : LGU SHARES FOR 3RD QUARTER, 2021	33
Annex G: STL JOB GENERATION AS OF SEPTEMBER 2021	56
ANNEX H: TAXES PAID FOR 3rd QUARTER, 2021	60

LIST OF FIGURES

Figure 1 Gross Receipts Composition.....	7
Figure 2 Allocation of Net Receipts	7
Figure 3 Distribution of Revenues from PCSO Games for 3rd Quarter, 2021	8
Figure 4 Lotto Retail Receipts, 3rd Quarter of 2021	8
Figure 5 Digit Games Retail Receipts, 3rd Quarter of 2021	9
Figure 6 Target versus Actual Retail Receipts, 2021.....	9
Figure 7 Total Jackpot Winnings, 3rd Quarter, 2021	10
Figure 8 MAP Beneficiaries per Sex, 3rd Quarter, 2021	11
Figure 9 Regional Distribution of MAP Assistance, 3rd Quarter, 2021	12
Figure 10 Facebook pages of PCSO	19
Figure 11 PCSO's YouTube channel	20

LIST OF TABLES

Table 1 PCSO Retail Receipts, 3 rd Quarter of 2021 and 2020.....	7
Table 2 Medical Access Program, 3rd Quarter, 2021 and 2020	11
Table 3 MAP Assistance per Nature of Request, 3rd Quarter, 2021.....	12
Table 4 Calamity Assistance, 3rd Quarter, 2021 and 2020	12
Table 5 Employees Consultation and Management, 3rd Quarter, 2021 and 2020.....	13
Table 6 Out-patient Services, 3rd Quarter, 2021 and 2020.....	14
Table 7 Medicine Donation Program, 3rd Quarter, 2021 and 2020.....	14
Table 8 Medical Assistance thru Branch Offices, 3rd Quarter, 2021 and 2020	14
Table 9 Mandatory Contributions, 3rd Quarter, 2021	15
Table 10 Computation of the UHC Share as of September 30, 2021	15
Table 11 STL Shares, 3rd Quarter, 2021	16
Table 12 Lotto and Keno Agents as of September 2021 and 2020.....	16
Table 13 Promoted and Newly-hired Employees, 3rd Quarter, 2021.....	17
Table 14 Trainings Conducted, 3rd Quarter, 2021	18
Table 15 Online Feedback, 3rd Quarter, 2021.....	19
Table 16 "Ipaalam kay GM" Hotline, 3rd quarter, 2021	19

Executive Summary

For 87 years, the Philippine Charity Sweepstakes Office (PCSO) has been upholding its mandate of raising and providing funds for health programs and services all around the country. The PCSO has been a helping hand to all Filipinos who need medical- and health-related assistance nationwide.

To serve as a testament in the fulfilment of its mandate, this report presents the accomplishments of PCSO for the third quarter (July to September) of 2021. Since the mandate of the PCSO is two-pronged, the Agency's fund generation and fund provision, as well as the administrative highlights are discussed in this report.

Through PCSO's gaming products namely: Lotto, Keno, Small Town Lottery (STL), and Instant Sweepstakes, the agency achieved 65% of its P46.36 Billion 2021 target where it accumulated P30.17 Billion as of September 30, 2021..

For the third quarter, the PCSO generated a total of P10.588 Billion from its games. This is 429% higher than the sales generated during the same period of 2020, which may be attributed to the improving conditions of the economy given that the pandemic peaked in 2020.

During this period, eleven (11) players became instant millionaires where it allocated a total of P505.964 million as jackpot prizes.

For the fund provision, the PCSO continuously provided funds through its charity programs and services, mandatory contributions including UHC, LGU, and STL shares.

For the third quarter, 2021, PCSO delivered the following programs: (1) Medical Access Program (MAP) which provided P592.786 Million to 73,787 patients; (2) Calamity Assistance Program where 17,714 families were given P11.869 Million worth of assistance; (3) Endowment Fund Program which provided one million pesos to Nueva Vizcaya Provincial Hospital; (4) Medical Transport Vehicle (MTV) Donation Program which donated an ambulance worth P1.585 million to Polillo Medicare Hospital; (5) Employees Consultation Program which benefited 3,906 employees, their dependents, and retirees; (6) Out-patient services where 478 patients were assisted; (7) Medicine Donation Program which granted P258,019.65 worth of medicines to 15 (fifteen) institutions; and (8) Medical Assistance thru Branch Offices (MATBO) where PCSO granted P13.089 million to 637 institutions.

Further, the PCSO also released P46.147 million as mandatory contributions to various agencies. The agency has earmarked P380.720 million as Universal Health Care (UHC) share as of September 30, 2021. Meanwhile, PCSO released P78.784 million and P12.755 million as Lotto and STL Shares respectively to various LGUs, PNP, and NBI. The PCSO also contributes to nation-building by paying a total of P2.597 Billion as taxes to the Bureau of Internal Revenue.

In terms of Administrative Accomplishments, the PCSO has 1,126 lotto outlets, 68 keno outlets, and 79 STL Authorized Agent Corporations (AACs) nationwide. Through the

STL, PCSO was able to provide 238,135 jobs for *caboes* and *cobrades* all around the country. In terms of its employees, 17 employees were promoted while 41 personnel were newly-hired by PCSO during the quarter. Moreover, PCSO conducted four (4) trainings which were attended by 67 employees.

Customer Feedback Mechanisms

PCSO also gives importance to its stakeholders so the Agency provides various customer feedback mechanisms so clients could easily give feedback to PCSO's products and services. For this quarter, PCSO received 350 inquiries through its online feedback on the official website where PCSO replied to 334 inquiries and referred 16 inquiries to concerned offices. Further, PCSO received an answered 223 text messages, calls, and Facebook messages thru the "Ipaalam Kay GM" hotline. In its 8888 hotline, PCSO closed 628 out of 635 concerns (98.43%) and received one (1) commendation. Aside from these mechanisms, PCSO has two (2) Facebook pages, the "Philippine Charity Sweepstakes Office" and "PCSO Games Hub" where the public may message PCSO.

In summary, PCSO shall strive to conduct transparent games and other similar activities, to provide quality health services for all male and female Filipinos nationwide. PCSO shall not falter and will rise up to the challenges that it has faced such as the pandemic. Rest assured that despite the hurdles along the way, the PCSO is committed to uphold its mission for the Filipino people.

I. Introduction

This report contains the operational and administrative accomplishments, contributions to nation-building, and results of the customer feedback mechanisms of the Philippine Charity Sweepstakes Office (PCSO) for the period July 1 to September 30, 2021.

When possible, for-the-period information is compared to PCSO's performance for the same period of 2020. This document is prepared to fulfill the Agency's reporting accountabilities to the Office of the President and the Governance Commission for Government-Owned or -Controlled Corporations (GOCCs).

II. About PCSO

The mandate of the Philippine Charity Sweepstakes Office (PCSO) is two-pronged: (1) the conduct of lottery games to raise revenue, and 2) the provision of funds for health-, medical-, and welfare-related activities and charities of national character.

Vision

By 2025, PCSO shall be an excellent government agency for sustainable fund generation for the Filipino people through the conduct of globally competitive gaming products.

Mission

1. We hold and conduct transparent sweepstakes races, lotteries, and other similar activities;
2. We provide responsive assistance to eligible recipients and beneficiaries;
3. We continuously develop our people and improve and communicate our products and services; and
4. We establish strong partnerships with responsible agents and stakeholders.

Core Values

Compassion | Integrity | Patriotism | Professionalism | Transparency

Revenue Allocation

Under the PCSO Charter, specifically Section 6 of Republic Act (RA) No. 1169, as amended, two percent (2%) of the Agency's retail receipts are allocated for the printing costs (Figure 1). The net receipts, which are receipts of the Agency net of the printing costs, are subsequently allocated into three (3) specific funds (Figure 2).

The Prize Fund, which is 55% of the net receipts, is used to pay prizes, including those for owners and jockeys of running horses and sellers of winning tickets. The fund is a trust liability account. Unclaimed prizes or balances in the Prize Fund revert to and form part of the Charity Fund after one (1) year.

The Charity Fund, which is 30% of the PCSO net receipts, is a trust liability account used exclusively to finance and support health programs, medical assistance and services, and/or charities of national character.

The Operating Fund forms 15% of the revenue allocation and is used to support the PCSO's day-to-day operating/maintenance and capital expenditures. The unutilized Operating Fund at the end of the fiscal year becomes part of the Charity Fund.

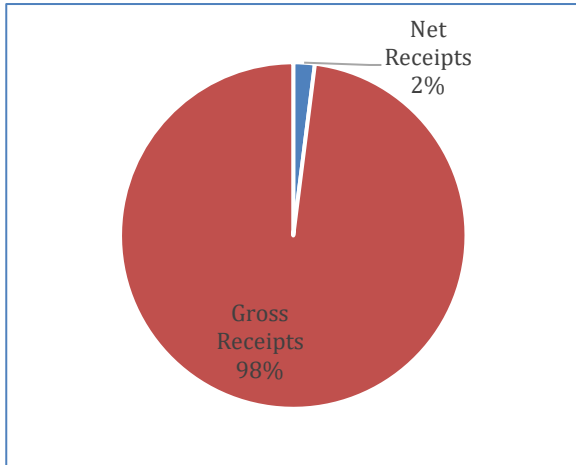


Figure 1 Gross Receipts Composition



Figure 2 Allocation of Net Receipts

III. PCSO 3rd Quarter, 2021 Operational Accomplishments

A. Fund Generation Activities

For the third quarter of 2021, the PCSO generated a total of P10.588 Billion from its gaming products such as Lotto, Small Town Lottery (STL), Keno, and Instant Sweepstakes (Table 1). The total income generated for this quarter is 429% higher than the sales generated during the same period of 2020. This may be attributed to the improving conditions of the economy given that the pandemic peaked in 2020 and the increase in STL sales as shown below.

Table 1 PCSO Retail Receipts, 3rd Quarter of 2021 and 2020

PCSO Games	Retail Receipts		Inc/Dec	%
	3 rd Quarter, 2021	3 rd Quarter, 2020		
Lotto and Digit Games	4,774,247,580.00	1,746,071,320.00	3,028,176,260.00	173%
Small Town Lottery	5,500,435,688.92	6,161,577.51	5,494,274,111.41	89170%
Keno	64,062,614.74	49,960,199.59	14,102,415.15	28%
National Instant Sweepstakes Program	250,000,002.00	198,924,733.00	51,075,269.00	26%
Total	10,588,745,885.66	2,001,117,830.10	8,587,628,055.56	429%

For this quarter, the Small Town Lottery (STL) has the greatest contribution in PCSO retail receipts with P5.5 Billion or 52%. This may be attributed to the increase in the number of STL AACs of PCSO which currently has 79 AACs. This is followed by Lotto and Digit Games with P4.774 Billion or 45%, National Instant Sweepstakes Program with 2%, and Keno with 1% contribution.

Distribution of Revenues from PCSO Games for 3rd Quarter, 2021

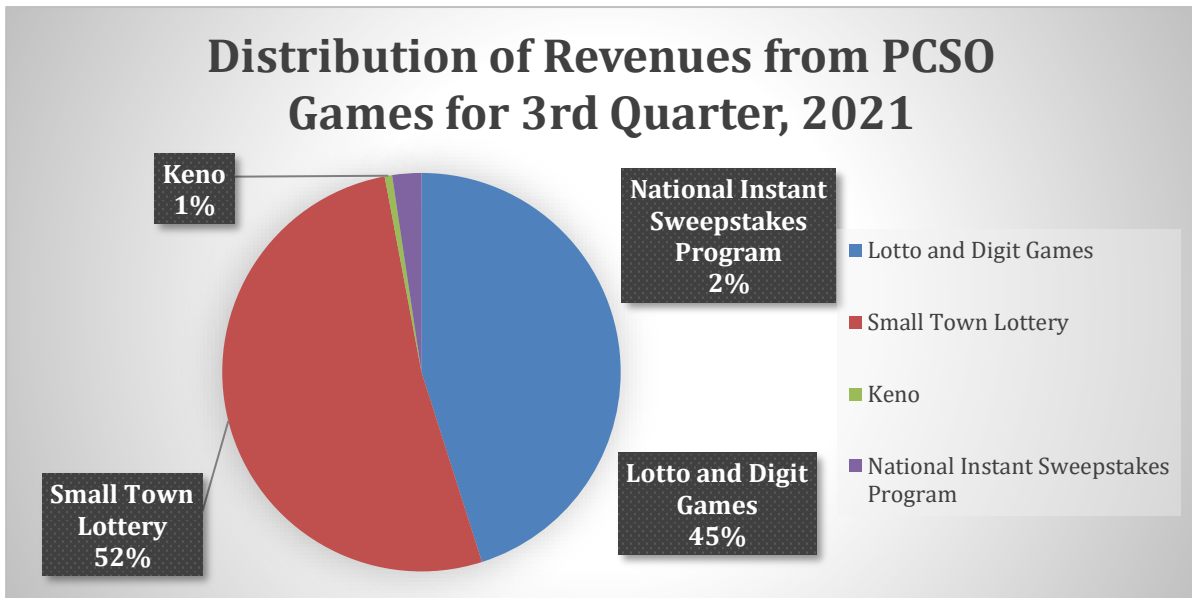


Figure 3 Distribution of Revenues from PCSO Games for 3rd Quarter, 2021

For lotto games, the Ultra Lotto 6/58 gained the highest revenues with P614.406 million, followed by Grand Lotto 6/55 with P591.008 million. Ranking third is Lotto 6/42 with P585 million. Meanwhile, Mega Lotto 6/45 and Super Lotto 6/49 contributed P529.832 million and P500.740 million respectively. (Figure 4)

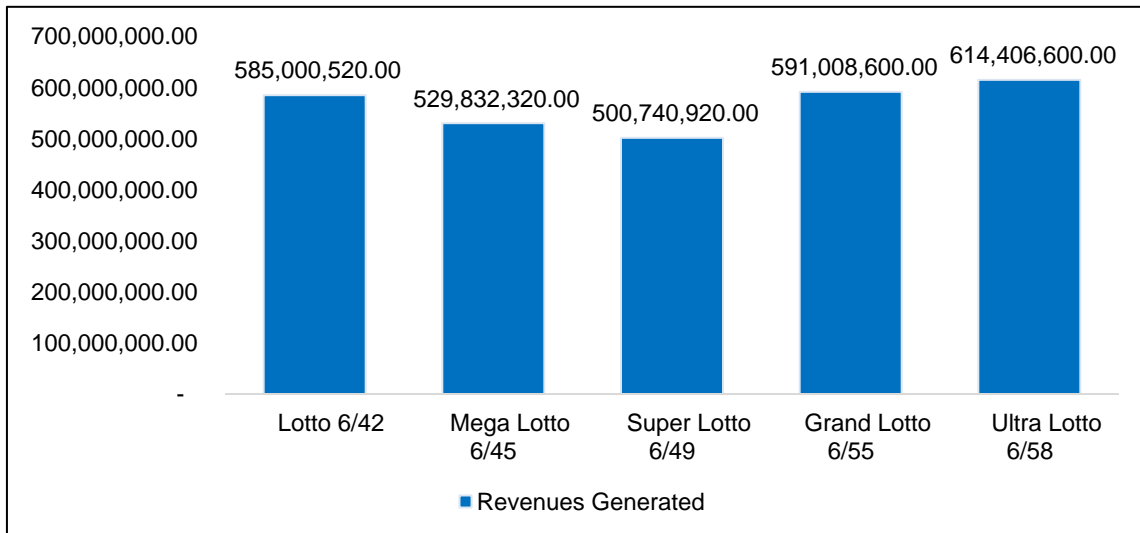


Figure 4 Lotto Retail Receipts, 3rd Quarter of 2021

Meanwhile, the Digit games posted a total of P1.953 Billion for July to September 2021 wherein the 2D lotto had the highest revenue generated which is P999.191 million followed by 3D at P818.986 million (Figure 5).

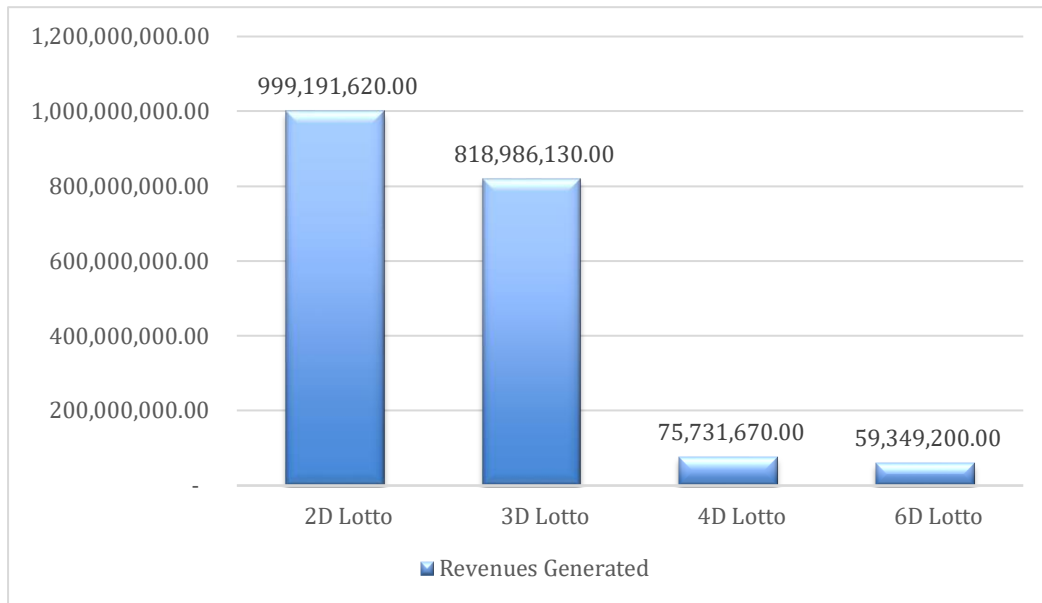


Figure 5 Digit Games Retail Receipts, 3rd Quarter of 2021

As of September 30, 2021, PCSO already achieved 65% of its target of P46.36 Billion for 2021 by generating P30.17 Billion as of September 30, 2021. To achieve its target, PCSO needs to generate P16.18 Billion for the fourth quarter of 2021. Sales decline maybe attributed to the implementation of COVID-19 quarantine classifications of which PCSO games were suspended and/or limited in selected areas from March 27 to April 11, 2021, August 5 to 20, 2021, and September 1 to 30, 2021 respectively.

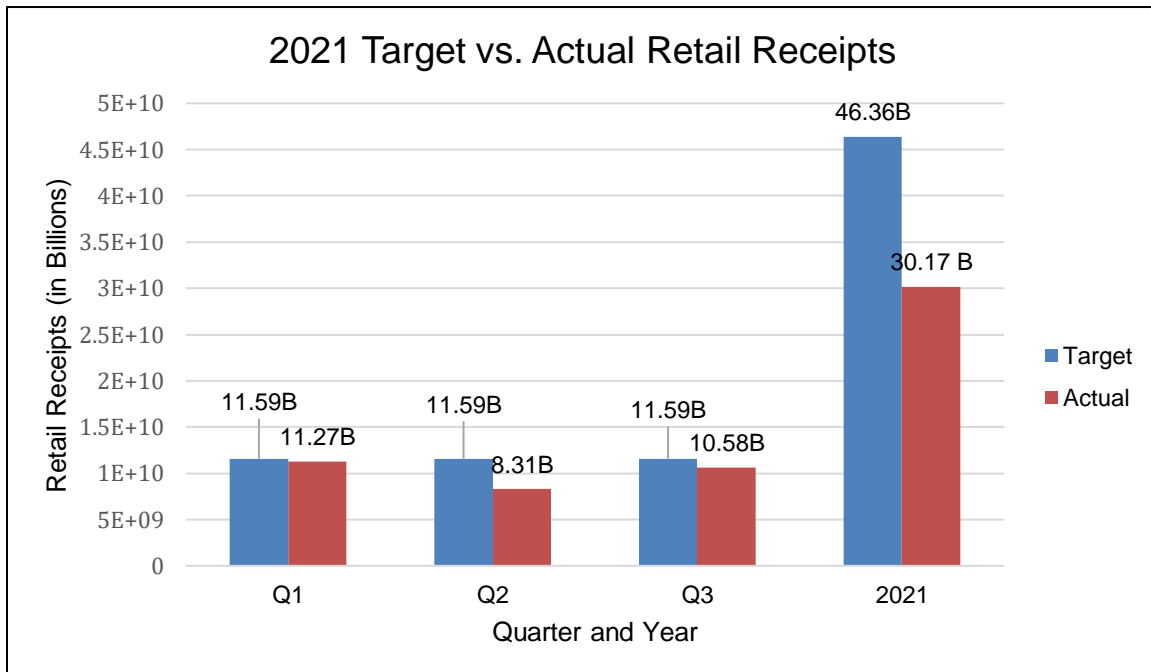


Figure 6 Target versus Actual Retail Receipts, 2021

B. Jackpot Winners Produced

For this period, there are eleven (11) jackpot winners from its jackpot-bearing games in which PCSO allocated a total of P505.964 million as jackpot prizes. The breakdown of which are as follows:

1. Four winners of the Lotto 6/42 with a winning total of P137.856 million;
2. Four winners of the Mega Lotto 6/45 with a winning total of P115.397 million;
3. Two winners of Super Lotto 6/49 with a winning total of P132.647 million; and
4. One winner from the Grand Lotto 6/55 with a total of P120.063 million.

. For this period, nobody won the jackpot prize for the Ultra Lotto 6/58.

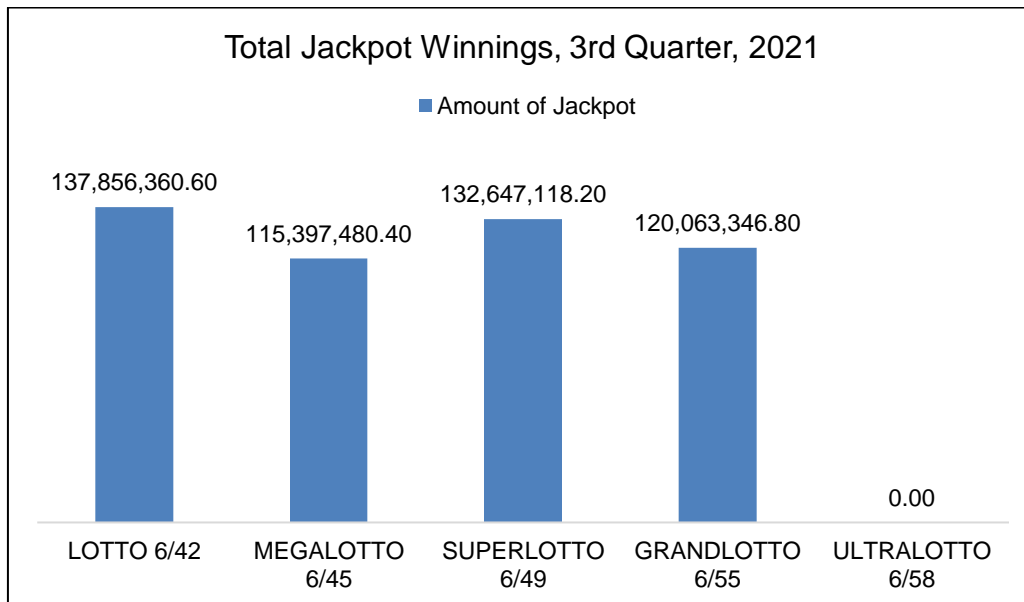


Figure 7 Total Jackpot Winnings, 3rd Quarter, 2021

Annex A presents the summary of jackpot and low-tier winners from July 1 to September 30, 2021.

C. Fund Provision Activities

1. Medical Access Program (MAP)

The Medical Access Program or MAP provides assistance to persons with health-related problems, in partnership with government and private hospitals, health facilities, medicine retailers, and other partners. Services covered by the program are confinement, chemotherapy, dialysis (hemodialysis/peritoneal dialysis/epo medicine), and medicines.

The Agency serves the patients requesting for MAP assistance through the PCSO offices and Malasakit Centers nationwide. From July 1 to September 30, 2021, the PCSO released P592.786 Million as MAP assistance to 73,787 individuals. The amount of assistance for this quarter is 56% higher than the assistance for the same period of 2020. Consequently, the number of beneficiaries also increased by 39% from 53,135 patients for the 3rd quarter of 2020 to 73,787 beneficiaries for the same period of 2021.

Table 2 Medical Access Program, 3rd Quarter, 2021 and 2020

Medical Access Program	3 rd Quarter, 2021	3 rd Quarter, 2020	Inc/ Dec	%
Amount of Assistance	P592,786,140.23	P381,179,060.46	211,607,079.77	56%
No. of Beneficiaries	73,787	53,135	20,652	39%

For the third quarter of 2021, more male beneficiaries (37,070 or 50.23%) than females (36,717 or 49.77%) received assistance from the MAP. Annex B presents the sex disaggregated data of MAP beneficiaries per region for the third quarter.

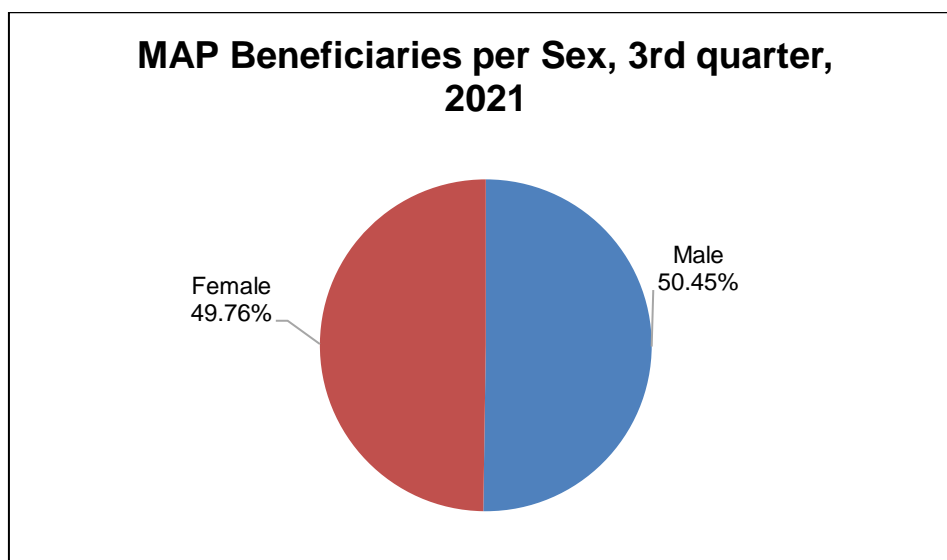


Figure 8 MAP Beneficiaries per Sex, 3rd Quarter, 2021

In terms of geographical distribution, NCR has the highest amount of assistance with P112.865 million with 10,778 beneficiaries. Ranking second and third are Region III with P91.244 million with 10,534 patients, and Region IV-A with P75.996 million with 11,259 beneficiaries, the highest number of beneficiaries per region for this quarter. (Figure 7)

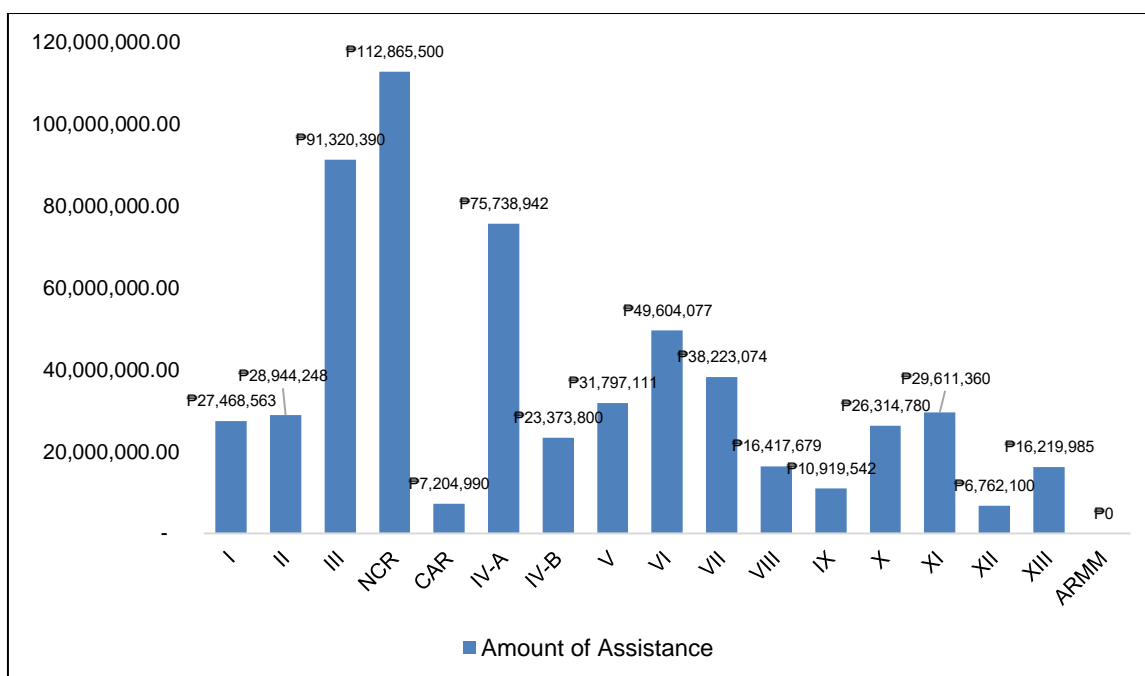


Figure 9 Regional Distribution of MAP Assistance, 3rd Quarter, 2021

For the nature of request, confinement is the top requested assistance with 37,553 requests, followed by dialysis injection with 28,687 requests. Ranking third is chemotherapy with 6,574 beneficiaries. Other requests from patients are post-transplant, hemodialysis, and hemophilia.

Table 3 MAP Assistance per Nature of Request, 3rd Quarter, 2021

Nature of Request	No. of Beneficiaries	Amount of Assistance
Confinement	37,553	384,334,700.46
Hemodialysis	409	2,294,761.00
Chemotherapy	6,574	57,718,017.11
Dialysis Injection	28,687	142,943,471.11
Hemophilia	59	562,382.34
Post-Transplant	505	4,932,808.21
Total	73,787	592,786,140.23

2. Calamity Assistance Program

For the third quarter of 2021, the PCSO provided a total of P11.869 million as calamity assistance to 17,714 families in four (4) regions due to the Taal Volcano Eruption, Typhoon Bising, Typhoon Jolina, and Habagat. (Annex C)

Table 4 Calamity Assistance, 3rd Quarter, 2021 and 2020

Particulars	2021	2020
No. of Families Assisted	17,714 families	3 LGUs
Amount of Assistance	P11,869,000.00	600,500.00

PCSO's calamity assistance increased by 1,877% or P11,268,500.00 compared to the same quarter of the previous year. The gap may be attributed to the increase in calamities for 2021 compared with the previous year.

3. Endowment Fund Program

The PCSO's Endowment Fund Program provides funding assistance to government hospitals and other health facilities to make medical services more accessible to Filipinos. For this quarter, PCSO released One Million Pesos (P1,000,000.00) to Nueva Vizcaya Provincial Hospital on July 15, 2021 as Endowment Fund.

Compared to the third quarter of 2020, the number of hospitals assisted decreased from one (1) to five (5) hospitals; consequently, the amount of assistance also decreased from P25 million to only P1 million.

4. Medical Equipment Donation Program

From July to September 2021, there is no released assistance for the program.

5. Institutional Partnership Program

From July to September 2021, there is no released assistance for the program. However, the PCSO, through the Charity Assistance Department has been preparing the necessary memorandum of agreements (MOA) between the Agency and approved institutional partners, as well as scheduling the MOA signing.

6. Medical Transport Vehicle Donation Program

For the third quarter, PCSO provided one (1) ambulance worth P1,585,000.00 on August 4, 2021 to Polillo Medicare Hospital in Polillo, Quezon.

7. Employees Consultation and Management

PCSO also provides consultation services for its employees, including their dependents, and retirees. For the reporting period, PCSO allocated P91,002.90 assistance to 3,906 employees, their dependents, and retirees.

Compared with the same period of 2020, PCSO's beneficiaries of the said program increased by 94% while the amount of assistance also increased by 85%.

Table 5 Employees Consultation and Management, 3rd Quarter, 2021 and 2020

Particulars	2021	2020	%
Number of Beneficiaries	3,906	2,014	94%
Amount of Assistance	91,002.90	49,294.40	85%

8. Out-patient Services

The Agency also provides free medical consultation to clients through its out-patient services at the PCSO clinic. From July to September 2021, PCSO helped 478 patients by granting P12,806.00 worth of assistance. While the number of beneficiaries decreased by 12%

from 546 to 478 beneficiaries, the amount of assistance granted increased by 253% from P3,627.21 to P12,806.00.

Table 6 Out-patient Services, 3rd Quarter, 2021 and 2020

Particulars	2021	2020	%
Number of Beneficiaries	478	546	-12%
Amount of Assistance	12,806.00	3,627.21	253%

9. Medicine Donation Program (in kind)

PCSO provides medicines to various institutions through its Medicine Donation Program. For the third quarter of 2021, PCSO granted P258,019.65 worth of medicines to fifteen (15) institutions.

The number of beneficiaries in 2021 decreased by 50% compared with the same period of 2020. The amount of assistance also decreased by 79% from P1.253 million in 2020 to only P258,019.65 in 2021. This may be attributed to the decrease in the number of institutions requesting medicines to PCSO.

Table 7 Medicine Donation Program, 3rd Quarter, 2021 and 2020

Particulars	2021	2020	%
Number of Beneficiaries	15	30	-50%
Amount of Assistance	258,019.65	1,253,314.86	-79%

10. Medical Assistance thru Branch Offices (MATBO)

For more efficient services, PCSO also provides medical assistance through its branch offices nationwide. For this quarter, PCSO granted P13.089 million to 637 institutions. This is 4,263% higher than the amount of assistance granted during the same period of 2020 which is only P300,000.00 to only five (5) institutions.

Table 8 Medical Assistance thru Branch Offices, 3rd Quarter, 2021 and 2020

Particulars	2021	2020	%
Number of Beneficiaries	637	5	12,640%
Amount of Assistance	13,089,391.40	300,000.00	4,263%

D. Corporate Social Responsibility (CSR) Activities

Under the Corporate Social Responsibility, the PCSO provided an assistance in a total amount of P7,049,242 for the period July to September 2021(Annex D). Assistance in the

form of medical supplies, food packs, wheelchairs and medical equipment to various cities, municipalities and offices have been distributed.

E. Compliance with Mandatory Contributions

1. Mandatory Contributions

For the third quarter of 2021, PCSO released P46,147,898.61 as current mandatory contributions to various agencies and institutions. (Annex E)



Table 9 Mandatory Contributions, 3rd Quarter, 2021

Republic Act	Beneficiary	Amount
RA 7722	Commission on Higher Education	P45,735,517.90
RA 10072/RA 3867	Philippine Red Cross	153,792.77
RA 4703	Quezon Institute	45,986.25
RA 4621	Nutrition Foundation of the Philippines, Inc.	87,673.31
RA 6847	Philippine Sports Commission	124,928.38
Total		P46,147,898.61

2. UHC Share

Based on RA 11223 or the Universal Health Care (UHC) Act, PCSO shall remit 40% of its Charity Fund net of documentary stamp tax payments and mandatory contributions. For the first two (2) years of UHC implementation, PCSO is required to remit 50% of the 40% UHC fund pool.

The Agency's contribution to the UHC fund pool as of September 30, 2021 has been earmarked at P380,727,546.68.

Table 10 Computation of the UHC Share as of September 30, 2021

Period	UHC Share	Amount Allotted	Amount to be Remitted (50% OF 40% UHC share)
January to March 31, 2021	347,912,944.15	347,912,944.15	173,956,472.08
April to June 30, 2021	207,579,086.67	207,579,086.67	103,789,543.33

July to September 30, 2021*	205,963,062.54	205,963,062.54	102,981,531.27
TOTAL	761,455,093.36	761,455,093.36	380,727,546.68
<i>*UHC share for the 3rd quarter is computed based on the estimated expense using the revenue allocation.</i>			

3. Lotto Shares for LGUs

From July 1 to September 30, 2021, PCSO released P78,784,468.36 as lotto shares to various Local government units (LGUs) nationwide. Annex F shows the list of LGU recipients for the 3rd quarter, 2021.

4. Small Town Lottery (STL) Shares

PCSO released a total of P12,755,936.25 as STL shares to the Philippine National Police, National Bureau of Investigation, and four (4) cities in the National Capital Region.

Table 11 STL Shares, 3rd Quarter, 2021

Beneficiary	Amount Released	Date Released
PNP	P8,590,895.43	08/07/2021
NBI	3,436,317.94	08/07/2021
Marikina City	229,932.29	21/07/2021
Pasig City	398,097.85	21/07/2021
San Juan City	61,156.35	21/07/2021
Mandaluyong City	39,536.39	22/07/2021
Total	P12,755,936.25	

IV. Administrative Accomplishments

A. Livelihood Generation for and Keno Agents

PCSO also provides livelihood opportunities to people who want to establish lotto and keno outlets in their respective areas. As of September 30, 2021, there are 1,126 existing lotto outlets and 68 keno outlets nationwide. Table below presents the comparative lotto and keno outlets for the third quarter of 2021 and 2020. It shows that lotto agents for this quarter increased by 35%, while the keno agents decreased by 16%. The decrease in keno outlets may be attributed to the voluntary withdrawal of keno agents.

Table 12 Lotto and Keno Agents as of September 2021 and 2020

Area	No. of Lotto outlets		Inc/Dec	%	No. of Keno outlets		Inc/Dec	%
	2021	2020			2021	2020		
NCR	1,692	1,411	281	20%	234	334	-100	-30%
NCL	1,151	958	193	20%	138	168	-30	-18%
STBR	1,508	1,322	186	14%	156	290	-134	-46%
Visayas	2,055	1,064	991	93%	169	94	75	80%
Mindanao	1,126	830	296	36%	765	26	739	2842%
Total	7,532	5,585	1,947	35%	765	912	-147	-16%

B. STL Authorized Agent Corporations (AACs)

As of September 30, 2021, there are 79 STL AACs all around the country. Through these AACs, PCSO has also generated 17,205 *caboes* and 220,930 *cobrades* through the STL all around the country. (Annex G)



1. Hiring for Open Plantilla Positions and Promotions

For the third quarter of 2021, a total of 58 personnel were newly-hired or promoted. Out of 58, 17 were promoted while 41 were newly-hired by PCSO. Meanwhile, for the location, 47 positions are at the PCSO Head Office while 11 positions are at various branch offices nationwide.

Table 13 Promoted and Newly-hired Employees, 3rd Quarter, 2021

Particulars	Head Office		Branch Office	
	Male	Female	Male	Female
Promoted	7	9	0	1
Newly-Hired	18	13	2	8
Sub-total	25	22	2	9
	47		11	
Total	58			

2. Training, Seminar, Workshop, and Form Conducted



From July to September 2021, four (4) trainings were attended by a total of 67 employees, where 27 are males while 40 are females. For July, PCSO conducted one (1) training, while for August and September, PCSO was able to conduct two (2) trainings each.

Table 14 Trainings Conducted, 3rd Quarter, 2021

Month	Name of Training/Workshop	No. of Attendees		
		Male	Female	Total
July	The New Leadership Styles for the 21st Century July 21-23, 2021	8	15	23
August	Basic Training Course on Environmental Laws for Pollution Control Officer (PCO) August 23-27, 2021	1	0	1
	Environmental Training for Managing Head August 31, 2021	0	1	1
September	Online Mandatory Continuing Legal Education September 20, 2021-onwards	2	10	12
	Employee Onboarding Program September 23, 2021	16	14	30
Total		27	40	67

V. Contributions to Nation-building: Tax Remittances

As part of PCSO's efforts to contribute to the nation-building, PCSO paid a total of P2,597,301,612.47 as taxes to the Bureau of Internal Revenue. Annex H shows the detailed summary of taxes paid for the 3rd quarter of 2021.

VI. Customer Feedback Mechanisms

A. Online Feedback

During the third quarter of 2021, PCSO received 350 inquiries from its online feedback on its official website. Out of 350 inquiries, PCSO replied to 334 inquiries (95.42%), while 16 inquiries (4.57%) were referred to concerned offices for their feedback.

Table 15 Online Feedback, 3rd Quarter, 2021

Month	Received	Replied	Referred
July	90	87	3
August	123	117	6
September	137	130	7
Total	350	334	16

B. “Ipaalam Kay GM” Hotline

From July 1 to September 30, 2021, PCSO received and answered 58 text messages, 59 calls, and 106 Facebook messages, thru its “Ipaalam kay GM” hotline.

Table 16 “Ipaalam kay GM” Hotline, 3rd quarter, 2021

Month	No. of calls/messages received			No. of calls/messages answered		
	Text	Call	FB	Text	Call	FB
July	20	28	31	20	28	31
August	20	21	39	20	21	39
September	18	10	36	18	10	36
Total	58	59	106	58	59	106

C. PCSO Social Media Accounts

PCSO maintains the following social media accounts: (1) Philippine Charity Sweepstakes Office (Facebook page); (1) PCSO Games Hub.

For the PCSO’s official Facebook page, there are already 1.5 million followers as of September 2021. Meanwhile, the PCSO Games Hub Facebook page has 171,336 followers as of September 2021.



Figure 10 Facebook pages of PCSO

PCSO also has its YouTube channel named “PCSO GOV” where the Agency posts its live PCSO Lottery Draws aired on PTV-4 and posted on its social media sites. As of September 30, 2021, PCSO has already 381,000 subscribers.




Figure 11 PCSO's YouTube channel

D. 8888 Hotline

From July to September 2021, PCSO received 635 concerns thru the 8888 hotline, where 628 concerns (98.43%) were closed. One (1) commendation was also received by PCSO during the period.

VIII. PCSO in Action

PCSO CARES

PNP Health Support Service



LGU San Manuel, Pangasinan




PNP Regional Training Center, Cawayan City, Isabela



PNP RFSO MIMAROPA 4B




Municipality of Asingan, Pangasinan



Mandaluyong Police



Cong. Precious Hipolito Castelo



Balete, Batangas



Annexes

Annex A: JACKPOT AND LOW-TIER WINNERS FOR 3rd QUARTER, 2021

GAMES	NUMBER OF JACKPOT WINNER/S	JACKPOT AMOUNT	LOW - TIER			
			2ND	3RD	4TH	5TH
LOTTO 6/42	4	137,856,360.60	1,172	53,371	801,371	
			28,128,000.00	42,696,800.00	16,027,420.00	
MEGALOTTO 6/45	4	115,397,480.40	752	38,026	579,498	
			24,064,000.00	38,026,000.00	17,384,940.00	
SUPERLOTTO 6/49	2	132,647,118.20	497	22,801	420,881	
			24,850,000.00	27,361,200.00	21,044,050.00	
GRANDLOTTO 6/55	1	120,063,346.80	383	21,665	414,879	
			38,300,000.00	32,497,500.00	24,892,740.00	
ULTRALOTTO 6/58	0	0.00	189	13,783	317,104	
			22,680,000.00	27,566,000.00	31,710,400.00	
6D LOTTO (1ST PRIZE)	11	13,503,659.00	91	901	10,254	112,898
			3,640,000.00	3,604,000.00	4,101,600.00	4,515,920.00
4D LOTTO (1ST PRIZE)	764	20,686,573.00	6,830	70,111		
			5,464,000.00	7,011,100.00		
3D LOTTO	STANDARD	RAM3	RAM6			
	66,457	16,166	69,728			
	299,056,500.00	24,249,000.00	52,296,000.00			
2D LOTTO	STANDARD	RAMBOLITO				
	47,499	110,633				
	189,996,000.00	221,266,000.00				

Annex B: MAP BENEFICIARIES PER SEX AND PER REGION, 3rd QUARTER, 2021

REGION	UTILIZATION					
	MALE		FEMALE		TOTAL	
	AMOUNT	CASES	AMOUNT	CASES	AMOUNT	CASES
I	13,230,394.66	1,704	14,238,168.30	1,816	27,468,562.96	3,520
II	15,019,303.87	1,995	13,924,944.50	1,775	28,944,248.37	3,770
III	44,571,092.02	5,159	46,749,297.73	5,383	91,320,389.75	10,542
CAR	3,599,819.00	448	3,605,171.00	418	7,204,990.00	866
NCR	54,033,700.00	5,021	58,831,800.00	5,757	112,865,500.00	10,778
IV-A	39,598,609.00	5,946	36,140,332.99	5,273	75,738,941.99	11,219
IV-B	12,120,200.00	1,986	11,253,600.00	1,914	23,373,800.00	3,900
V	16,607,617.98	2,197	15,189,492.67	1,972	31,797,110.65	4,169
VI	25,280,677.72	3,363	24,323,399.75	3,131	49,604,077.47	6,494
VII	17,645,032.49	2,043	20,578,041.04	2,398	38,223,073.53	4,441
VIII	8,601,632.31	1,248	7,816,046.62	1,132	16,417,678.93	2,380
IX	5,535,715.28	695	5,383,826.70	703	10,919,541.98	1,398
X	13,917,851.00	2,236	12,396,928.55	2,005	26,314,779.55	4,241
XI	14,642,285.72	1,528	14,969,074.28	1,555	29,611,360.00	3,083
XII	3,625,590.86	420	3,136,509.14	362	6,762,100.00	782
XIII/CARAGA	8,100,017.49	1,081	8,119,967.56	1,123	16,219,985.05	2,204
ARMM	-	-	-	-	-	-
TOTAL	296,129,539.40	37,070	296,656,600.83	36,717	592,786,140.23	73,787

Annex C: CALAMITY ASSISTANCE PROGRAM FOR 3rd QUARTER, 2021

JULY 2021						
REGION	PROVINCE	CITY/ MUNICIPALITY	CALAMITY	TOTAL NO. OF FAMILIES	DATE APPROVED	DATE RELEASED
4	BATANGAS	Agoncillo	36,000.00	36	07/06/2021	07/08/2021
		Laurel	63,000.00	63	07/06/2021	07/08/2021
		Balete	387,000.00	387	07/06/2021	07/08/2021
		TOTAL (Taal Eruption)	486,000.00			
		Agoncillo	351,000.00	351	07/16/2021	07/19/20201
		Laurel	262,000.00	262	07/16/2021	07/19/20201
		Eco-Bag (for the P486,000.00 CA)	24,300.00			
		TOTAL (Taal Eruption)	637,000.00			
		TOTAL (Taal Eruption)	1,123,000.00		(RELIEF GOODS)	
8		BILIRAN	Naval	69,000	69	06/06/2021
	Culaba		10,000.00	10	06/06/2021	7/23/2021
	TOTAL (Typhoon Bising)		79,000.00		(FINANCIAL ASSISTANCE)	
			HABAGAT			
4	OCCIDENTAL MINDORO	Sta. Cruz	2,468,000.00	2,468	07/28/2021	07/30/2021
		Sablayan	1,111,000.00	1,111	07/28/2021	07/30/2021
		Mamburao	78,000.00	78	07/28/2021	07/30/2021
		Calintaan	109,000.00	109	07/28/2021	07/30/2021
		San Jose	6,000.00	6	07/28/2021	07/30/2021
		Magsaysay	342,000.00	342	07/28/2021	07/30/2021
		Rizal	186,000.00	186	07/28/2021	07/30/2021
		Abra de Ilog	110,000.00	110	07/28/2021	07/30/2021
			4,410,000.00			
4	ORIENTAL MINDORO	Baco	1,124,000.00	1,124	07/28/2021	07/30/2021

		Naujan	203,000.00	203	07/28/2021	07/30/2021
		Calapan	500,000.00	500	07/28/2021	07/30/2021
			1,827,000.00			
		TOTAL (Habagat)	6,237,000.00	(RELIEF GOODS)		
		TOTAL RELEASED - Php 7,439,000.00				
				7,405		
SEPTEMBER 2021						
REGION	PROVINCE	CITY/ MUNICIPALITY	CALAMITY	TOTAL NO. OF FAMILIES	DATE APPROVED	AMOUNT
	MASBATE	Batuan	Typhoon Jolina	456	9/14/2021	456,000.00
		Cawayan	Typhoon Jolina	108	9/14/2021	108,000.00
		Esperanza	Typhoon Jolina	168	9/14/2021	168,000.00
		Masbate City	Typhoon Jolina	123	9/14/2021	123,000.00
		Mobo	Typhoon Jolina	1,076	9/14/2021	1,076,000.00
		Pio V. Corpuz	Typhoon Jolina	221	9/14/2021	221,000.00
		San Jacinto	Typhoon Jolina	135	9/14/2021	135,000.00
		San Pascual	Typhoon Jolina	2,000	9/14/2021	2,000,000.00
		Uson	Typhoon Jolina	143	9/14/2021	143,000.00
				4,430		4,430,000.00
					TOTAL	4,430,000.00
					TOTAL	11,869,000.00

Annex D: Corporate Social Responsibility

DATE	RECIPIENT	ITEMS	AMOUNT
03/07/2021	PNP Regional Medial and Dental Unit 3(PNP-RMDU2)	Medical Supply	99,650.00
06/07/2021	Municipality of San Manuel,Pangasinan	Medical Supply	205,500.00
07-Jul	Asingan, Municipal Police Station (AMPS)	Medical Supply	29,450.00
14/07/2021	Municipality of San Isidro, Nueva Ecija	Food Packs	240,000-.00
14/07/2021	Municipality of Basey, Samar	Food packs	139,400.00
7/13721	Municipality of Asingan, Pangasinan	Wheelchair	158,000.00
16/07/2021	577 Ventanilla, Pasay City	Food Packs	39,150.00
16/07/2021	BF Homes Parañaque and Brgy. San Andres, Cainta Rizal	Food Packs	159,355.00
16/07/2021	Asingan fire Station	Medical Supply	99,895.00
16/07/2021	PNP Regional Finance Service OfficeMIMAROPA in Calapan City Mindoro	Food Packs	49,200.00
16/07/2021	PNP Regional training Center 2, Cauayan City, Isabela	Medical Supply	49,700.00
16/07/2021	Municipality of Mabini, Batangas	Food Packs	118,750.00
26/07/2021	Vice Mayors League of the Philippines	Wheelchair	790,00.00
29/07/2021	Punta Dumalag 1, Brgy. Matina Aplaya, Davao City	Food Packs	199,600.00
29/07/2021	Alley 2, P. Rosales St, Sta. Ana , Pateros	Food Packs	35,100.00

30/07/2021	San Andres Bukid and Ermita, Manila: Brgy. Elias, Aldanan, Las Piñas	Food Packs	161,850
03/08/2021	Tipas police Sub-Station	Food Packs	29,600.00
04/08/2021	PCUP Visayas, Ormoc City and Tacloban	Food Packs	400,000.00
11/08/2021	Occidentan Mindoro Police Provincial Office	Food Packs	123,000.00
11/08/2021	PNP-NCRPO	Food Packs	123,000.00
11/08/2021	Batanes	Food Packs	487,760
23/08/2021	PNP Health Service	Medical Supply	997,760.00
23/08/2021	Cebu City Medical Center	wheelchair	880,000.00
23/08/2021	LGU of Pinabacdao, Samar	Food Packs	290.832.00
24/08/2021	Vice mMayor League of the Philippines	powdered Milk	49,776.00
24/08/2021	22 Barangay in Talisay Cebu	powdered Milk	49,776.00
24/08/2021	Person with Disability Federation NCR-E	Food Packs	720,000.00
29/07/2021	PNP Mandaluyong	Food Packs	17,600.00
24/08/2021	Laguna Provincial Police Office	Medical Equipment	45,050.00
24/08/2021	Office of Vice Mayor Erwin Gica of Municipality of Dumanjug, Cebu	Wheelchair	176,000.00
26/08/2021	Catmon, Cebu	Powdered Milk	19,520.00
01/09/2021	Cebu City	Indigenous Filipino Tree	987,040.00
02/09/2021	Brgy.Osmeña and Sitio Canrumbay, Brgy. Jicontol, Olores, Eastern Samar	Food Packs	298,970.00
10/09/2021	Davao City Cooperative Development Center	Medical Supply	99,790.00
		TOTAL	7,049,242.00

Annex E: MANDATORY CONTRIBUTIONS FOR 3RD QUARTER, 2021

Type (Current / Arrears)	RA/EO	Beneficiary	Voucher No.	Amount Released	ABD Release Date
Current	RA 7722	BUREAU OF TREASURY (FAO: COMMISSION ON HIGHER EDUCATION)	CF2107012355	14,998,539.40	07/22/2021
Current	RA 7722	BUREAU OF TREASURY (FAO: COMMISSION ON HIGHER EDUCATION)	CF2108014393	16,864,380.80	08/21/2021
Current	RA 7722	BUREAU OF TREASURY (FAO: COMMISSION ON HIGHER EDUCATION)	CF2109015349	13,872,597.70	09/23/2021
Current	RA 10072	PHILIPPINE RED CROSS	CF2108014352	77,875.79	08/27/2021
Current	RA 3867	PHILIPPINE RED CROSS	CF2108014354	75,916.98	08/27/2021
Current	RA 4703	QUEZON INSTITUTE	CF2109015347	45,986.25	09/22/2021
Current	RA 4621	NUTRITION FOUNDATION OF THE PHILIPPINES, INC.	CF2108014351	87,673.31	08/27/2021
Current	RA 6847	PHILIPPINE SPORTS COMMISSION	CF2108014353	66,876.06	08/27/2021
Current	RA 6847	PHILIPPINE SPORTS COMMISSION	CF2109015346	58,052.32	09/22/2021
		TOTAL		46,147,898.61	

Annex F : LGU SHARES FOR 3RD QUARTER, 2021

Region	Province	City/Municipality	Voucher No.	Amount Released	Date Released	Period Covered
NCR	Metro Manila	MUNTINLUPA	CF2107011342	1,651,535.59	01/07/2021	July - December 2019
NCR	Metro Manila	TAGUIG	CF2107011343	2,889,769.66	01/07/2021	July - December 2019
VIII	BILIRAN	MARIPIPI	CF2107012604	13,289.09	28/07/2021	July - December 2020
VIII	BILIRAN	KAWAYAN	CF2107012605	14,211.52	28/07/2021	July - December 2020
VIII	BILIRAN	CULABA	CF2107012606	30,739.02	28/07/2021	July - December 2020
VIII	BILIRAN	CAIBIRAN	CF2107012607	16,677.59	28/07/2021	July - December 2020
VIII	BILIRAN	CABUCGAYAN	CF2107012608	62,613.33	28/07/2021	July - December 2020
VIII	BILIRAN	BILIRAN	CF2107012609	42,808.16	28/07/2021	July - December 2020
VIII	BILIRAN	ALMERIA	CF2107012610	5,751.38	28/07/2021	July - December 2020
VI	ANTIQUE	TOBIAS FORNIER	CF2107012611	22,700.33	28/07/2021	July - December 2020
VI	ANTIQUE	TIBIAO	CF2107012612	4,902.45	28/07/2021	July - December 2020
VI	ANTIQUE	SIBALOM	CF2107012613	34,148.54	28/07/2021	July - December 2020
VI	ANTIQUE	SAN JOSE	CF2107012614	144,119.54	28/07/2021	July - December 2020
VI	ANTIQUE	PANDAN	CF2107012615	13,779.63	28/07/2021	July - December 2020

VI	ANTIQUÉ	LIBERTAD	CF2107012616	16,412.55	28/07/2021	July - December 2020
VI	ANTIQUÉ	HAMTIC	CF2107012617	12,823.40	28/07/2021	July - December 2020
VI	ANTIQUÉ	CULASI	CF2107012618	16,545.14	28/07/2021	July - December 2020
VI	ANTIQUÉ	PATNONGON	CF2107012619	14,271.50	28/07/2021	July - December 2020
VI	ANTIQUÉ	CALUYA	CF2107012620	75,229.16	28/07/2021	July - December 2020
VI	ANTIQUÉ	BUGASONG	CF2107012621	26,448.98	28/07/2021	July - December 2020
VI	ANTIQUÉ	BELISON	CF2107012622	9,342.44	28/07/2021	July - December 2020
VI	ANTIQUÉ	ANINI-Y	CF2107012623	5,756.37	28/07/2021	July - December 2020
VI	AKLAN	NUMANCIA	CF2107012624	57,157.72	28/07/2021	July - December 2020
VI	AKLAN	NEW WASHINGTON	CF2107012625	35,502.71	28/07/2021	July - December 2020
VI	AKLAN	NABAS	CF2107012626	41,909.99	28/07/2021	July - December 2020
VI	AKLAN	MALAY	CF2107012627	135,019.35	28/07/2021	July - December 2020
VI	AKLAN	MADALAG	CF2107012628	4,858.64	28/07/2021	July - December 2020
VI	AKLAN	LIBACAO	CF2107012629	16,795.19	28/07/2021	July - December 2020
VI	AKLAN	KALIBO	CF2107012630	231,202.48	28/07/2021	July - December 2020
VI	AKLAN	IBAJAY	CF2107012631	42,275.73	28/07/2021	July - December 2020
VI	AKLAN	BURUANGA	CF2107012632	7,945.06	28/07/2021	July - December 2020
VI	AKLAN	BATAN	CF2107012633	8,659.48	28/07/2021	July - December 2020
VI	AKLAN	BANGA	CF2107012634	58,398.84	28/07/2021	July - December 2020

VI	AKLAN	BALETE	CF2107012635	28,200.77	28/07/2021	July - December 2020
VII	BOHOL	PILAR	CF2107012636	4,014.28	28/07/2021	July - December 2020
VII	BOHOL	GARCIA HERNANDEZ	CF2107012637	30,779.60	28/07/2021	July - December 2020
VII	BOHOL	ALICIA	CF2107012638	16,158.39	28/07/2021	July - December 2020
VI	AKLAN	MAKATO	CF2107012639	16,057.40	28/07/2021	July - December 2020
VI	AKLAN	MALINAO	CF2107012640	23,300.09	28/07/2021	July - December 2020
VII	BOHOL	SAGBAYAN	CF2107012641	29,069.84	28/07/2021	July - December 2020
VII	BOHOL	PRES. CARLOS P. GARCIA	CF2107012642	12,699.77	28/07/2021	July - December 2020
VII	BOHOL	PANGLAO	CF2107012643	31,036.70	28/07/2021	July - December 2020
VII	BOHOL	MARIBOJOC	CF2107012644	12,714.91	28/07/2021	July - December 2020
VII	BOHOL	LOON	CF2107012645	56,399.93	28/07/2021	July - December 2020
VII	BOHOL	LOBOC	CF2107012646	19,349.90	28/07/2021	July - December 2020
VII	BOHOL	LOAY	CF2107012647	10,347.04	28/07/2021	July - December 2020
VII	BOHOL	LILA	CF2107012648	12,139.85	28/07/2021	July - December 2020
VII	BOHOL	JAGNA	CF2107012649	24,991.47	28/07/2021	July - December 2020
VII	BOHOL	INABANGA	CF2107012650	52,738.75	28/07/2021	July - December 2020
VII	BOHOL	GUINDULMAN	CF2107012651	19,278.32	28/07/2021	July - December 2020
VII	BOHOL	DUERO	CF2107012652	13,197.07	28/07/2021	July - December 2020
VII	BOHOL	DIMIAO	CF2107012653	4,283.87	28/07/2021	July - December 2020

VII	BOHOL	DAUIS	CF2107012654	23,856.48	28/07/2021	July - December 2020
VII	BOHOL	DANAO	CF2107012655	2,797.85	28/07/2021	July - December 2020
VII	BOHOL	DAGOHOY	CF2107012656	1,170.41	28/07/2021	July - December 2020
VII	BOHOL	CORTES	CF2107012657	6,777.44	28/07/2021	July - December 2020
VII	BOHOL	CLARIN	CF2107012658	13,714.95	28/07/2021	July - December 2020
VII	BOHOL	CATIGBIAN	CF2107012659	2,255.27	28/07/2021	July - December 2020
VII	BOHOL	CARMEN	CF2107012660	14,320.45	28/07/2021	July - December 2020
VII	BOHOL	CANDIJAY	CF2107012661	15,229.05	28/07/2021	July - December 2020
VII	BOHOL	CALAPE	CF2107012662	10,935.18	28/07/2021	July - December 2020
VII	BOHOL	BUENAVISTA	CF2107012663	6,507.84	28/07/2021	July - December 2020
VII	BOHOL	BILAR	CF2107012664	6,889.60	28/07/2021	July - December 2020
VII	BOHOL	BATUAN	CF2107012665	12,103.25	28/07/2021	July - December 2020
VII	BOHOL	BALILIHAN	CF2107012666	20,704.07	28/07/2021	July - December 2020
VII	BOHOL	BACLAYON	CF2107012667	7,262.09	28/07/2021	July - December 2020
VII	BOHOL	ANTEQUERA	CF2107012668	9,929.12	28/07/2021	July - December 2020
VII	BOHOL	ANDA	CF2107012669	6,818.30	28/07/2021	July - December 2020
VIII	BILIRAN	NAVAL	CF2107012670	173,843.67	28/07/2021	July - December 2020
IV-A	BATANGAS	LEMERY	CF2108013942	28,461.41	24/08/2021	January - June 2020
IV-A	BATANGAS	BALETE	CF2108013943	1,418.99	24/08/2021	January - June 2020

IV-A	RIZAL	ANGONO	CF2108013962	158,447.63	25/08/2021	January - June 2020
IV-A	QUEZON	UNISAN	CF2108013963	6,131.66	25/08/2021	January - June 2020
IV-A	QUEZON	TIAONG	CF2108013964	27,963.37	25/08/2021	January - June 2020
IV-A	QUEZON	TAYABAS CITY	CF2108013965	42,579.58	25/08/2021	January - June 2020
IV-A	QUEZON	TAGKAWAYAN	CF2108013966	13,902.08	25/08/2021	January - June 2020
IV-A	QUEZON	SARIAYA	CF2108013967	31,826.38	25/08/2021	January - June 2020
IV-A	QUEZON	SAN NARCISO	CF2108013968	2,513.55	25/08/2021	January - June 2020
IV-A	QUEZON	SAN ANTONIO	CF2108013969	5,120.30	25/08/2021	January - June 2020
IV-A	QUEZON	SAN ANDRES	CF2108013970	1,566.43	25/08/2021	January - June 2020
IV-A	QUEZON	REAL	CF2108013971	4,676.22	25/08/2021	January - June 2020
IV-A	QUEZON	PAGBILAO	CF2108013972	30,377.99	25/08/2021	January - June 2020
IV-A	QUEZON	MULANAY	CF2108013973	3,644.57	25/08/2021	January - June 2020
IV-A	QUEZON	MAUBAN	CF2108013974	12,106.19	25/08/2021	January - June 2020
IV-A	QUEZON	MACALELON	CF2108013975	5,367.12	25/08/2021	January - June 2020
IV-A	QUEZON	LUCBAN	CF2108013976	31,585.45	25/08/2021	January - June 2020
IV-A	QUEZON	LOPEZ	CF2108013977	21,104.50	25/08/2021	January - June 2020
IV-A	QUEZON	INFANTA	CF2108013978	16,161.92	25/08/2021	January - June 2020
IV-A	QUEZON	GUMACA	CF2108013979	29,808.95	25/08/2021	January - June 2020
IV-A	QUEZON	GUINAYANGAN	CF2108013980	3,714.84	25/08/2021	January - June 2020

IV-A	QUEZON	GENERAL NAKAR	CF2108013981	1,317.71	25/08/2021	January - June 2020
IV-A	QUEZON	DOLORES	CF2108013982	9,646.58	25/08/2021	January - June 2020
IV-A	QUEZON	CATANAUAN	CF2108013983	11,655.78	25/08/2021	January - June 2020
IV-A	QUEZON	CANDELARIA	CF2108013984	62,367.54	25/08/2021	January - June 2020
IV-A	QUEZON	CALAUAG	CF2108013985	10,338.22	25/08/2021	January - June 2020
IV-A	QUEZON	ATIMONAN	CF2108013986	19,598.78	25/08/2021	January - June 2020
IV-A	QUEZON	ALABAT	CF2108013987	3,964.30	25/08/2021	January - June 2020
IV-B	ROMBLON	ROMBLON	CF2108013988	28,061.86	25/08/2021	January - June 2020
IV-B	ROMBLON	ODIONGAN	CF2108013989	23,475.61	25/08/2021	January - June 2020
IV-B	ROMBLON	LOOC	CF2108013990	5,413.13	25/08/2021	January - June 2020
IV-B	ROMBLON	CALATRAVA	CF2108013991	2,828.13	25/08/2021	January - June 2020
V	CAMARINES SUR	TIGAON	CF2108013992	12,143.52	25/08/2021	January - June 2020
V	CAMARINES SUR	SAN JOSE	CF2108013993	12,222.32	25/08/2021	January - June 2020
V	CAMARINES SUR	RAGAY	CF2108013994	10,760.11	25/08/2021	January - June 2020
V	CAMARINES SUR	PRESENTACION	CF2108013995	1,123.37	25/08/2021	January - June 2020
V	CAMARINES SUR	PILI	CF2108013996	42,548.71	25/08/2021	January - June 2020
V	CAMARINES SUR	PAMPLONA	CF2108013997	21,156.83	25/08/2021	January - June 2020
V	CAMARINES SUR	PASACAO	CF2108013998	11,236.53	25/08/2021	January - June 2020
V	CAMARINES SUR	OCAMPO	CF2108013999	7,382.05	25/08/2021	January - June 2020

V	CAMARINES SUR	NABUA	CF2108014000	25,604.90	25/08/2021	January - June 2020
V	CAMARINES SUR	MILAOR	CF2108014001	1,047.82	25/08/2021	January - June 2020
V	CAMARINES SUR	LIBMANAN	CF2108014002	23,932.92	25/08/2021	January - June 2020
V	CAMARINES SUR	LAGONROY	CF2108014003	6,860.64	25/08/2021	January - June 2020
V	CAMARINES SUR	IRIGA CITY	CF2108014004	62,831.33	25/08/2021	January - June 2020
V	CAMARINES SUR	GOA	CF2108014005	31,644.69	25/08/2021	January - June 2020
V	CAMARINES SUR	GARCHITORENA	CF2108014006	4,497.17	25/08/2021	January - June 2020
V	CAMARINES SUR	CANAMAN	CF2108014007	10,683.37	25/08/2021	January - June 2020
V	CAMARINES SUR	CAMALIGAN	CF2108014008	1,242.15	25/08/2021	January - June 2020
V	CAMARINES SUR	CALABANGA	CF2108014009	10,966.94	25/08/2021	January - June 2020
V	CAMARINES SUR	BUHI	CF2108014010	13,140.33	25/08/2021	January - June 2020
V	CAMARINES SUR	BATO	CF2108014011	10,681.76	25/08/2021	January - June 2020
V	CAMARINES SUR	BAAO	CF2108014012	14,070.11	25/08/2021	January - June 2020
IV-B	PALAWAN	ABORLAN	CF2108014013	6,426.69	25/08/2021	January - June 2020
IV-A	RIZAL	TERESA	CF2108014014	45,645.71	25/08/2021	January - June 2020
IV-A	RIZAL	TANAY	CF2108014015	87,742.68	25/08/2021	January - June 2020
IV-A	RIZAL	PILILIA	CF2108014016	15,942.00	25/08/2021	January - June 2020
IV-A	RIZAL	MORONG	CF2108014017	43,044.83	25/08/2021	January - June 2020
IV-A	RIZAL	JALA-JALA	CF2108014018	5,038.43	25/08/2021	January - June 2020

IV-A	RIZAL	CARDONA	CF2108014019	7,844.51	25/08/2021	January - June 2020
IV-A	RIZAL	BINANGONAN	CF2108014020	186,472.59	25/08/2021	January - June 2020
IV-A	RIZAL	BARAS	CF2108014021	39,440.25	25/08/2021	January - June 2020
IV-B	ROMBLON	ALCANTARA	CF2108014022	5,003.44	25/08/2021	January - June 2020
V	CATANDUANES	VIRAC	CF2108014023	47,215.37	25/08/2021	January - June 2020
V	CATANDUANES	SAN ANDRES	CF2108014024	4,852.32	25/08/2021	January - June 2020
V	CATANDUANES	PANGANIBAN	CF2108014025	2,119.01	25/08/2021	January - June 2020
V	CATANDUANES	BATO	CF2108014026	2,843.86	25/08/2021	January - June 2020
V	CATANDUANES	BAGAMANOC	CF2108014027	1,265.08	25/08/2021	January - June 2020
V	MASBATE	SAN JACINTO	CF2108014028	22,100.72	25/08/2021	January - June 2020
V	MASBATE	SAN FERNANDO	CF2108014029	9,725.08	25/08/2021	January - June 2020
V	MASBATE	PLACER	CF2108014030	2,752.72	25/08/2021	January - June 2020
V	MASBATE	PALANAS	CF2108014031	2,306.43	25/08/2021	January - June 2020
V	MASBATE	MONREAL	CF2108014032	2,420.80	25/08/2021	January - June 2020
V	MASBATE	MOBO	CF2108014033	1,707.26	25/08/2021	January - June 2020
V	MASBATE	MILAGROS	CF2108014034	3,231.94	25/08/2021	January - June 2020
V	MASBATE	MASBATE CITY	CF2108014035	97,383.09	25/08/2021	January - June 2020
V	MASBATE	MANDAON	CF2108014036	4,053.97	25/08/2021	January - June 2020
V	MASBATE	ESPERANZA	CF2108014037	1,358.87	25/08/2021	January - June 2020

V	MASBATE	DIMASALANG	CF2108014038	3,498.60	25/08/2021	January - June 2020
V	MASBATE	CAWAYAN	CF2108014039	3,220.33	25/08/2021	January - June 2020
V	MASBATE	CATAINGAN	CF2108014040	4,537.45	25/08/2021	January - June 2020
V	MASBATE	BATUAN	CF2108014041	1,798.55	25/08/2021	January - June 2020
V	MASBATE	BALENO	CF2108014042	3,263.11	25/08/2021	January - June 2020
V	MASBATE	AROROY	CF2108014043	13,633.66	25/08/2021	January - June 2020
IV-B	ORIENTAL MINDORO	SOCORRO	CF2108014044	9,852.38	25/08/2021	January - June 2020
IV-B	ORIENTAL MINDORO	ROXAS	CF2108014045	36,272.99	25/08/2021	January - June 2020
IV-B	ORIENTAL MINDORO	PUERTO GALERA	CF2108014046	23,234.09	25/08/2021	January - June 2020
IV-B	ORIENTAL MINDORO	PINAMALAYAN	CF2108014047	31,354.22	25/08/2021	January - June 2020
IV-B	ORIENTAL MINDORO	NAUJAN	CF2108014048	17,943.26	25/08/2021	January - June 2020
IV-B	ORIENTAL MINDORO	MANSALAY	CF2108014049	5,915.43	25/08/2021	January - June 2020
IV-B	ORIENTAL MINDORO	GLORIA	CF2108014050	10,372.47	25/08/2021	January - June 2020
IV-B	ORIENTAL MINDORO	CALAPAN CITY	CF2108014051	115,774.41	25/08/2021	January - June 2020
IV-B	ORIENTAL MINDORO	BULALACAO	CF2108014052	10,456.99	25/08/2021	January - June 2020
IV-B	ORIENTAL MINDORO	BONGABONG	CF2108014053	16,893.68	25/08/2021	January - June 2020
IV-B	ORIENTAL MINDORO	BANSUD	CF2108014054	9,818.57	25/08/2021	January - June 2020
IV-B	ORIENTAL MINDORO	BACO	CF2108014055	2,513.11	25/08/2021	January - June 2020
IV-B	OCCIDENTAL MINDORO	SANTA CRUZ	CF2108014056	1,364.90	25/08/2021	January - June 2020

IV-B	OCCIDENTAL MINDORO	SABLAYAN	CF2108014057	11,016.18	25/08/2021	January - June 2020
IV-B	OCCIDENTAL MINDORO	MAMBURAO	CF2108014058	17,714.68	25/08/2021	January - June 2020
IV-B	OCCIDENTAL MINDORO	SAN JOSE	CF2108014059	40,813.82	25/08/2021	January - June 2020
IV-B	OCCIDENTAL MINDORO	CALINTAAN	CF2108014060	1,459.42	25/08/2021	January - June 2020
IV-B	OCCIDENTAL MINDORO	ABRA DE ILOG	CF2108014061	2,930.15	25/08/2021	January - June 2020
IV-B	ORIENTAL MINDORO	VICTORIA	CF2108014062	15,372.23	25/08/2021	January - June 2020
IV-B	MARINDUQUE	TORRIJOS	CF2108014063	12,807.96	25/08/2021	January - June 2020
IV-B	MARINDUQUE	SANTA CRUZ	CF2108014064	55,834.86	25/08/2021	January - June 2020
IV-B	MARINDUQUE	MOGPOG	CF2108014065	38,250.87	25/08/2021	January - June 2020
IV-B	MARINDUQUE	GASAN	CF2108014066	45,697.45	25/08/2021	January - June 2020
IV-B	MARINDUQUE	BUENAVISTA	CF2108014067	24,509.02	25/08/2021	January - June 2020
IV-B	MARINDUQUE	BOAC	CF2108014068	118,452.01	25/08/2021	January - June 2020
IV-A	LAGUNA	VICTORIA	CF2108014069	20,765.66	25/08/2021	January - June 2020
IV-A	LAGUNA	SINILOAN	CF2108014070	9,444.60	25/08/2021	January - June 2020
IV-A	LAGUNA	SAN PEDRO CITY	CF2108014071	283,633.56	25/08/2021	January - June 2020
IV-A	LAGUNA	SAN PABLO CITY	CF2108014072	202,771.95	25/08/2021	January - June 2020
IV-A	LAGUNA	SANTA MARIA	CF2108014073	3,350.42	25/08/2021	January - June 2020
IV-A	LAGUNA	SANTA CRUZ	CF2108014074	95,300.84	25/08/2021	January - June 2020
IV-A	LAGUNA	RIZAL	CF2108014075	11,385.15	25/08/2021	January - June 2020

IV-A	LAGUNA	PILA	CF2108014076	20,027.72	25/08/2021	January - June 2020
IV-A	LAGUNA	PANGIL	CF2108014077	3,794.95	25/08/2021	January - June 2020
IV-A	LAGUNA	PAKIL	CF2108014078	8,278.60	25/08/2021	January - June 2020
IV-A	LAGUNA	PAGSANJAN	CF2108014079	31,143.13	25/08/2021	January - June 2020
IV-A	LAGUNA	PAETE	CF2108014080	10,635.89	25/08/2021	January - June 2020
IV-A	LAGUNA	NAGCARLAN	CF2108014081	37,758.71	25/08/2021	January - June 2020
IV-A	LAGUNA	MAJAYJAY	CF2108014082	6,132.69	25/08/2021	January - June 2020
IV-A	LAGUNA	CABUYAO CITY	CF2108014083	206,096.21	25/08/2021	January - June 2020
IV-A	LAGUNA	BIÁ'AN CITY	CF2108014084	205,436.76	25/08/2021	January - June 2020
IV-A	CAVITE	TANZA	CF2108014085	246,315.41	25/08/2021	January - June 2020
IV-A	CAVITE	SILANG	CF2108014086	281,138.24	25/08/2021	January - June 2020
IV-A	CAVITE	GMA	CF2108014087	205,354.15	25/08/2021	January - June 2020
IV-A	BATANGAS	IBAAN	CF2108014088	43,459.08	25/08/2021	January - June 2020
IV-A	BATANGAS	CALATAGAN	CF2108014089	9,911.03	25/08/2021	January - June 2020
IV-A	BATANGAS	CUENCA	CF2108014090	17,694.54	25/08/2021	January - June 2020
IV-A	BATANGAS	CALACA	CF2108014091	35,949.73	25/08/2021	January - June 2020
IV-A	BATANGAS	BAUAN	CF2108014092	81,701.72	25/08/2021	January - June 2020
IV-A	BATANGAS	BATANGAS CITY	CF2108014093	296,054.77	25/08/2021	January - June 2020
IV-A	BATANGAS	ALITAGTAG	CF2108014094	4,449.54	25/08/2021	January - June 2020

IV-A	BATANGAS	BALAYAN	CF2108014095	34,849.44	25/08/2021	January - June 2020
IV-A	LAGUNA	MAGDALENA	CF2108014098	8,343.72	25/08/2021	January - June 2020
IV-A	LAGUNA	MABITAC	CF2108014099	6,050.23	25/08/2021	January - June 2020
IV-A	LAGUNA	LUMBAN	CF2108014100	20,152.52	25/08/2021	January - June 2020
IV-A	LAGUNA	LUISIANA	CF2108014101	5,930.57	25/08/2021	January - June 2020
IV-A	LAGUNA	LOS BAÑOS	CF2108014102	125,547.11	25/08/2021	January - June 2020
IV-A	LAGUNA	LILIW	CF2108014103	16,050.78	25/08/2021	January - June 2020
IV-A	LAGUNA	KALAYAAN	CF2108014104	2,546.63	25/08/2021	January - June 2020
IV-A	LAGUNA	FAMY	CF2108014105	6,411.55	25/08/2021	January - June 2020
IV-A	LAGUNA	CAVINTI	CF2108014106	2,945.59	25/08/2021	January - June 2020
IV-A	LAGUNA	CALAUAN	CF2108014107	11,548.03	25/08/2021	January - June 2020
IV-A	LAGUNA	BAY	CF2108014108	19,969.36	25/08/2021	January - June 2020
IV-A	LAGUNA	ALAMINOS	CF2108014109	2,052.12	25/08/2021	January - June 2020
IV-A	CAVITE	TERNATE	CF2108014110	3,331.90	25/08/2021	January - June 2020
IV-A	CAVITE	ROSARIO	CF2108014111	128,558.26	25/08/2021	January - June 2020
IV-A	CAVITE	NOVELETA	CF2108014112	71,914.90	25/08/2021	January - June 2020
IV-A	CAVITE	NAIC	CF2108014113	91,998.33	25/08/2021	January - June 2020
IV-A	CAVITE	MENDEZ	CF2108014114	37,854.41	25/08/2021	January - June 2020
IV-A	CAVITE	MARAGONDON	CF2108014115	16,233.80	25/08/2021	January - June 2020

IV-A	CAVITE	KAWIT	CF2108014116	158,804.54	25/08/2021	January - June 2020
IV-A	CAVITE	INDANG	CF2108014117	68,095.84	25/08/2021	January - June 2020
IV-A	CAVITE	AMADEO	CF2108014118	25,166.25	25/08/2021	January - June 2020
IV-A	CAVITE	ALFONSO	CF2108014119	67,558.26	25/08/2021	January - June 2020
IV-A	BATANGAS	TUY	CF2108014120	2,973.96	25/08/2021	January - June 2020
IV-A	BATANGAS	TAYSAN	CF2108014121	7,393.07	25/08/2021	January - June 2020
IV-A	BATANGAS	TANAUAN CITY	CF2108014122	124,073.29	25/08/2021	January - June 2020
IV-A	BATANGAS	TALISAY	CF2108014123	8,736.65	25/08/2021	January - June 2020
IV-A	BATANGAS	TAAL	CF2108014124	30,621.57	25/08/2021	January - June 2020
IV-A	BATANGAS	SANTO TOMAS	CF2108014125	62,693.74	25/08/2021	January - June 2020
IV-A	BATANGAS	STA. TERESITA	CF2108014126	13,626.61	25/08/2021	January - June 2020
IV-A	BATANGAS	SAN PASCUAL	CF2108014127	29,948.75	25/08/2021	January - June 2020
IV-A	BATANGAS	SAN JUAN	CF2108014128	38,248.52	25/08/2021	January - June 2020
IV-A	BATANGAS	SAN JOSE	CF2108014129	21,594.45	25/08/2021	January - June 2020
IV-A	BATANGAS	ROSARIO	CF2108014130	46,528.00	25/08/2021	January - June 2020
IV-A	BATANGAS	PADRE GARCIA	CF2108014131	31,442.57	25/08/2021	January - June 2020
IV-A	BATANGAS	NASUGBU	CF2108014132	40,283.44	25/08/2021	January - June 2020
IV-A	BATANGAS	MALVAR	CF2108014133	24,650.87	25/08/2021	January - June 2020
IV-A	BATANGAS	MABINI	CF2108014134	18,507.89	25/08/2021	January - June 2020

IV-A	BATANGAS	LOBO	CF2108014135	5,505.00	25/08/2021	January - June 2020
IV-A	BATANGAS	LIAN	CF2108014136	17,515.64	25/08/2021	January - June 2020
IV-A	BATANGAS	LAUREL	CF2108014137	5,103.55	25/08/2021	January - June 2020
V	SORSOGON	SORSOGON CITY	CF2108014138	100,830.98	25/08/2021	January - June 2020
V	SORSOGON	SANTA MAGDALENA	CF2108014139	1,000.34	25/08/2021	January - June 2020
V	SORSOGON	PRIETO DIAZ	CF2108014140	1,924.97	25/08/2021	January - June 2020
V	SORSOGON	PILAR	CF2108014141	9,563.97	25/08/2021	January - June 2020
V	SORSOGON	MATNOG	CF2108014142	5,632.75	25/08/2021	January - June 2020
V	SORSOGON	JUBAN	CF2108014143	10,610.75	25/08/2021	January - June 2020
V	SORSOGON	IROSIN	CF2108014144	18,082.62	25/08/2021	January - June 2020
V	SORSOGON	GUBAT	CF2108014145	20,830.78	25/08/2021	January - June 2020
V	SORSOGON	CASTILLA	CF2108014146	11,928.46	25/08/2021	January - June 2020
V	SORSOGON	CASIGURAN	CF2108014147	4,056.91	25/08/2021	January - June 2020
V	SORSOGON	BULUSAN	CF2108014148	4,076.90	25/08/2021	January - June 2020
V	SORSOGON	BULAN	CF2108014149	25,628.72	25/08/2021	January - June 2020
V	SORSOGON	BARCELONA	CF2108014150	2,643.80	25/08/2021	January - June 2020
V	ALBAY	TIWI	CF2108014151	14,514.19	25/08/2021	January - June 2020
V	ALBAY	TABACO CITY	CF2108014152	111,036.30	25/08/2021	January - June 2020
V	ALBAY	SANTO DOMINGO	CF2108014153	13,992.20	25/08/2021	January - June 2020

V	ALBAY	LIBON	CF2108014154	5,358.00	25/08/2021	January - June 2020
V	ALBAY	GUINOBATAN	CF2108014155	34,682.30	25/08/2021	January - June 2020
V	ALBAY	DARAGA	CF2108014156	81,393.75	25/08/2021	January - June 2020
V	ALBAY	CAMALIG	CF2108014157	15,199.07	25/08/2021	January - June 2020
V	ALBAY	BACACAY	CF2108014158	27,661.43	25/08/2021	January - June 2020
V	CAMARINES NORTE	VINZONS	CF2108014159	10,272.21	25/08/2021	January - June 2020
V	CAMARINES NORTE	TALISAY	CF2108014160	5,620.99	25/08/2021	January - June 2020
V	CAMARINES NORTE	SANTA ELENA	CF2108014161	5,060.92	25/08/2021	January - June 2020
V	CAMARINES NORTE	PARACALE	CF2108014162	9,315.39	25/08/2021	January - June 2020
V	CAMARINES NORTE	MERCEDES	CF2108014163	6,449.33	25/08/2021	January - June 2020
IV-A	CAVITE	GENERAL EMILIO AGUINALDO	CF2108014164	11,665.04	25/08/2021	January - June 2020
IV-A	CAVITE	CAVITE CITY	CF2108014165	163,149.57	25/08/2021	January - June 2020
IV-A	CAVITE	CARMONA	CF2108014166	120,942.93	25/08/2021	January - June 2020
IV-A	BATANGAS	AGONCILLO	CF2108014167	3,195.05	25/08/2021	January - June 2020
IV-A	RIZAL	SAN MATEO	CF2108014171	340,538.44	25/08/2021	January - June 2020
IV-A	RIZAL	RODRIGUEZ	CF2108014172	331,373.43	25/08/2021	January - June 2020
IV-A	RIZAL	CAINTA	CF2108014173	649,414.69	25/08/2021	January - June 2020
IV-A	RIZAL	ANTIPOLO CITY	CF2108014174	855,358.01	25/08/2021	January - June 2020
IV-A	LAGUNA	SANTA ROSA CITY	CF2108014175	389,005.95	25/08/2021	January - June 2020

IV-A	LAGUNA	CALAMBA CITY	CF2108014176	349,087.81	25/08/2021	January - June 2020
IV-A	CAVITE	IMUS CITY	CF2108014177	866,477.39	25/08/2021	January - June 2020
IV-A	CAVITE	GENERAL TRIAS	CF2108014178	440,819.78	25/08/2021	January - June 2020
IV-A	CAVITE	DASMARIÃ'AS CITY	CF2108014179	969,859.84	25/08/2021	January - June 2020
IV-A	CAVITE	BACOR CITY	CF2108014180	916,011.68	25/08/2021	January - June 2020
IV-A	BATANGAS	LIPA CITY	CF2108014181	358,809.65	25/08/2021	January - June 2020
V	ALBAY	LEGAZPI CITY	CF2108014184	252,121.17	25/08/2021	January - June 2020
V	CAMARINES SUR	NAGA CITY	CF2108014185	282,477.11	25/08/2021	January - June 2020
IV-B	PALAWAN	PUERTO PRINCESA CITY	CF2108014186	203,963.24	25/08/2021	January - June 2020
IV-A	QUEZON	LUCENA CITY	CF2108014187	247,711.02	25/08/2021	January - June 2020
IV-B	ORIENTAL MINDORO	CALAPAN CITY	CF2108014252	265,334.12	27/08/2021	July to December 2019
IV-B	MARINDUQUE	BOAC	CF2108014253	229,035.56	27/08/2021	July to December 2019
IV-B	MARINDUQUE	MARINDUQUE	CF2108014254	233,483.51	27/08/2021	July to December 2019
V	SORSOGON	SORSOGON CITY	CF2108014255	218,913.72	27/08/2021	July to December 2019
V	ALBAY	TABACO CITY	CF2108014256	218,705.13	27/08/2021	July to December 2019
V	MASBATE	MASBATE CITY	CF2108014257	209,631.70	27/08/2021	July to December 2019
IV-A	BATANGAS	BATANGAS	CF2108014258	266,585.91	27/08/2021	January - June 2020
V	CAMARINES SUR	PRESENTACION	CF2108014259	2,500.32	27/08/2021	July to December 2019
IV-B	OCCIDENTAL MINDORO	SAN JOSE	CF2108014260	106,555.74	27/08/2021	July to December 2019

IV-A	QUEZON	CALAUAG	CF2108014261	29,275.20	27/08/2021	July to December 2019
III	NUEVA ECIJA	SAN LEONARDO	CF2108014262	26,403.70	27/08/2021	July to December 2019
I	LA UNION	BANGAR	CF2108014263	20,612.78	27/08/2021	July to December 2019
V	MASBATE	MASBATE	CF2108014264	32,181.95	27/08/2021	January - June 2020
V	SORSOGON	SORSOGON	CF2108014265	46,392.38	27/08/2021	January - June 2020
V	CATANDUANES	CATANDUANES	CF2108014266	23,513.94	27/08/2021	January - June 2020
V	ALBAY	ALBAY	CF2108014267	104,115.40	27/08/2021	January - June 2020
V	CAMARINES NORTE	CAMARINES NORTE	CF2108014268	76,088.67	27/08/2021	January - June 2020
V	CAMARINES SUR	CAMARINES SUR	CF2108014269	109,323.55	27/08/2021	January - June 2020
IV-B	PALAWAN	PALAWAN	CF2108014270	54,022.68	27/08/2021	January - June 2020
IV-A	QUEZON	QUEZON	CF2108014271	146,882.46	27/08/2021	January - June 2020
IV-A	LAGUNA	LAGUNA	CF2108014272	194,266.63	27/08/2021	January - June 2020
IV-B	MARINDUQUE	MARINDUQUE	CF2108014273	118,220.87	27/08/2021	January - June 2020
IV-B	ROMBLON	ROMBLON	CF2108014274	25,912.87	27/08/2021	January - June 2020
IV-B	OCCIDENTAL MINDORO	OCCIDENTAL MINDORO	CF2108014275	30,119.65	27/08/2021	January - June 2020
IV-B	ORIENTAL MINDORO	ORIENTAL MINDORO	CF2108014276	75,999.76	27/08/2021	January - June 2020
V	ALBAY	POLANGUI	CF2108014277	37,178.36	27/08/2021	January - June 2020
V	ALBAY	PIO DURAN	CF2108014278	9,475.03	27/08/2021	January - June 2020
V	ALBAY	OAS	CF2108014279	7,252.98	27/08/2021	January - June 2020

V	ALBAY	MALINAO	CF2108014280	3,090.82	27/08/2021	January - June 2020
V	ALBAY	MALILIPOT	CF2108014281	9,826.07	27/08/2021	January - June 2020
V	ALBAY	LIGAO CITY	CF2108014282	35,386.43	27/08/2021	January - June 2020
V	CAMARINES NORTE	LABO	CF2108014283	23,144.56	27/08/2021	January - June 2020
V	CAMARINES NORTE	JOSE PANGANIBAN	CF2108014284	11,058.96	27/08/2021	January - June 2020
V	CAMARINES NORTE	DAET	CF2108014285	108,579.64	27/08/2021	January - June 2020
V	CAMARINES NORTE	CAPALONGA	CF2108014286	6,062.57	27/08/2021	January - June 2020
V	CAMARINES NORTE	BASUD	CF2108014287	4,478.65	27/08/2021	January - June 2020
IV-B	PALAWAN	SOFRONIO ESPAÑA'OLA	CF2108014288	5,721.53	27/08/2021	January - June 2020
IV-B	PALAWAN	ROXAS	CF2108014289	19,666.84	27/08/2021	January - June 2020
IV-B	PALAWAN	RIZAL	CF2108014290	5,310.08	27/08/2021	January - June 2020
IV-B	PALAWAN	NARRA	CF2108014291	31,334.37	27/08/2021	January - June 2020
IV-B	PALAWAN	EL NIDO	CF2108014292	10,435.68	27/08/2021	January - June 2020
IV-B	PALAWAN	CORON	CF2108014293	17,964.87	27/08/2021	January - June 2020
IV-B	PALAWAN	BUSUANGA	CF2108014294	2,460.78	27/08/2021	January - June 2020
IV-B	PALAWAN	BROOKE'S POINT	CF2108014295	10,542.40	27/08/2021	January - June 2020
IV-B	PALAWAN	BATARAZA	CF2108014296	23,769.46	27/08/2021	January - June 2020
IV-B	PALAWAN	ROXAS	CF2108014297	44,086.62	27/08/2021	July to December 2019
IV-B	PALAWAN	RIZAL	CF2108014298	6,801.98	27/08/2021	July to December 2019

IV-B	PALAWAN	NARRA	CF2108014299	72,835.12	27/08/2021	July to December 2019
IV-B	PALAWAN	EL NIDO	CF2108014300	17,986.48	27/08/2021	July to December 2019
IV-B	PALAWAN	BUSUANGA	CF2108014301	4,931.70	27/08/2021	July to December 2019
IV-B	PALAWAN	CORON	CF2108014302	35,817.73	27/08/2021	July to December 2019
IV-B	PALAWAN	BROOKE'S POINT	CF2108014303	30,338.89	27/08/2021	July to December 2019
IV-B	PALAWAN	BATARAZA	CF2108014304	69,794.42	27/08/2021	July to December 2019
IV-B	PALAWAN	ABORLAN	CF2108014305	13,180.17	27/08/2021	July to December 2019
IV-B	PALAWAN	ABORLAN	CF2108014306	23,559.25	27/08/2021	July - December 2018
IV-B	PALAWAN	PALAWAN	CF2108014307	125,437.16	27/08/2021	July to December 2019
IV-B	PALAWAN	TAYTAY	CF2108014308	8,392.23	27/08/2021	July to December 2019
IV-B	PALAWAN	SOFRONIO ESPAÑA'OLA	CF2108014309	7,998.12	27/08/2021	July to December 2019
IV-B	ORIENTAL MINDORO	BANSUD	CF2108014310	23,522.79	27/08/2021	July to December 2019
IV-B	ORIENTAL MINDORO	BACO	CF2108014311	7,434.67	27/08/2021	July to December 2019
IV-B	MARINDUQUE	TORRIJOS	CF2108014312	23,976.44	27/08/2021	July to December 2019
IV-B	MARINDUQUE	SANTA CRUZ	CF2108014313	115,053.37	27/08/2021	July to December 2019
IV-B	MARINDUQUE	MOGPOG	CF2108014314	77,656.72	27/08/2021	July to December 2019
IV-B	MARINDUQUE	GASAN	CF2108014315	89,161.38	27/08/2021	July to December 2019
IV-B	MARINDUQUE	BUENAVISTA	CF2108014316	48,825.32	27/08/2021	July to December 2019
IV-A	RIZAL	TERESA	CF2108014317	94,882.47	27/08/2021	July to December 2019

IV-A	RIZAL	TANAY	CF2108014318	182,343.95	27/08/2021	July to December 2019
IV-A	RIZAL	PILILIA	CF2108014319	36,170.97	27/08/2021	July to December 2019
IV-A	RIZAL	MORONG	CF2108014320	105,397.24	27/08/2021	July to December 2019
IV-A	RIZAL	JALA-JALA	CF2108014321	9,776.53	27/08/2021	July to December 2019
IV-A	RIZAL	CARDONA	CF2108014322	17,414.80	27/08/2021	July to December 2019
IV-A	RIZAL	BARAS	CF2108014323	77,562.35	27/08/2021	July to December 2019
V	SORSOGON	JUBAN	CF2108014324	11,901.41	27/08/2021	July - December 2018
V	SORSOGON	MATNOG	CF2108014325	13,789.19	27/08/2021	Jan - Jun 2019
IV-B	PALAWAN	SAN VICENTE	CF2108014326	1,429.43	27/08/2021	July to December 2019
IV-A	BATANGAS	SAN JOSE	CF2108014327	41,916.02	27/08/2021	July to December 2019
IV-A	BATANGAS	ROSARIO	CF2108014328	111,501.71	27/08/2021	July to December 2019
IV-A	BATANGAS	MABINI	CF2108014329	40,866.29	27/08/2021	July to December 2019
IV-A	BATANGAS	IBAAN	CF2108014330	89,222.97	27/08/2021	July to December 2019
IV-A	BATANGAS	BAUAN	CF2108014331	173,422.52	27/08/2021	July to December 2019
IV-B	ORIENTAL MINDORO	ORIENTAL MINDORO	CF2108014332	177,973.19	27/08/2021	July to December 2019
IV-B	ORIENTAL MINDORO	VICTORIA	CF2108014333	36,617.99	27/08/2021	July to December 2019
IV-B	ORIENTAL MINDORO	SOCORRO	CF2108014334	25,068.79	27/08/2021	July to December 2019
IV-B	ORIENTAL MINDORO	ROXAS	CF2108014335	81,378.61	27/08/2021	July to December 2019
IV-B	ORIENTAL MINDORO	PUERTO GALERA	CF2108014336	51,378.26	27/08/2021	July to December 2019

IV-B	ORIENTAL MINDORO	PINAMALAYAN	CF2108014337	70,395.80	27/08/2021	July to December 2019
IV-B	ORIENTAL MINDORO	NAUJAN	CF2108014338	43,422.04	27/08/2021	July to December 2019
IV-B	ORIENTAL MINDORO	MANSALAY	CF2108014339	10,759.08	27/08/2021	July to December 2019
IV-B	ORIENTAL MINDORO	GLORIA	CF2108014340	26,775.61	27/08/2021	July to December 2019
IV-A	QUEZON	MULANAY	CF2108014341	8,578.48	27/08/2021	July to December 2019
IV-B	ORIENTAL MINDORO	BULALACAO	CF2108014342	29,651.37	27/08/2021	July to December 2019
IV-A	QUEZON	LOPEZ	CF2108014343	53,776.28	27/08/2021	July to December 2019
IV-B	ORIENTAL MINDORO	BONGABONG	CF2108014344	38,527.97	27/08/2021	July to December 2019
IV-A	BATANGAS	TUY	CF2108014345	4,428.23	27/08/2021	July to December 2019
IV-B	OCCIDENTAL MINDORO	OCCIDENTAL MINDORO	CF2108014346	75,738.05	27/08/2021	July to December 2019
IV-B	OCCIDENTAL MINDORO	SABLAYAN	CF2108014347	26,768.55	27/08/2021	July to December 2019
IV-B	OCCIDENTAL MINDORO	MAMBURAO	CF2108014348	44,467.94	27/08/2021	July to December 2019
IV-B	OCCIDENTAL MINDORO	CALINTAAN	CF2108014349	4,748.69	27/08/2021	July to December 2019
IV-B	OCCIDENTAL MINDORO	ABRA DE ILOG	CF2108014350	6,608.09	27/08/2021	July to December 2019
V	MASBATE	PALANAS	CF2108014355	5,660.24	27/08/2021	July to December 2019
NCR	Metro Manila	PATEROS	CF2108014356	205,904.53	27/08/2021	Jan- Jun 2021
V	ALBAY	LEGAZPI CITY	CF2108014357	514,877.35	27/08/2021	July to December 2019
IV-A	RIZAL	RIZAL	CF2108014358	990,563.73	27/08/2021	January - June 2020
NCR	Metro Manila	VALENZUELA	CF2108014359	1,938,742.13	27/08/2021	Jan- Jun 2021

NCR	Metro Manila	TAGUIG	CF2108014360	2,329,781.24	27/08/2021	Jan- Jun 2021
NCR	Metro Manila	QUEZON CITY	CF2108014361	10,758,052.55	27/08/2021	Jan- Jun 2021
NCR	Metro Manila	PASIG CITY	CF2108014362	2,527,596.49	27/08/2021	Jan- Jun 2021
NCR	Metro Manila	PARAÑAQUE	CF2108014363	2,866,263.62	27/08/2021	Jan- Jun 2021
NCR	Metro Manila	NAVOTAS	CF2108014364	661,605.69	27/08/2021	Jan- Jun 2021
NCR	Metro Manila	MUNTINLUPA	CF2108014365	1,179,603.26	27/08/2021	Jan- Jun 2021
NCR	Metro Manila	MARIKINA CITY	CF2108014366	1,772,795.30	27/08/2021	Jan- Jun 2021
NCR	Metro Manila	MANDALUYONG CITY	CF2108014367	1,849,771.26	27/08/2021	Jan- Jun 2021
NCR	Metro Manila	MAKATI	CF2108014368	1,962,325.93	27/08/2021	Jan- Jun 2021
NCR	Metro Manila	MANILA	CF2108014369	6,353,815.11	27/08/2021	Jan- Jun 2021
NCR	Metro Manila	LAS PIÑAS	CF2108014370	2,168,699.97	27/08/2021	Jan- Jun 2021
NCR	Metro Manila	CALOOCAN CITY	CF2108014371	3,462,749.94	27/08/2021	Jan- Jun 2021
IV-B	PALAWAN	PUERTO PRINCESA CITY	CF2108014372	479,809.91	27/08/2021	July to December 2019
IV-A	RIZAL	ANGONO	CF2108014373	383,523.15	27/08/2021	July to December 2019
IV-A	RIZAL	BINANGONAN	CF2108014374	336,068.31	27/08/2021	July to December 2019
IV-A	RIZAL	CAINTA	CF2108014375	1,414,907.19	27/08/2021	July to December 2019
IV-A	RIZAL	RODRIGUEZ	CF2108014376	672,656.86	27/08/2021	July to December 2019
IV-A	RIZAL	SAN MATEO	CF2108014377	721,569.64	27/08/2021	July to December 2019
IV-A	RIZAL	TAYTAY	CF2108014378	1,210,816.36	27/08/2021	July to December 2019

NCR	Metro Manila	MALABON	CF2108014379	846,051.74	27/08/2021	Jan- Jun 2021
IV-A	RIZAL	TAYTAY	CF2108014380	565,464.17	27/08/2021	January - June 2020
IV-A	CAVITE	CAVITE	CF2108014381	790,300.81	27/08/2021	January - June 2020
NCR	Metro Manila	SAN JUAN CITY	CF2108014382	36,578.66	27/08/2021	Jan- Jun 2021
NCR	Metro Manila	PASAY	CF2108014383	2,224,804.73	27/08/2021	Jan- Jun 2021
IV-A	QUEZON	GUINAYANGAN	CF2108014388	8,415.60	27/08/2021	July to December 2019
IV-B	ROMBLON	ALCANTARA	CF2108014389	9,891.63	27/08/2021	July to December 2019
XIII	SURIGAO DEL NORTE	CLAVER	CF2108014390	4,922.59	27/08/2021	January - June 2020
TOTAL				78,784,468.36		

Annex G: STL JOB GENERATION AS OF SEPTEMBER 2021

AAC	AREA OF OPERATION	COUNT OF CABOES	COUNT OF COBRADORES
NATIONAL CAPITAL REGION			
CHIVALRIC INC.	NCR-EASTERN DISTRICT	83	467
FOUR ACES RESOURCE MANAGEMENT GROUP CORP.	PARANAQUE CITY	98	731
GREAT MIND GAMES AND AMUSEMENT CORP.	MUNTINLUPA CITY	94	1,073
TROJAN MARKETING INC.	PATEROS	12	38
	SUBTOTAL	287	2,309
NORTHERN AND CENTRAL LUZON			
CLASH OF CLANS GAMING CORPORATION	IFUGAO	125	455
CTG PRIME VENTURES INC.	NUEVA ECIJA	1,309	23,324
D ORO TIGRE CORPORATION	ABRA	184	1,707
DIAMOND GAMING RESEARCH CENTER CORP.	BULACAN	1,069	13,982
FAIRWAYS MANAGEMENT AND GAMING CORPORATION	SANTIAGO CITY	89	430
FIRST LA UNION LEISURE ENTERTAINMENT AND GAMING CORPORATION	LA UNION	423	2,120
GIPC GAMING AND AMUSEMENT CENTER	ZAMBALES	314	6,637
GOLDEN MATRIX GAMING AND AMUSEMENT CORP.	OLONGAPO CITY	37	953
GOLDENPRIME AMUSEMENT INC	AURORA	62	618
HIT IT BIG GAMING CORPORATION	QUIRINO	112	522
KING'S 810 GAMING CORP.	NUEVA VIZCAYA	28	107
LAKE TAHOE AND AMUSEMENT CORP.	PAMPANGA (ANGELES CITY)	184	1,963
LUCKY PICK AMUSEMENT & DEVT. INC. (LPADI)	ILOCOS NORTE	30	2,737

MOUNTAIN VIEW GAMES OF CHANCE CORPORATION	KALINGA	53	623
MOUNTAIN VIEW GAMES OF CHANCE CORPORATION (MVGC)	APAYAO	44	381
NORTHRAILS RESOURCES INC	TARLAC	264	670
PINES ESTATE AND GAMING CORPORATION	BENGUET	120	250
PINES ESTATE AND GAMING CORPORATION	BENGUET (BAGUIO)	177	527
S GRANDE CORPORATION	ILOCOS SUR	487	3,842
SUNCOVE CORP.	PAMPANGA	1,607	30,322
SUNSET BAY RESEARCH AND MARKETING CORP.	BATAAN	408	9,340
	SUBTOTAL	7,126	101,510
SOUTHERN TAGALOG AND BICOL REGION			
BATANGAS ENHANCED TECH. SYSTEMS INC.	BATANGAS	1,534	19,290
CINCO DERECHO GAMING CORP. (EXC. P.P.C.)	PALAWAN	24	114
EVENCHANCE GAMING CORPORATION	CAM SUR	652	7,784
OCEANIA SUR GAMING CORP	SORSOGON	268	5,771
PHILPRIZE GAMING CORPORATION	PALAWAN	-	106
PINES ESTATE GAMING CORPORATION	ROMBLON	330	950
PIROUETTE CORPORATION	QUEZON	1,574	15,234
RAMLOID GAMING CORP.	LAGUNA	1,245	12,823
STEMMM GAMING CORP.	CAM NORTE	380	2,037
	SUBTOTAL	6,007	64,109
VISAYAS			
7 ACES GAMES AND AMUSEMENT CORP.	ILOILO PROVINCE	137	2,016
888 GOOD FORTUNE GAMING VENTURES CORP..	ANTIQUE PROVINCE	-	374
888 GOOD FORTUNE GAMING VENTURES CORP..	CAPIZ PROVINCE	347	-
ALPHA MAXIMUM GAMING CORPORATION	BOHOL PROVINCE	45	681
BERICH ONLINE GAMING CORPORATION	W. SAMAR PROVINCE	27	721
FOUR ACES RESOURCES MANAGEMENT GROUP CORPORATION	NEG OR PROVINCE	63	2,711
GREAT LION GAMING VENTURES, INC.	AKLAN PROVINCE	-	361

ILOILO SMALL TOWN LOTTERY AND GAMING CORPORATION	ILOILO CITY	169	471
ILOILO SMALL TOWN LOTTERY GAMING CORPORATION	GUIMARAS PROVINCE	25	246
LTS ADVANCE, INC.	CEBU CITY	15	643
LUCKY 7 GAMES AND AMUSEMENT CORPORATION	LAPU-LAPU CITY	50	1,007
MAVTA GAMING AND LEISURE CORPORATION	N.SAMAR PROVINCE	3	1,716
RED CARPET GAMING CORPORATION	SIQUIJOR PROVINCE	-	270
SATURN GAMING N' AMUSEMENT CORPORATION	CEBU PROVINCE	104	7,623
SATURN GAMING N' AMUSEMENT CORPORATION	S. LEYTE PROVINCE	63	615
SUPER LUCKY BEAGLER, INC.	BACOLOD CITY	16	1,949
SUPER LUCKY BEAGLER, INC.	NEG OCC PROVINCE	348	11,116
SYSTEM DEVELOPMENT AND VENTURES CORPORATION	EASTERN SAMAR PROVINCE	49	2,184
VICTORIA DEVELOPMENT AND VENTURES CORPORATION	BILIRAN PROVINCE	10	317
VICTORIA DEVELOPMENT AND VENTURES CORPORATION	LEYTE PROVINCE	100	4,405
VICTORIA DEVELOPMENT AND VENTURES CORPORATION	TACLOBAN CITY	15	480
	SUBTOTAL	1,586	39,906
MINDANAO			
3A8 GAMING AND ENTERTAINMENT INC.	LANAO DEL NORTE	NON-OPERATIONAL	NON-OPERATIONAL
BEATO GIOCO LOTTERY INC.	DAVAO DEL NORTE	4	481
DIAMOND MILLENIUM CORPORATION	MISAMIS ORIENTAL	480	664
DIAMOND MILLENIUM CORPORATION-CAGAYAN DE ORO CITY	CAGAYAN DE ORO CITY	432	538
DJL1 GAMING CORPORATION	ZAMBOANGA CITY	NON-OPERATIONAL	NON-OPERATIONAL
FAIRWAYS MANAGEMENT AND GAMING CORPORATION	ZAMBOANGA DEL NORTE	126	198
GINANSIA GAMING INC.	DAVAO CITY	NON-OPERATIONAL	NON-OPERATIONAL
JELBERT RISING SUN CORPORATION	MAGUINDANAO	14	302
JELBERT RISING SUN CORPORATION	SULTAN KUDARAT	23	618
JGM GAMING AND LEISURE CORPORATION	SARANGGANI	-	467

JGM GAMING AND LEISURE CORPORATION	SURIGAO DEL NORTE	-	585
JY ARCHERS GAMES AND ENTERTAINMENT CORPORATION	SOUTH COTABATO	58	1,000
MEKAS GAMING AND ENTERTAINMENT CORP	ZAMBOANGA DEL SUR	NON-OPERATIONAL	NON-OPERATIONAL
MINDANAO ABCD CORPORATION	DINAGAT ISLANDS	8	166
MIRACLE PICK GAMING CORPORATION	NORTH COTABATO	804	1,707
NUEBE SWERTE INC.	DAVAO OCCIDENTAL	NON-OPERATIONAL	NON-OPERATIONAL
ORO SWERTE GAMING AND LEISURE CORPORATION	DAVAO DE ORO	3	475
OUANO GAMING AND LEISURE CORPORATION	AGUSAN DEL SUR	7	307
PROVIDENT MARKETING AND MOBILE ENTERPRISES INC.	AGUSAN DEL NORTE	31	734
PROVIDENT MARKETING AND MOBILE ENTERPRISES INC.	DAVAO DEL SUR	10	237
PROVIDENT MARKETING AND MOBILE ENTERPRISES INC.	DAVAO ORIENTAL	20	541
PROVIDENT MARKETING AND MOBILE ENTERPRISES INC.-COTABATO CITY	COTABATO CITY	7	194
SOUTHERN ROCK EMPIRE CORPORATION	SULTAN KUDARAT	NON-OPERATIONAL	NON-OPERATIONAL
STL DONEL PHILIPPINES CORPORATON	MISAMIS OCCIDENTAL	138	1,634
SWEETEVA ONLINE GAMING AND AMUSEMENT CORPORATION	SURIGAO DEL SUR	21	916
TRENTO GAMING AND LEISURE CORPORATION	BUKIDNON	2	749
TRENTO GAMING AND LEISURE CORPORATION	GENERAL SANTOS CITY	-	547
ZAMBOANGA AMUSEMENT AND RECREATIONAL INC.	ZAMBOANGA SIBUGAY	NON-OPERATIONAL	NON-OPERATIONAL
ZIAN GAMING RECREATION INC.	BASILAN	11	36
	SUBTOTAL	2,199	13,096
	TOTAL	17,205	220,930

ANNEX H: TAXES PAID FOR 3rd QUARTER, 2021

July 2021					
Type of Tax or Payment	Amount Due	Amount Paid	Payment Date	Received by	O.R. Number
Final Income Tax – 5% Prize Fund Tax	97,894,128.30	97,894,128.30	10-Aug-21	LBP - East Ave.	CHECK NO. 463376
Final Income Tax – 20% winnings	49,753,991.94	49,753,991.94	10-Aug-21	E-payment	EFPS-212549813
Creditable Income Taxes Withheld (Expanded)	61,479,883.56	61,479,883.56	10-Aug-21	E-payment	EFPS-212548682
Value Added Tax and Other Percentage Taxes	27,938,162.21	27,938,162.21	11-Aug-21	E-payment	EFPS-212579790
Documentary Stamp Tax	726,487,037.43	726,487,037.43	28-Jul-21	E-payment	EFPS-212275688 / EFPS-212276070 / EFPS-212427815 / EFPS-212428040
Taxes Withheld on Compensation	9,900,101.10	9,900,101.10	10-Aug-21	E-payment	EFPS-212549322
TOTAL	973,453,304.54	973,453,304.54			
August 2021					
Type of Tax or Payment	Amount Due	Amount Paid	Payment Date	Received by	O.R. Number
Final Income Tax – 5% Prize Fund Tax	87,439,544.01	87,439,544.01	10-Sep-21	LBP - East Ave.	CHECK NO. 463376
Final Income Tax – 20% winnings	50,315,431.12	50,315,431.12	10-Sep-21	E-payment	EFPS-213065720
Creditable Income Taxes Withheld (Expanded)	57,669,919.25	57,669,919.25	10-Sep-21	E-payment	EFPS-213066886
Value Added Tax and Other Percentage Taxes	28,474,190.81	28,474,190.81	10-Sep-21	E-payment	EFPS-213067840
Documentary Stamp Tax	648,901,996.38	648,901,996.38	27-Aug-21	E-payment	EFPS-212821519 / EFPS-212821105 / EFPS-212926757 / EFPS-212926555

Taxes Withheld on Compensation	8,687,083.05	8,687,083.05	10-Sep-21	E-payment	EFPS-213068164
TOTAL	881,488,164.62	881,488,164.62			
September 2021					
Type of Tax or Payment	Amount Due	Amount Paid	Payment Date	Received by	O.R. Number
Final Income Tax – 5% Prize Fund Tax		-			
Final Income Tax – 20% winnings		-			
Creditable Income Taxes Withheld (Expanded)		-			
Value Added Tax and Other Percentage Taxes		-			
Documentary Stamp Tax	742,360,143.31	742,360,143.31	5-Oct-21	E-payment	EFPS-213389432 / EFPS-213389129
Taxes Withheld on Compensation		-			
TOTAL	742,360,143.31	742,360,143.31			