



**Philippine Charity
Sweepstakes Office
Accomplishment Report
First Quarter, 2022**

TABLE OF CONTENTS

Executive Summary	4
I. Introduction	7
II. About PCSO	7
III. Operational Accomplishments	8
<i>A. Fund Generation Activities</i>	8
<i>B. Jackpot Winners</i>	12
<i>C. Fund Provision Activities</i>	13
1. Charity Assistance Programs.....	14
a. Medical Access Program	14
i. Regular Medical Access Program.....	14
ii. Medical Access in Malasakit Centers (MAM) Program.....	15
iii. Employee Medical Access Program.....	17
b. Calamity Assistance Program	17
c. Medical Transport Vehicle Donation Program	18
d. Medical Equipment Donation Program	19
e. Institutional Partnership Program	19
2. Medical Services Programs	20
a. Medicine Donation Program	20
3. Compliance with Mandatory Contributions	20
a. Universal Health Care Program.....	20
b. Assistance to Government Institutions	21
c. Lotto Shares	21
d. Small Town Lottery (STL) Shares	21
<i>D. Other Significant Accomplishments</i>	22
1. Livelihood Generation for Lotto and Keno Agents.....	22
2. STL Authorized Agent Corporations	22
3. Corporate Social Responsibility Initiatives	23
4. Gender and Development (GAD) Activities	23
5. Conduct of STL Sales Convention	23
6. 100% Resolution Rate on 8888 Hotline	23
IV. Administrative Accomplishments.....	24
<i>A. Learning and Growth</i>	24
1. Hiring and Promotions	24
2. Training, Seminar, Workshop, and Forum Conducted	24
V. Contribution to Nation-Building	24
<i>A. Tax Remittances</i>	24
VI. Customer Feedback Mechanisms.....	25
<i>A. Ipaalam Kay GM</i>	25
<i>B. 8888 Hotline</i>	26
<i>C. Online Feedback</i>	26
<i>D. PCSO Social Media Accounts</i>	27
<i>Annex A. Monthly Retail Receipts of PCSO Games, 1st Quarter, 2022</i>	28
<i>Annex B. Monthly MAP Assistance per Nature of Request, 1st Quarter, 2022</i>	29

<i>Annex C. Malasakit Centers with PCSO Budget Allocation as of 31 March 2022</i>	31
<i>Annex D. Monthly PCSO Assistance in Malasakit Centers per Nature of Request, 1st Quarter, 2022</i>	36
<i>Annex E. MAP Assistance in Head and Branch Offices, and Malasakit Centers, 1st Quarter, 2022</i>	38
<i>Annex F. Calamity Assistance Program Recipients, 1st Quarter, 2022</i>	40
<i>Annex G. Medical Transport Vehicle Donation Program Recipients, 1st Quarter, 2022</i>	41
<i>Annex H. Medicine Donation Program Recipients, 1st Quarter, 2022</i>	42
<i>Annex I. Lotto and STL Shares, 1st Quarter, 2022</i>	51
<i>Annex J. STL Authorized Agent Corporations (AACs), 1st Quarter, 2022</i>	53

LIST OF TABLES

Table 1 PCSO Retail Receipts, 1st Quarter of 2022 and 2021	9
Table 2 STL Retail Receipts, 1st Quarter, 2022 vs 2021	11
Table 3 Keno Retail Receipts, 1st Quarter, 2022 vs 2021	11
Table 4 Number of Jackpot Winners and Total Winnings, 1 st 2022 and 2021	12
Table 5 Jackpot Winners and Jackpot Prizes per Game, 1st Quarter, 2022	12
Table 6 Summary of Fund Provision Activities, 1st Quarter, 2022 vs 2021	13
Table 7 Summary of MAP Assistance, 1st Quarter, 2022	14
Table 8 MAP Assistance, 1st Quarter, 2022 vs 2021	15
Table 9 Summary of MAP Assistance in Malasakit Centers, 1st Quarter, 2022	15
Table 10 MAP Assistance in PCSO Offices and Malasakit Centers, 1st Quarter, 2022	16
Table 11 Calamity Assistance Program, 1st Quarter, 2022	17
Table 12 Calamity Assistance Program Performance, 1 st Quarter, 2022 and 2021	18
Table 13 Institutional Partnership Program, 1st Quarter, 2022	19
Table 14 UHC Share as of March 31, 2022	20
Table 15 Mandatory Contributions Released, 1st Quarter, 2022	21
Table 16 STL Shares per Recipient, 1st Quarter, 2022	21
Table 17 Lotto and Keno Agents, 1st Quarter, 2022	22
Table 18 STL Job Generation, 1st Quarter, 2022	22
Table 19 Number of Approved Appointments from CSC Field Office, 1st Quarter, 2022	24
Table 20 Trainings Conducted, 1st Quarter, 2022	24
Table 21 Taxes Paid, 1st Quarter, 2022	25
Table 22 PCSO Taxes Paid to BIR, 1st Quarter 2022 and 2021	25
Table 23 Summary of Ipaalam Kay GM Hotline , 1st Quarter, 2022	25
Table 24 Summary of 8888 Hotline, 1st Quarter, 2022	26
Table 25 Online Feedback, 1st Quarter, 2022	27

LIST OF FIGURES

Figure 1 PCSO Gross Receipts	8
Figure 2 Allocation of Net Receipts.....	8
Figure 3 Target vs Actual Retail Receipts, 1st Quarter, 2022	9
Figure 4 Breakdown of PCSO Games, 1st Quarter, 2022	10
Figure 5 Lotto Sales, 1st Quarter, 2022	10
Figure 6 Digit Games Retail Receipts, 1st Quarter, 2022	11
Figure 7 Total Jackpot Prize Winnings, 1st Quarter, 2022	12
Figure 8 Contact Details of the Ipaalam Kay GM Hotline	26
Figure 9 Official PCSO Facebook Page and PCSO Games Hub Facebook Page	27

Executive Summary

Introduction

The first quarter accomplishment report for 2022 of the Philippine Charity Sweepstakes Office (PCSO) is prepared to fulfill the Agency's reporting accountabilities to the Office of the President and to the Governance Commission for Government-Owned or -Controlled Corporations (GCG). This report covers the operational and administrative accomplishments, contributions to nation-building, and results of the customer feedback mechanisms of Agency for the period January to March 2022.

About PCSO

The mandate of the Philippine Charity Sweepstakes Office (PCSO) is two-pronged: 1) the conduct of lottery games to raise revenue, and 2) the provision of funds for health-, medical-, and welfare-related activities and charities of national character. Under the PCSO Charter, specifically Section 6 of Republic Act (RA) No. 1169, as amended, two percent (2%) of the Agency's retail receipts are allocated for the printing costs. The net receipts, which are receipts of the Agency net of the printing costs, are subsequently allocated into three (3) specific funds: Prize, Charity, and Operating.

Fund Generation Activities

PCSO generates funds through all its gaming activities such as Lotto, Small Town Lottery (STL), Keno, Instant Sweepstakes, and Traditional Sweepstakes.

Despite the Philippine government's imposition of Alert Levels 2 and 3 in Metro Manila and other areas in the country for the first two months of 2022 due to the spike in COVID-19 cases, PCSO still generated a total of **P12.38 Billion** from Lotto, STL, Keno, and Instant Sweepstakes. This is 7% higher than the Agency's target for the period.

The agency likewise produced **21 jackpot winners** amounting to a total of **P913.380 million** as net jackpot prizes.

Fund Provision Activities

PCSO provides funds through its various charity and medical programs and services like the Medical Access Program or MAP, Calamity Assistance Program, Endowment Fund Program, Institutional Partnership, Medical Transport Vehicle Donation Program, Medicine Donation Program and among others.

From January to March 2022, the PCSO provided **P993.959 million** as health- and medical-related assistance to **55,760 individuals, 20,318 families, and 429 LGUs and health/government facilities.**

The MAP provides assistance to persons with health-related problems in partnership with government and private hospitals, health facilities, medicine retailers, and other partners. Services covered by the program are confinement, erythropoietin (dialysis injection), chemo drugs, specialty medicines, hemodialysis, laboratory (blood

chemistry), diagnostic, and imaging procedures, and implant/medical devices. Patients availing of the **MAP** are typically serviced through PCSO Head and Branch Offices, and Malasakit Centers nationwide.

For the first quarter, the PCSO released **P242.133** Million as MAP assistance to **39,385 individuals** from the NCR online application, and branch offices nationwide.

For the Medical Access in Malasakit Centers (MAM) Program, PCSO aided 10,204 individuals by allotting P143.39 Million worth of assistance. As of March 31, 2022, there are 129 Malasakit Centers with PCSO desks out of 151 Malasakit Centers nationwide.

From January to March 2022, the PCSO likewise granted a total of **P8.584 million** as **calamity assistance** to various LGUs affected by typhoons which benefitted at 20,318 families.

During the same period, PCSO donated **284** patient transport vehicles (PTVs) to various LGUs and institutions where PCSO assistance amounted to **P564.068 million** (Annex G).

Under the Medical Equipment Donation Program, PCSO provided **P16.3 million** to the Philippine National Police (PNP) General Hospital in Quezon City for the purchase of various equipment such as portable defibrillator, cardiac monitor, mechanical ventilator, and heavy duty suction machine, among others.

Another program is the Institutional Partnership Program where PCSO donated **P17.2 million** to **25** institutions to aid them in their medical and health needs.

Meanwhile, the Medicine Donation Program provided **P2.159 million** worth of medicines to **119** LGUs and health/government facilities (Annex H).

Compliance with Mandatory Contributions

RA 11223 or the UHC Act stipulates that PCSO is to remit 40% of its Charity Fund net of documentary stamp tax payments and mandatory contributions. For the first two (2) years of UHC implementation, PCSO is required to remit 50% of the 40% UHC fund pool. The Agency's contributions to the UHC fund pool for the first quarter of 2022 earmarked at **P345.22 million**.

For this period, PCSO also disbursed a total of **P65.57 Million** to comply with mandatory contributions for various government institutions, as stipulated by laws and issuances.

In terms of shares, the PCSO released a total of **P5,307.43** as lotto shares and a total of **P31.48 million** as STL shares for the quarter (Annex I).

Other Significant Accomplishments

For this quarter, there were 7,790 Lotto agents and 553 Keno agents nationwide. Also, as of March 31, 2021, there were 89 operational STL Authorized

Agent Corporations (AACs) nationwide which provided jobs for 219,978 sales representatives or *cobrades*, and 15,358 sales supervisors or *caboes*. (Annex J).

In addition to this, PCSO also has its corporate social responsibility initiatives. The thrust of PCSO's CSR initiatives for 2022 is to assist indigents, marginalized communities, and those who are suffering from distress or calamities by providing food/relief packs, emergency kits, and hygiene kits.

For the first quarter of 2022, there were no scheduled CSR activities; however, there is a total of P85 million budget for CSR activities for the year 2022.

Administrative Accomplishments

For the Human Resources, the PCSO received 21 approved appointments from the CSC Field Office. Moreover, PCSO conducted six (6) trainings for 222 PCSO employees during the reporting period.

Contributions to Nation-Building

PCSO contributes to nation-building by diligently paying its taxes to the Bureau of Internal Revenue (BIR). The Agency paid a total of **P2.8 billion** for January to March 2022.

Customer Feedback Mechanisms

PCSO is committed to serve its clientele better, bearing in mind that customer satisfaction is the utmost goal to achieve. Hence, PCSO established two customer feedback platforms: "Ipaalam kay GM" hotlines to cater concerns on charity assistance and Lotto/Keno/STL; and the official PCSO social media accounts. The Agency is also plugged to the 8888 hotline system of the Office of the President.

For this quarter, there were 233 feedback received from our PCSO social media accounts. Out of this number, 226 were addressed and resolved while seven (7) were referred to concerned offices and partner institutions for action. Also, the hotline for "Ipaalam kay GM" received and answered 114 calls and messages while 100% of the 929 concerns/complaints were answered and closed via the 8888 hotline.

I. Introduction

This report covers the operational and administrative accomplishments, contributions to nation-building, and results of the customer feedback mechanisms of the Philippine Charity Sweepstakes Office (PCSO) for the period January to March 31, 2022.

When possible, for-the-period information is compared to PCSO's performance for the same period in 2021. This document is prepared for purposes of fulfilling the Agency's reporting accountabilities to the Office of the President and the Governance Commission for Government-Owned or -Controlled Corporations (GOCCs).

II. About PCSO

The mandate of the Philippine Charity Sweepstakes Office (PCSO) is to conduct lottery games to raise revenues, provide funds for health-, medical-, and welfare-related activities and charities of national character.

Vision

By 2025, PCSO shall be an excellent government agency for sustainable fund generation for the Filipino people through the conduct of globally competitive gaming products.

Mission

- We hold and conduct transparent sweepstakes races, lotteries, and other similar activities;
- We provide responsive assistance to eligible recipients and beneficiaries;
- We continuously develop our people and improve and communicate our products and services; and
- We establish strong partnerships with responsible agents and stakeholders.

Core Values

Compassion | **I**ntegrity | **P**atriotism | **P**rofessionalism | **T**ransparency

Revenue Allocation

Under the PCSO Charter, specifically Section 6 of Republic Act (RA) No. 1169, as amended, two percent (2%) of the Agency's retail receipts are allocated for the printing costs (Figure 1). The net receipts, which are receipts of the Agency net of the printing costs, are subsequently allocated into three (3) specific funds (Figure 2).



Figure 1 PCSO Gross Receipts



Figure 2 Allocation of Net Receipts

The **Prize Fund**, which is 55% of the net receipts, is used to pay prizes, including those for owners and jockeys of running horses and sellers of winning tickets. The fund is a trust liability account. Unclaimed prizes or balances in the Prize Fund revert to and form part of the Charity Fund after one (1) year.

The **Charity Fund**, which is 30% of the PCSO net receipts, is a trust liability account used exclusively to finance and support health programs, medical assistance and services, and/or charities of national character.

The **Operating Fund** forms 15% of the revenue allocation and is used to support the PCSO's day-to-day operating/maintenance and capital expenditures. Unutilized Operating Fund at the end of the fiscal year becomes part of the Charity Fund.

III. Operational Accomplishments

A. Fund Generation Activities

Despite the imposition of Alert Levels 2 and 3 during the first two months of 2022, the PCSO was still able to exceed its target revenues by generating a total of P12.38 billion for the 1st quarter of 2022 (Figure 3). This is 7% higher than the Agency's quarterly sales target of P11.525 billion. Annex A shows the monthly sales of all games.

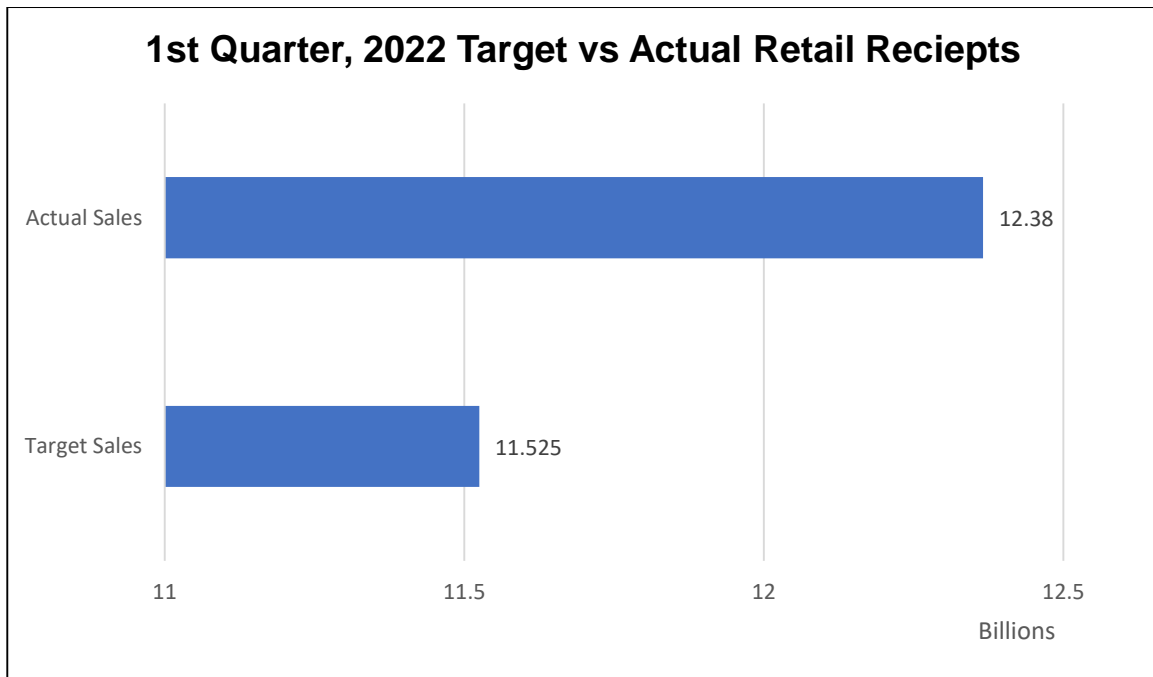


Figure 3 Target vs Actual Retail Receipts, 1st Quarter, 2022

In comparison, PCSO's total receipts earned from games for the first quarter of 2022 vis-à-vis the 2021 receipts resulted to a ten percent (10%) increase compared to the previous year. While the lotto and digit games, and Keno revenues decreased by 1% and 56% respectively, the STL increased by 24% from year 2021 to 2022 (Table 1).

Table 1 PCSO Retail Receipts, 1st Quarter of 2022 and 2021

PCSO Games	Retail Receipts		Variance (%)
	1st quarter, 2022	1st Quarter, 2021	
Lotto and Digit Games	5,714,146,920.00	5,756,039,490.00	-1%
Small Town Lottery	6,361,315,489.00	5,118,930,331.00	24%
Keno	54,466,787.90	122,733,753.52	-56%
National Instant Sweepstakes Program	250,000,002.00	250,000,002.00	0%
Total	12,379,929,198.90	11,247,703,576.52	10%

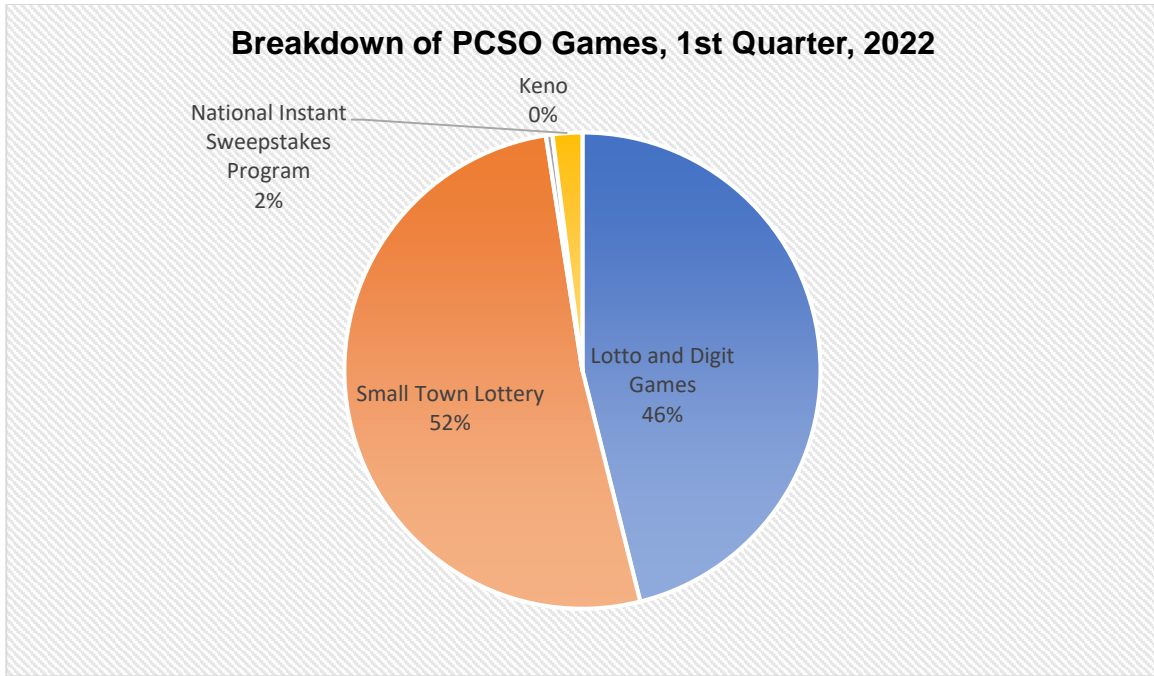


Figure 4 Breakdown of PCSO Games, 1st Quarter, 2022

Based on Figure 4, the STL is the biggest earner for this quarter which contributed 52% to the total revenues raised. This is followed by Lotto and Digit Games with 46%. Other games which are Keno and National Instant Sweepstakes Program (NISP) contributed 2% of the total retail receipts.

During the first quarter, the lotto games contributed to P3.277 billion, in which the Super Lotto 6/49 generated the highest revenue of P715.66 million as shown in Figure 5.

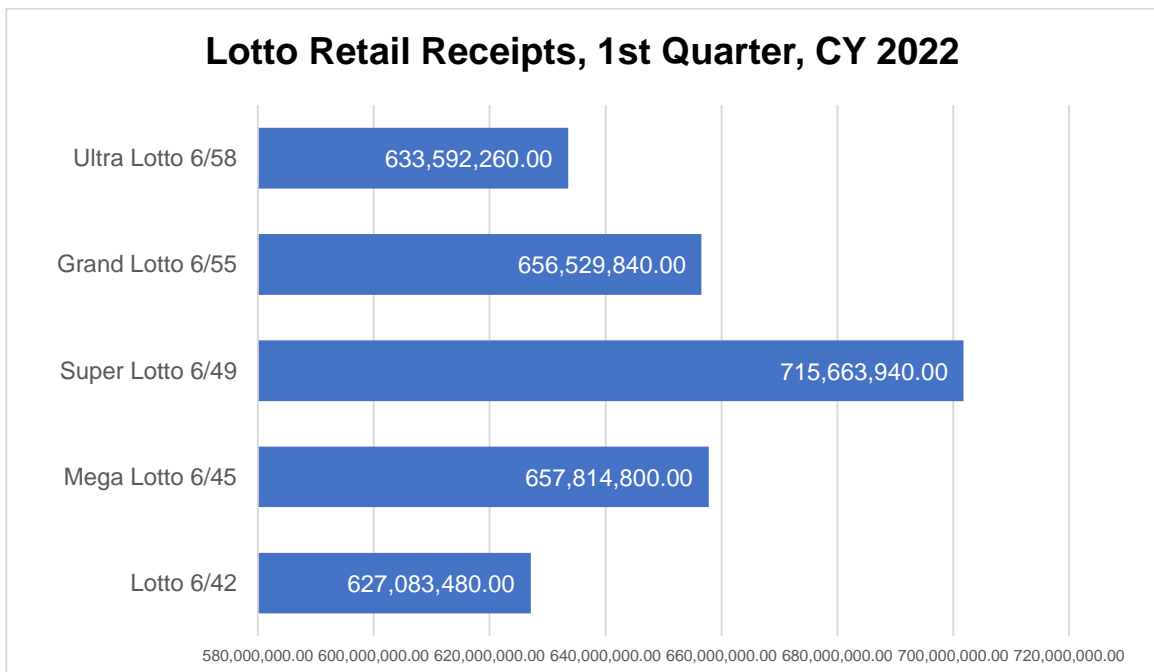


Figure 5 Lotto Sales, 1st Quarter, 2022

Meanwhile, the digit games posted a total of P2.423 billion for January to March in which 2D lotto is the highest contributor.

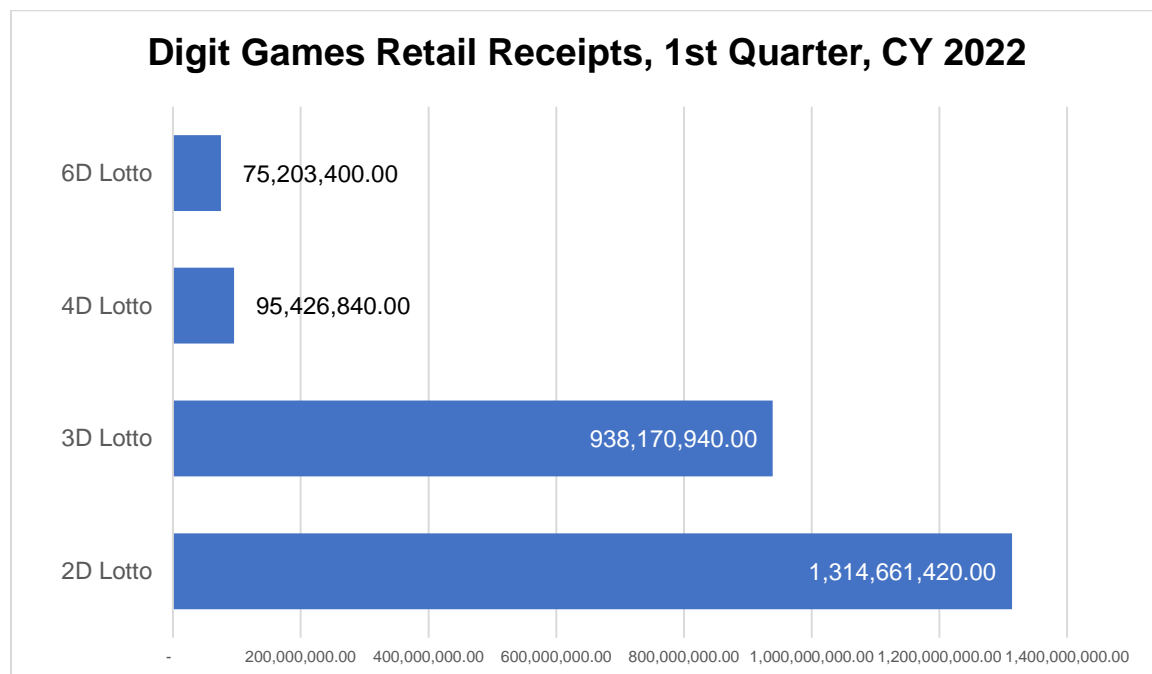


Figure 6 Digit Games Retail Receipts, 1st Quarter, 2022

The Small Town Lottery (STL) is the top generating game for the period January to March 2022 where it generated P6.361 billion which is 24% higher than the retail receipts generated during the same period of 2021 which is only P5.119 billion. Table below shows the monthly retail receipts of STL for this quarter.

Table 2 STL Retail Receipts, 1st Quarter, 2022 vs 2021

Month	2022	2021	Inc/Dec	%
January	1,934,777,928.00	1,610,358,559.00	324,419,369.00	20%
February	2,223,245,550.00	1,703,976,064.50	519,269,485.50	30%
March	2,203,292,011.00	1,804,595,707.50	398,696,303.50	22%
Total	6,361,315,489.00	5,118,930,331.00	1,242,385,158.00	24%

Meanwhile, the Keno only posted a total of P54.467 million from January to March 2022 which is 56% lower than the retail receipts during the same period of 2021 (Table 3).

Table 3 Keno Retail Receipts, 1st Quarter, 2022 vs 2021

Month	2022	2021	Inc/Dec	%
January	18,570,893.67	49,105,091.77	(30,534,198.10)	-62%
February	18,046,461.86	39,013,838.23	(20,967,376.37)	-54%
March	17,849,432.37	34,614,823.54	(16,765,391.17)	-48%
Total	54,466,787.90	122,733,753.54	(68,266,965.64)	-56%

B. Jackpot Winners

The PCSO awarded a total amount of P913.380 million to 21 winners of the Ultra lotto 6/58, Grand Lotto 6/55, Mega lotto 6/45, Lotto 6/42, and Super Lotto 6/49 during the first quarter of 2022, from only 15 lucky millionaires during the same period of 2021 (Table 4).

Table 4 Number of Jackpot Winners and Total Winnings, 1st 2022 and 2021

	1 st Quarter, 2022	1 st Quarter 2021
Number of Jackpot Winners	21	15
Total Jackpot Winnings (P)	913,380,357.40	860,699,124.40

During the reporting period, there were eight (8) jackpot players who won a total of P165.357 million in the Lotto 6/42, followed by five (5) lucky players in Mega Lotto 6/45 where they won a total of P144.465 million. There were three (3) lucky millionaires each for Super Lotto 6/49 and Ultra Lotto 6/58 who won a total of P239.557 million and P199.458 million respectively. For the Grand Lotto 6/55, two (2) players won a total of P164.543 million (Table 5).

Table 5 Jackpot Winners and Jackpot Prizes per Game, 1st Quarter, 2022

Lotto Game	No. of Jackpot Winners	Net Jackpot Prize (less 1% commission)
Lotto 6/42	8	165,357,154.60
Mega Lotto 6/45	5	144,465,097.20
Super Lotto 6/49	3	239,556,651.00
Grand Lotto 6/55	2	164,543,153.00
Ultra Lotto 6/58	3	199,458,301.60
Total	21	913,380,357.40

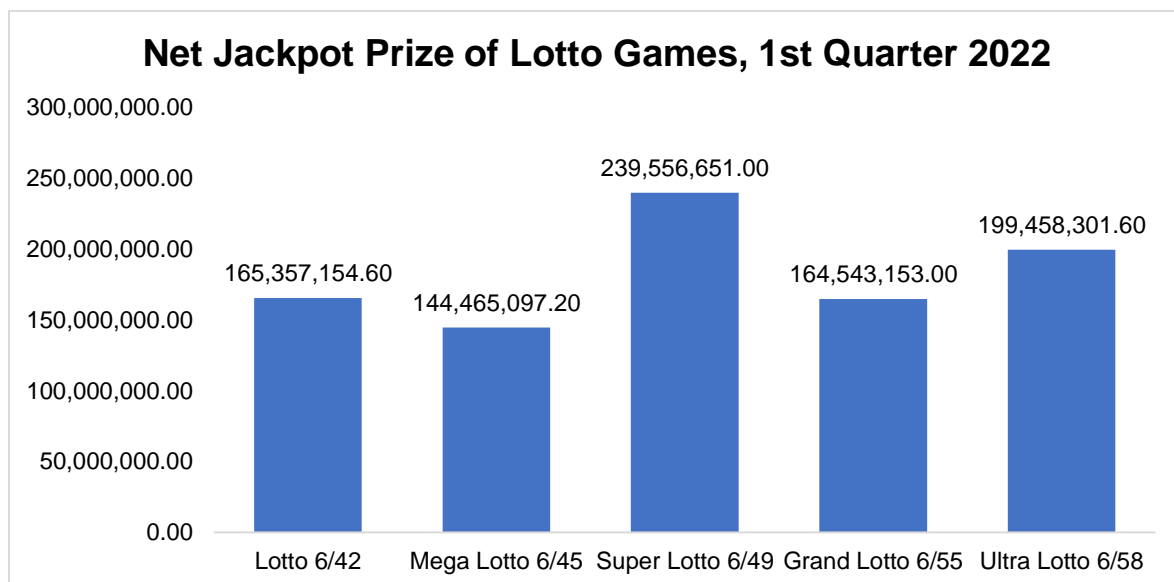


Figure 7 Total Jackpot Prize Winnings, 1st Quarter, 2022

Meanwhile, figure 7 shows jackpot prize winnings from January to March 2022 where Super Lotto 6/49 has the highest jackpot prize allotted to lucky millionaires amounting to P239.557 million, while the lowest jackpot prize winning is from Mega Lotto 6/45 which is P144.465 million.

C. Fund Provision Activities

From January to March 2022, the PCSO provided P993.959 million as health- and medical-related assistances for 55,760 individuals, 20,318 families, and 429 LGUs and government/health facilities nationwide. The amount of assistance is 88% higher than the amount of assistance given in 2021 which is only P529.043 million.

PCSO provides funds through its various charity and medical programs and services like the Medical Access Program (MAP), *Malasakit* Centers, Calamity Assistance Program, Endowment Fund Program, Institutional Partnership, Medical Transport Vehicle Donation Program, and Medicine Donation Program, among others. Tables 6 shows the performance of PCSO's charity programs for the reporting period.

Table 6 Summary of Fund Provision Activities, 1st Quarter, 2022 vs 2021

Period	1st Quarter, 2022		1st Quarter, 2021	
	No. of Beneficiaries	Amount of Assistance	No. of Beneficiaries	Amount of Assistance
Medical Assistance Program (MAP)	39,385 individuals	242,133,211.22	57,353 individuals	408,754,526.70
Malasakit Centers	10,204 individuals	143,389,720.73		
Calamity Assistance Program	20,318 families	8,584,000.00	30,896 families	20,870,000.00
			1 government facility	715,000.00
Medical Transport Vehicle Donation Program (MTVDP)	284 health/government facilities/LGUs	564,068,000.00	3 health/government facilities	5,518,126.00
Medical Equipment Donation Program	1 health/government facility	16,300,000.00	1 health/government facility	7,996,000.00
Institutional Partnership Program	25 health/government facilities	17,200,000.00	35 health/government facilities	10,500,000.00
Endowment Fund Program	-	-	31 LGUs	73,000,000.00
Milk Feeding Program	-	-	1 health/government facility	117,120.00
Medical Services Programs	No. of Beneficiaries	Amount of Assistance	No. of Beneficiaries	Amount of Assistance
Employees Consultation and Management	5,773 individuals	87,991.69	2,457 individuals	87,733.25

(including dependents and retirees)				
Out-Patient Services	398 individuals	36,563.84	586 individuals	7,893.12
Medicine Donation Program (Main and Branch Offices)	119 LGUs, health/government facilities	2,159,301.70	41 LGUs, health/government facilities	1,476,668.77

Note: subject to adjustments

The succeeding sections shows the accomplishments of PCSO's fund provision activities through its programs and services.

1. Charity Assistance Programs

a. Medical Access Program

i. Regular Medical Access Program

The Regular Medical Access Program provides assistance to persons with health-related problems in partnership with government and private hospitals, health facilities, medicine retailers, and other partners. Services covered by the program are confinement, erythropoietin (dialysis injection), chemo drugs, specialty medicines, hemodialysis, laboratory (blood chemistry), diagnostic, and imaging procedures, and implant/medical devices.

Patients availing of the MAP are typically serviced through PCSO offices and Malasakit Centers nationwide. For the first quarter, the PCSO released P242.133 million as MAP assistance to 39,385 beneficiaries. (Annex B).

For the first quarter, MAP beneficiaries in terms of gender are almost equal where there are 19,744 male beneficiaries (50%) while there are 19,642 females (50%) who received assistance from the MAP.

In terms of nature of requests, dialysis (Epo) is the top requested assistance with 18,111 requests, followed by confinement with 17,391 requests. Ranking third is chemodrugs with 3,303 requests. Other requests of patients may be found in table 7.

Table 7 Summary of MAP Assistance, 1st Quarter, 2022

Month	1st Quarter, 2022					
	No. of Requests		Amount of Assistance*		Total	
	F	M	F	M	Number of Requests	Amount of Assistance
Confinement	8,658	8,733	67,798,127.09	67,909,674.45	17,391	135,707,801.54
Chemo Drugs	2,521	782	21,101,278.47	7,225,528.43	3,303	28,326,806.90
Dialysis (Treatment)	28	42	121,623.00	157,950.00	70	279,573.00
Dialysis (Epo)	8,149	9,962	33,001,796.14	40,227,164.08	18,111	73,228,960.22
Radiation Therapy	18	9	357,295.00	144,800.00	27	502,095.00

Hemophilia Medicines	1	18	16,700.00	201,400.00	19	218,100.00
Post-Transplant/ Operative Meds	62	77	582,219.13	748,588.84	139	1,330,807.97
Rheumatoid Arthritis	12	3	136,667.00	21,956.59	15	158,623.59
Anti-Lupus	21	1	195,214.00	8,213.00	22	203,427.00
Thalassemia	1	4	5,000.00	17,592.50	5	22,592.50
Neuro-Psychiatric Medicines	3	5	12,631.75	17,900.00	8	30,531.75
Laboratory/ Diagnostic Procedures	162	98	1,184,737.91	661,323.75	260	1,846,061.66
Psoriasis	3	3	32,450.00	42,310.45	6	74,760.45
Orphan Disease	0	1	0.00	10,000.00	1	10,000.00
Idiopathic Thrombocytopenic Purpura (ITP)	0	2	0.00	28,069.64	2	28,069.64
Bone Implant	2	4	65,000.00	100,000.00	6	165,000.00
Total	19,641	19,744	124,610,739.49	117,522,471.73	39,385	242,133,211.22

Note: subject to adjustments

Comparing MAP disbursements for the first quarters of 2022 and 2021 (table 8), it can be noted that there is a variance in the amount of assistance amounting to P166,621,315.48 (-41%) compared to last year. However, it may be noted that for this year, PCSO has also assisted patients from Malasakit Centers nationwide, on top of the patients served and amount of assistance granted in this section. The data on Malasakit Centers will be discussed in the next section.

Table 8 MAP Assistance, 1st Quarter, 2022 vs 2021

Medical Access Program*	1st Quarter, 2022	1st Quarter, 2021
Amount of Assistance (P)	242,133,211.22	408,754,526.70
No. of Requests/Beneficiaries	39,385	57,353

ii. Medical Access in Malasakit Centers (MAM) Program

In 2019, President Rodrigo Roa Duterte signed Republic Act No. 11463 or the Malasakit Center Act which seeks to establish Malasakit Centers in hospitals run by the Department of Health nationwide. These centers serve as a one stop-shop that provides financial and medical assistance to indigent and financially incapacitated. These centers are created for Filipinos to have a convenient, free of charge, accessible and efficient medical services.

As of March 31, 2022, there are 129 Malasakit Centers with PCSO desks out of 151 Malasakit Centers nationwide (Annex C). During the period, the PCSO assisted 10,204 beneficiaries in Malasakit Centers, with assistance amounting to P143.39 million. (Table 9). Annex D shows the monthly MAP assistance in Malasakit Centers nationwide.

Table 9 Summary of MAP Assistance in Malasakit Centers, 1st Quarter, 2022

Month	1st Quarter, 2022		
	Nature Of Requests	No. of Requests	Amount Of Assistance*

	F	M	F	M	Number of Requests	Amount Of Assistance
Confinement	2,812	3,670	48,265,644.14	65,004,334.28	6,482	113,269,978.42
Chemo Drugs	820	312	9,101,573.22	4,441,152.41	1,132	13,542,725.63
Dialysis (Treatment)	4	9	40,000.00	90,000.00	13	130,000.00
Dialysis (Epo)	589	773	2,655,535.02	3,420,934.20	1,362	6,076,469.22
Radiation Therapy	58	22	429,676.20	201,935.20	80	631,611.40
Hemophilia Medicines	0	9	0.00	180,000.00	9	180,000.00
Post-Transplant/Operative Meds	76	76	1,211,500.00	1,253,200.00	152	2,464,700.00
Anti-Lupus	10	1	99,200.00	2,300.00	11	101,500.00
Neuro-Psychiatric Medicines	1	0	5,750.30	0.00	1	5,750.30
Bone Implant	28	52	1,082,900.00	1,855,790.00	80	2,938,690.00
Laboratory/Diagnostic Procedures	507	367	2,134,661.76	1,603,634.00	874	3,738,295.76
Idiopathic Thrombocytopenic Purpura (ITP)	2	0	40,000.00	0.00	2	40,000.00
Immunocompromised Diseases (IVIG)	0	1	0.00	20,000.00	1	20,000.00
PCI Device	2	3	100,000.00	150,000.00	5	250,000.00
Total	4,909	5,295	65,166,440.64	78,223,280.09	10,204	143,389,720.73

*figures subject to recap/adjustments

To summarize MAP for this quarter, PCSO assisted 49,589 patients with assistance amounting to P385.523 in PCSO Head and Branch offices, and Malasakit Centers nationwide (Table 10 and Annex E).

Table 10 MAP Assistance in PCSO Offices and Malasakit Centers, 1st Quarter, 2022

Month	1st Quarter, 2022					
	No. of Requests		Amount of Assistance*		Total	
	F	M	F	M	Number of Requests	Amount of Assistance
Confinement	11,470	12,403	116,063,771.23	132,914,008.73	23,873	248,977,779.96
Chemo Drugs	3,341	1,094	30,202,851.69	11,666,680.84	4,435	41,869,532.53
Dialysis (Treatment)	32	51	161,623.00	247,950.00	83	409,573.00
Dialysis (Epo)	8,738	10,735	35,657,331.16	43,648,098.28	19,473	79,305,429.44
Radiation Therapy	76	31	786,971.20	346,735.20	107	1,133,706.40
Hemophilia Medicines	1	27	16,700.00	381,400.00	28	398,100.00
Post-Transplant/Operative Meds	138	153	1,793,719.13	2,001,788.84	291	3,795,507.97
Rheumatoid Arthritis	12	3	136,667.00	21,956.59	15	158,623.59
Anti-Lupus	31	2	294,414.00	10,513.00	33	304,927.00
Thalassemia	1	4	5,000.00	17,592.50	5	22,592.50
Neuro-Psychiatric Medicines	4	5	18,382.05	17,900.00	9	36,282.05
Laboratory/Diagnostic Procedures	669	465	3,319,399.67	2,264,957.75	1,134	5,584,357.42
Psoriasis	3	3	32,450.00	42,310.45	6	74,760.45
Orphan Disease	0	1	0.00	10,000.00	1	10,000.00

Idiopathic Thrombocytopenic Purpura (ITP)	2	2	40,000.00	28,069.64	4	68,069.64
Bone Implant	30	56	1,147,900.00	1,955,790.00	86	3,103,690.00
Immunocompromised Diseases (IVIg)	0	1	0.00	20,000.00	1	20,000.00
PCI Device	2	3	100,000.00	150,000.00	5	250,000.00
Total	24,550	25,039	189,777,180.13	195,745,751.82	49,589	385,522,931.95

**Figures subject to recap/adjustments*

iii. Employee Medical Access Program

In addition to the MAP assistance, the Agency disbursed P87,991.69 for 5,773 employees including their dependents, and retirees through PCSO's Employees Consultation and Management Service. Also, the Out-Patient Services enabled PCSO to provide P36,563.84 worth of assistance to 398 patients.

b. Calamity Assistance Program

Under this program, the PCSO provides assistance to families and individuals affected by calamities/disasters in appropriate form through the Local Government Units (LGUs), directly to individuals affected by the calamities, health facilities and authorized agencies and entities created to address the needs of the country and its communities during calamities/disasters/medical emergencies.

This program aims to give priority assistance to families and individuals affected by calamities and disasters in appropriate form through the local government units (LGUs), health facilities, and authorized agencies and entities created to address the needs of our countrymen.

From January to March 2022, the PCSO granted a total of P8.584 million as calamity assistance to various LGUs affected by typhoons which aided 20,318 families. A total of 16 LGUs in Region IV-B benefited from the Calamity Assistance Program for the first quarter (Table 11 and Annex F). Note, however, that the breakdown by sex of this figure could not be ascertained as of reporting time.

Table 11 Calamity Assistance Program, 1st Quarter, 2022

Region	Province	City/ Municipality	Typhoon	
			Amount of Assistance	No. of Beneficiaries
IV-B	Palawan	Puerto Princesa	2,000,000.00	7,867
IV-B	Palawan	Araceli	136,000.00	136
IV-B	Palawan	Coron	350,000.00	350
IV-B	Palawan	Cuyo	435,000.00	435
IV-B	Palawan	Dumaran	209,000.00	209
IV-B	Palawan	Magsaysay	295,000.00	295
IV-B	Palawan	Roxas	260,000.00	260

IV-B	Palawan	Balabac	607,000.00	607
Total - January			4,292,000.00	10,159
IV-B	Palawan	Puerto Princesa	2,000,000.00	7,867
IV-B	Palawan	Araceli	136,000.00	136
IV-B	Palawan	Dumaran	209,000.00	209
IV-B	Palawan	Magsaysay	295,000.00	295
IV-B	Palawan	Roxas	260,000.00	260
IV-B	Palawan	Balabac	607,000.00	607
Total - February			3,507,000.00	9,374
IV-B	Palawan	Cuyo	*435,000.00	435
IV-B	Palawan	Coron	*350,000.00	350
Total March			785,000.00	785
Grand Total			8,584,000.00	20,318 families

**amount accrued; 2021 CAP budget*

PCSO's calamity assistance decreased by 60% compared to the same quarter of the previous year.

Table 12 Calamity Assistance Program Performance, 1st Quarter, 2022 and 2021

Particulars	1st Quarter, 2022	1st Quarter, 2021
Amount of Assistance (P)	8,584,000.00	21,585,000.00
Recipient Organizations	16 LGUs	19 LGUs and 1 government hospital

c. Medical Transport Vehicle Donation Program

The Medical Transport Vehicle Donation Program (MTVDP) provides medical transport vehicles to the Local Government Units at the provincial, municipal and city located in the conflict-stricken areas and vulnerable communities and those geographically-isolated and disadvantaged areas in order to immediately and safely transport the patients to, from, and between locations with most efficient access to places of treatment by land, water and areas of rough and mountainous terrain.

The program aims to provide medical transport to LGUs with areas located in conflict-stricken areas, vulnerable communities, and those geographically-isolated.

For the first quarter of 2022, PCSO donated 284 patient transport vehicles (PTVs) amounting to P564.068 to various LGUs nationwide (Annex G).

The total ambulances donated for this quarter is 9,367% higher than the ambulances donated during the same period of 2021 which was only three (3) units of ambulance.

d. Medical Equipment Donation Program

PCSO provided assistance amounting to P16.3 million to the Philippine National Police (PNP) General Hospital in Quezon City for the first quarter of 2022. This is part of the Armed Forces of the Philippines (AFP)/Philippine National Police (PNP) Health Capability Project under the said program of the agency.

During the same period of last year, PCSO assisted the Fort Del Pilar Station Hospital (Philippine Military Academy) as the recipient of the project with a total amount of P7.9 million.

e. Institutional Partnership Program

This program assists various welfare agencies and charitable medical facilities to further extend the charity services of the government, particularly in the medical and health needs of the poor and disadvantaged sector in the local communities.

The agency adheres to the concept of supporting government agencies in their advocacy of extending their charity services. The IPP aims to support welfare agencies and charitable medical facilities to sustain and have a wider charity service nationwide.

Under the program, PCSO assisted 25 institutions with assistance amounting to P17.2 million for the first quarter of 2022 (Table 13).

Table 13 Institutional Partnership Program, 1st Quarter, 2022

No.	Partner Agency	Amount of Assistance
1	Tahanang Pagmamahal Children's Home, Inc.	300,000.00
2	Our Lady of Sorrows Outreach Foundation, Inc.	300,000.00
3	Ministries Without Borders Philippines, Inc.	300,000.00
4	**Asilo De Molo, Inc.	300,000.00
5	SOS Children's Village, Inc. Iloilo	300,000.00
6	Holy Infant Nursery Foundation, Inc.	300,000.00
7	SOS Children's Village Davao, Inc.	300,000.00
8	SOS Children's Village Lipa Inc.	300,000.00
9	**Maximo B. Dalog Foundation, Inc.	300,000.00
10	Casa Dei Bambini San Giuseppe, Inc.	300,000.00
11	Rehoboth Sampaloc Ministries Inc.	300,000.00
12	Madre De Amor Hospice Foundation, Inc.**	300,000.00
13	Gesu Eucaristo Children's, Inc.**	300,000.00
14	King's Garden Children's Home, Inc.	300,000.00

15	Good Shepherd's Fold, Inc.	300,000.00
16	Rehoboth Children's Home, Inc.	300,000.00
17	Sos Children's Village, Inc. – Bataan	300,000.00
18	Bethany House Sto. Niño Orphanage Inc.	300,000.00
19	Bahay Ni San Jose, Inc.	300,000.00
20	Helping Hands, Healing Hearts Ministries Phils, Inc.	300,000.00
21	Provincial Center For The Protection and Development Of Women And Children (Pagsapupo Center)	300,000.00
22	SOS Children's Village Cebu-Visayas, Inc.	300,000.00
23	Children's Joy Foundation, Inc.	300,000.00
24	City Government Of Davao	10,000,000.00
25	St. Agnes Of Monte Pulciano Children's Home, Inc.	300,000.00
Total	25	17,200,000.00

2. Medical Services Programs

a. Medicine Donation Program

Medicine Donation Program is a short-term assistance for basic medicines and supplies to support government and non-government organizations with their advocacy on providing efficient and effective medical and healthcare services.

For the first quarter of 2022, the agency donated P2.159 million worth of medicines to 119 LGUs and health/government facilities (Annex H).

3. Compliance with Mandatory Contributions

a. Universal Health Care Program

The Universal Health Care Program seeks to (a) progressively realize universal health care in the country through a systemic approach and clear delineation of roles of key agencies and stakeholders towards better performance in the health system; and (b) ensure that all Filipinos are guaranteed equitable access to quality and affordable health care goods and services, and protected against financial risk.

RA 11223 otherwise known as the Universal Health Care Act (UHC) mandates PCSO to remit 40% of its Charity Fund net of documentary stamp tax payments and mandatory contribution. For the first two (2) years of UHC implementation, PCSO is required to remit 50% of the 40% UHC fund pool.

The Agency's contributions to the UHC fund pool for the first quarter of 2022 earmarked at P345.217 million.

Table 14 UHC Share as of March 31, 2022

UHC Share (January to March 31, 2022)
--

MONTH	UHC SHARE	AMOUNT ALLOTTED	AMOUNT TO BE REMITTED (50% OF 40% UHC SHARE)
as of March 31, 2022	345,217,327.40	345,217,327.40	345,217,327.40

b. Assistance to Government Institutions

PCSO disbursed a total of P65.574 million in compliance with the mandatory contributions for various institutions, as stipulated by various laws and issuances for this quarter.

Table 15 Mandatory Contributions Released, 1st Quarter, 2022

Legal Basis	Beneficiary	Amount Released
January		
RA 7722	Bureau of Treasury (Commission on Higher Education)	20,673,062.50
RA 4564	National Council On Disability Affairs	85,485.22
RA 6847	Philippine Sports Commission	79,499.77
February		
RA 7722	Bureau of Treasury (Commission on Higher Education)	18,123,065.80
March		
RA 9165	Dangerous Drugs Board	8,103,640.00
RA 7722	Bureau of Treasury (Commission on Higher Education)	18,509,011.20
Total		65,573,764.49

c. Lotto Shares

As mandated by Executive Order No. 357, the PCSO shall allocate 5% share for the LGUs from the Lotto Charity Fund and provide the sharing scheme thereof.

For the period January to March 2022, the PCSO released P5,307.43 as Lotto Shares for LGUs (Annex I).

d. Small Town Lottery (STL) Shares

Under the STL Revised Implementing Rules and Regulations, partner agencies like the Philippine National Police (PNP), National Bureau of Investigation (NBI), and the Local Government Units (LGUs) received a total of P31.478 million as STL shares from PCSO for January to March 2022 (Annex I).

Table 16 STL Shares per Recipient, 1st Quarter, 2022

Agency	STL Shares
Philippine National Police	20,144,834.99
National Bureau of Investigation	7,993,155.92

Local Government Units	3,340,392.15
Total	31,478,383.06

D. Other Significant Accomplishments

1. Livelihood Generation for Lotto and Keno Agents

For the quarter being reported on, there are 7,790 Lotto agents and 553 Keno agents (Table 17). While the lotto agents increased by 6.49% compared to the same period of 2021, Keno agents decreased from 1,176 in 2021 to only 553 this quarter. All in all, 15,139 Lotto and Keno agents nationwide depended on PCSO gaming operations for their livelihood.

Table 17 Lotto and Keno Agents, 1st Quarter, 2022

Department	Lotto				KENO			
	2022	2021	Increase/ (Decrease)	%	2022	2021	Increase/ (Decrease)	%
NCR	1,789	1,658	131	7.90%	190	422	(232)	-54.98%
NCL	1,232	1,169	63	5.39%	82	196	(114)	-58.16%
STBR	1,715	1,482	233	15.72%	135	253	(118)	-46.64%
Visayas	1,840	1,900	(60)	-3.16%	104	202	(98)	-48.51%
Mindanao	1,214	1,140	74	6.49%	42	103	(61)	-59.22%
Total	7,790	7,349	441	6.00%	553	1,176	(623)	-52.98%

2. STL Authorized Agent Corporations

As of 31 March 2022, there are 89 operational STL Authorized Agent Corporations (AACs) nationwide. These STL AACs provided jobs for 219,978 sales representatives or *cobradores* and 15,358 sales supervisors or *caboos* (Table 18 and Annex J).

Table 18 STL Job Generation, 1st Quarter, 2022

AREA	SALES REPRESENTATIVE (COBRADORES)				SALES SUPERVISOR (CABOES)			
	2022	2021	Increase/ (Decrease)	Increase/ Decrease (%)	2022	2021	Increase/ (Decrease)	Increase/ Decrease (%)
NCR	5,691	245	5,446	2222.86%	517	40	477	1192.50%
NCL	103,691	101,505	2,186	2.15%	7,199	7,126	73	1.02%
STBR	66,542	53,489	13,053	24.40%	6,400	5,330	1,070	20.08%
Visayas	44,054	30,167	13,887	46.03%	1,242	854	388	45.43%
Mindanao	14,222	10,836	3,386	31.25%	2,428	2,153	275	12.77%
TOTAL	219,978	185,406	34,572	18.65%	15,358	13,350	2,008	15.04%

3. Corporate Social Responsibility Initiatives

The thrust of PCSO's corporate social responsibility (CSR) initiatives for 2022 is to assist indigents, marginalized communities, and those who are suffering from distress or calamities by providing food/relief packs, emergency kits, and hygiene kits.

For CY 2022, PCSO has a budget of P85 million for CSR activities scheduled for the whole year. However, for this period, there are no CSR activities conducted.

4. Gender and Development (GAD) Activities

For the first quarter of 2022, the PCSO joined the celebration of this year's National Women's Month with the theme "We Make Change Work for Women"

During its flag honoring ceremonies every Mondays of March 2022, PCSO honored accomplished men and women in the public sector. Among those distinguished guests were Public Attorney's Office (PAO) Chief Dr. Persida V. Rueda-Acosta, Hon. Judge Rhoda Magdalene L. Mapile – Osinada who is an affiliate of Philippine Judges Association assigned in Regional Trial Court Br. 289, Malabon City, a member of Philippine Women Judges Association, and an advocate of Gender and Development (GAD), Judge Mapile – Osinada, Philippine Commission on Women (PCW) Executive Director and Chief Executive Officer Hon. Atty. Kristine Rosary E. Yuzon – Chaves, and Commission on Audit (COA) Commissioner Roland Café Pondoc who is also the Chairperson of the COA Gender and Development Focal Point System Executive Committee of COA.

Aside from this, PCSO also awarded the top women Lotto Outlet Owners who have exceeded their sales and revenue targets for 2021.

PCSO concluded the 2022 National Women's Month Celebration by launching the "Super Ticket para kay Super Pinay" campaign for both the general public and employees who purchased a minimum of P10.00 on Digit games and P20.00 on Jackpot-bearing games. During the campaign, the PCSO Head Office was able to distribute 150 tickets to early patrons of lotto.

5. Conduct of STL Sales Convention

On 25 March 2022, PCSO conducted its first STL Sales Convention at the Grand Mensang Hotel, Davao. The event was attended by 281 participants who represented the 81 STL Authorized Agent Corporations (AACs) nationwide. During the program, PCSO presented the STL sales, 2020 STL RIRR, STL remittances and taxes, and marketing trends and innovation. In addition, STL AACs shared their best practices in STL operations.

6. 100% Resolution Rate on 8888 Hotline

From January to march 2022, the PCSO achieved a 100% resolution rate where it was able to answered 929 out of concerns/complaints received.

IV. Administrative Accomplishments

A. Learning and Growth

1. Hiring and Promotions

From January to March 2022, PCSO received 21 approved appointments from the CSC Field Office.

Table 19 Number of Approved Appointments from CSC Field Office, 1st Quarter, 2022

Appointment Status	Head Office	Branch Offices	Total
Original	1	7	8
Promotion	9	4	13
Total	9	11	21

2. Training, Seminar, Workshop, and Forum Conducted

The PCSO conducted six (6) trainings for 222 (80 males and 142 females) PCSO employees for the reporting period.

Table 20 Trainings Conducted, 1st Quarter, 2022

No.	Training Title	Date of Seminar	Participants		
			Male	Female	Total
1	Orientation and Oath Taking of New Employees	February 18, 2022	27	24	51
2	Training on Microsoft 365 Applications for PCSO Employees	February 24 & 28, 2022	10	8	18
3	Training on Microsoft 365 Applications for PCSO Employees (Batch 2)	March 9 to 10, 2022	0	33	33
4	High Performance Sales Training and Basic Leadership Program	March 16, 2022	14	26	40
5	Basic Leadership Program for Supervisors	March 17 to 18, 2022	12	28	40
6	Training on Microsoft 365 Applications for PCSO Employees (Batch 3)	March 30 to 31, 2022	17	23	40
Total			80	143	222

V. Contribution to Nation-Building

A. Tax Remittances

PCSO contributes to nation-building by diligently paying its taxes to the Bureau of Internal Revenue (BIR).

The Agency paid a total of P2.810 million to the BIR for the period January to March 2022. Bulk of the portion of the taxes paid represents the documentary stamp tax which is P2.473 billion. Table 21 illustrates the breakdown of the taxes paid for the first quarter of 2022.

Table 21 Taxes Paid, 1st Quarter, 2022

Type of Tax or Payment	Amount Paid
Final Income Tax – 20% winnings	137,350,242.79
Creditable Income Taxes Withheld (Expanded)	129,496,318.65
Value Added Tax and Other Percentage Withheld	53,371,344.21
Documentary Stamp Tax	2,473,193,543.77
Taxes Withheld on Compensation	16,741,508.09
Total	2,810,152,957.51

Compared to the tax remittance of P2.764 billion for the first quarter of 2021, PCSO's tax remittance for this quarter of the same year went up by 2%.

Table 22 PCSO Taxes Paid to BIR, 1st Quarter 2022 and 2021

Period	1 st Quarter, 2022	1 st Quarter, 2021
Total Taxes Paid	2,810,152,957.51	2,764,242,244.15

VI. Customer Feedback Mechanisms

To be accessible and responsive to its clientele, PCSO uses various means to generate and act upon external feedback which includes inquiries, complaints, suggestions, and commendations made to PCSO. These mechanisms are the online feedback, "Ipaalam kay GM" hotlines for charity assistance and Lotto/Keno/STL concerns, and the official PCSO social media accounts. The Agency is also plugged into the 8888 hotline system of the Office of the President.

A. Ipaalam Kay GM

Two (2) telecommunication lines were created to fast track concerns addressed to the chief executive officer of the Agency via the "Ipaalam kay GM" hotline.

For the first quarter, PCSO received and responded to 114 calls and messages thru the hotlines. Table 23 shows the summary of data under this mechanism.

Table 23 Summary of Ipaalam Kay GM Hotline , 1st Quarter, 2022

Month	No. of calls/messages received			No. of calls/messages answered		
	Text	Call	Facebook	Text	Call	Facebook

January	5	7	23	5	7	23
February	5	15	14	5	15	14
March	10	19	16	10	19	16
Total	20	41	53	20	41	53
Grand Total	114			114		



Figure 8 Contact Details of the Ipaalam Kay GM Hotline

B. 8888 Hotline

Concerns and complaints regarding government service is now just one-text away through the 8888 Citizens Complaint Hotline, the 24 hour-a-day and 7-days a week public service hotline.

During the first quarter of 2022, PCSO achieved a 100% resolution rate where it received and closed 929 concerns/complaints via the 8888 Hotline.

Table 24 Summary of 8888 Hotline, 1st Quarter, 2022

Month	Request/ concerns/ complaints Received	Requests/ concerns/ complaints Closed
January	194	194
February	332	332
March	403	403
Total	929	929

C. Online Feedback

Out of the 233 feedback received online from January to March 2022, PCSO replied to 226 messages and referred seven (7) queries to concerned units for appropriate response or action.

Table 25 Online Feedback, 1st Quarter, 2022

Month	Received	Replied	Referred to concerned units
January	94	92	2
February	60	58	2
March	79	76	3
Total	233	226	7

D. PCSO Social Media Accounts

The official social media accounts of PCSO are also portals for interacting with the clients of the Agency. Figure 8 shows the Agency’s presence on Facebook through the official PCSO page and PCSO Games Hub.




Figure 9 Official PCSO Facebook Page and PCSO Games Hub Facebook Page

Annex A. Monthly Retail Receipts of PCSO Games, 1st Quarter, 2022

PCSO Games	January	February	March	1st Quarter
Lotto				
Lotto 6/42	192,414,640.00	220,732,880.00	213,935,960.00	627,083,480.00
Mega Lotto 6/45	190,045,020.00	242,526,660.00	225,243,120.00	657,814,800.00
Super Lotto 6/49	271,088,140.00	180,503,500.00	250,157,420.00	701,749,060.00
Grand Lotto 6/55	202,591,900.00	201,402,040.00	252,535,900.00	656,529,840.00
Ultra Lotto 6/58	199,899,400.00	202,518,200.00	231,174,660.00	633,592,260.00
Sub-Total	1,056,039,100.00	1,047,683,280.00	1,173,047,060.00	3,276,769,440.00
Digit Games				
2D Lotto	415,470,120.00	435,903,300.00	462,318,100.00	1,313,691,520.00
3D Lotto	288,790,600.00	310,022,330.00	340,281,310.00	939,094,240.00
4D Lotto	29,799,200.00	31,537,550.00	34,090,090.00	95,426,840.00
6D Lotto	22,207,560.00	25,754,660.00	27,241,180.00	75,203,400.00
Sub-Total	756,267,480.00	803,217,840.00	863,930,680.00	2,423,416,000.00
Lotto	1,812,306,580.00	1,850,901,120.00	2,036,977,740.00	5,700,185,440.00
Small Town Lottery	1,934,777,928.00	2,223,245,550.00	2,203,292,011.00	6,361,315,489.00
Keno	18,570,893.67	18,046,461.86	17,849,432.37	54,466,787.90
Instant Sweepstakes	83,333,334.00	83,333,334.00	83,333,334.00	250,000,002.00
Traditional Sweepstakes	-	-	-	-
Peryahan Games	-	-	-	-
Grand Total	3,848,988,735.67	4,175,526,465.86	4,341,452,517.37	12,365,967,718.90

Annex B. Monthly MAP Assistance per Nature of Request, 1st Quarter, 2022

Month Nature Of Requests	January						February					
	No. of Requests		Amount of Assistance*		Total - January		No. of Requests		Amount of Assistance*		Total - February	
	F	M	F	M	No. of Requests	Amount of Assistance	F	M	F	M	No. of Requests	Amount of Assistance
Confinement	2,103	2,267	14,482,157.82	15,674,887.56	4,370	30,157,045.38	3,017	2,891	25,917,855.09	23,778,327.91	5,908	49,696,183.00
Chemo Drugs	689	207	5,417,605.37	1,722,369.86	896	7,139,975.23	779	250	6,944,518.65	2,352,233.41	1,029	9,296,752.06
Dialysis (Treatment)	28	40	121,623.00	144,750.00	68	266,373.00		2		13,200.00	2	13,200.00
Dialysis (Epo)	1,524	1,954	6,099,474.25	8,042,307.39	3,478	14,141,781.64	3,326	3,962	13,857,197.10	16,359,240.02	7,288	30,216,437.12
Radiation Therapy	0	0	0	0	0	0	4		96,000.00		4	96,000.00
Hemophilia Medicines	0	6	0	54,400.00	6	54,400.00	1	5	16,700.00	60,000.00	6	76,700.00
Post-Transplant/Operative Meds	18	21	144,470.68	170,985.20	39	315,455.88	23	28	231,345.79	291,521.59	51	522,867.38
Rheumatoid Arthritis	0	0	0	0	0	0	8	2	82,567.00	13,956.59	10	96,523.59
Anti-Lupus	0	0	0	0	0	0	7		77,440.00		7	77,440.00
Thalassemia	0	0	0	0	0	0	1	3	5,000.00	11,000.00	4	16,000.00
Neuro-Psychiatric Medicines	0	0	0	0	0	0	1	1	4,955.25	5,000.00	2	9,955.25
Laboratory/Diagnostic Procedures	0	0	0	0	0	0	45	24	371,839.20	161,915.00	69	533,754.20
Psoriasis	0	0	0	0	0	0	0	0	0.00	0.00	0	0.00
Orphan Disease	0	0	0	0	0	0	0	0	0.00	0.00	0	0.00
Idiopathic Thrombocytopenic Purpura (Itp)	0	0	0	0	0	0	0	0	0.00	0.00	0	0.00
Bone Implant	0	0	0	0	0	0	0	0	0.00	0.00	0	0.00
Total	4,362	4,495	26,265,331.12	25,809,700.01	8,857	52,075,031.13	7,212	7,168	47,605,418.08	43,046,394.52	14,380	90,651,812.60

Month	March						1st Quarter, 2022					
Nature Of Requests	No. of Requests		Amount of Assistance*		Total - March		No. of Requests		Amount of Assistance*		Total - Q12022	
	F	M	F	M	No. of Requests	Amount of Assistance	F	M	F	M	No. of Requests	Amount of Assistance
Confinement	3,538	3,575	27,398,114.18	28,456,458.98	7,113	55,854,573.16	8,658	8,733	67,798,127.09	67,909,674.45	17,391	135,707,801.54
Chemo Drugs	1,053	325	8,739,154.45	3,150,925.16	1,378	11,890,079.61	2,521	782	21,101,278.47	7,225,528.43	3,303	28,326,806.90
Dialysis (Treatment)	0	0	0	0	0	0	28	42	121,623.00	157,950.00	70	279,573.00
Dialysis (Epo)	3,299	4,046	13,045,124.79	15,825,616.67	7,345	28,870,741.46	8,149	9,962	33,001,796.14	40,227,164.08	18,111	73,228,960.22
Radiation Therapy	14	9	261,295.00	144,800.00	23	406,095.00	18	9	357,295.00	144,800.00	27	502,095.00
Hemophilia Medicines	0	7		87,000.00	7	87,000.00	1	18	16,700.00	201,400.00	19	218,100.00
Post-Transplant/Operative Meds	21	28	206,402.66	286,082.05	49	492,484.71	62	77	582,219.13	748,588.84	139	1,330,807.97
Rheumatoid Arthritis	4	1	54,100.00	8,000.00	5	62,100.00	12	3	136,667.00	21,956.59	15	158,623.59
Anti-Lupus	14	1	117,774.00	8,213.00	15	125,987.00	21	1	195,214.00	8,213.00	22	203,427.00
Thalassemia	0	1		6,592.50	1	6,592.50	1	4	5,000.00	17,592.50	5	22,592.50
Neuro-Psychiatric Medicines	2	4	7,676.50	12,900.00	6	20,576.50	3	5	12,631.75	17,900.00	8	30,531.75
Laboratory/Diagnostic Procedures	117	74	812,898.71	499,408.75	191	1,312,307.46	162	98	1,184,737.91	661,323.75	260	1,846,061.66
Psoriasis	3	3	32,450.00	42,310.45	6	74,760.45	3	3	32,450.00	42,310.45	6	74,760.45
Orphan Disease	0	1	0	10,000.00	1	10,000.00	0	1	0.00	10,000.00	1	10,000.00
Idiopathic Thrombocytopenic Purpura (Itp)	0	2	0	28,069.64	2	28,069.64	0	2	0.00	28,069.64	2	28,069.64
Bone Implant	2	4	65,000.00	100,000.00	6	165,000.00	2	4	65,000.00	100,000.00	6	165,000.00
Total	8,067	8,081	50,739,990.29	48,666,377.20	16,148	99,406,367.49	19,641	19,744	124,610,739.49	117,522,471.73	39,385	242,133,211.22

Annex C. Malasakit Centers with PCSO Budget Allocation as of 31 March 2022

No.	Area	Malasakit Centers	Branches
1	NCR	Amang Rodriguez Medical Center	NCR
2	NCR	Dr. Jose Fabella Memorial Hospital	NCR
3	NCR	Dr. Jose N. Rodriguez Memorial Hospital	NCR
4	NCR	East Avenue Medical Center	NCR
5	NCR	Jose Reyes Memorial Medical Center	NCR
6	NCR	Las Piñas General And Satellite Trauma Center	NCR
7	NCR	Lung Center Of The Philippines	NCR
8	NCR	National Center For Mental Health	NCR
9	NCR	National Children's Hospital	NCR
10	NCR	National Kidney And Transplant Institute	NCR
11	NCR	Navotas City Hospital	NCR
12	NCR	Novaliches District Hospital	NCR
13	NCR	Ospital Ng Malabon	NCR
14	NCR	Ospital Ng Parañaque	NCR
15	NCR	Pasay City General Hospital	NCR
16	NCR	Philippine Children's Medical Center	NCR
17	NCR	Philippine General Hospital	NCR
18	NCR	Philippine Heart Center	NCR
19	NCR	Philippine National Police General Hospital	NCR
20	NCR	Philippine Orthopedic Center	NCR
21	NCR	Quirino Memorial Medical Center	NCR
22	NCR	Research Institute For Tropical Medicine	NCR
23	NCR	Rizal Medical Center	NCR
24	NCR	San Juan Medical Center	NCR
25	NCR	San Lazaro Hospital	NCR
26	NCR	San Lorenzo Ruiz Women's Hospital	NCR

27	NCR	Taguig -Pateros District Hospital	NCR
28	NCR	Tondo Medical Center	NCR
29	NCR	Valenzuela City Emergency Hospital	NCR
30	NCR	Valenzuela Medical Center	NCR
31	NCR	Veterans Memorial Medical Center	NCR
32	NCL	Conner District Hospital	Apayao
33	NCL	Far North Luzon General Hospital And Training Center	Apayao
34	NCL	Aurora Memorial Hospital	Aurora
35	NCL	Bataan General Hospital And Medical Center	Bataan
36	NCL	Mariveles Mental Wellness And General Hospital	Bataan
37	NCL	Baguio General Hospital And Medical Center	Benguet
38	NCL	Benguet General Hospital	Benguet
39	NCL	Bulacan Medical Center	Bulacan
40	NCL	Rogaciano M. Mercado Memorial Hospital	Bulacan
41	NCL	Cagayan Valley Medical Center	Cagayan
42	NCL	Mariano Marcos Memorial Hospital And Medical Center	Ilocos Norte
43	NCL	Ilocos Sur Provincial Hospital	Ilocos Sur
44	NCL	Batanes General Hospital	Isabela
45	NCL	Gov. Faustino Dy Memorial Hospital	Isabela
46	NCL	Southern Isabela Medical Center/Southern Isabela General Hospital	Isabela
47	NCL	Ilocos Training And Regional Medical Center	La Union
48	NCL	Luis Hora Memorial Regional Hospital	Mountain Province
49	NCL	Dr. Paulino Garcia Memorial Research And Medical Center	Nueva Ecija
50	NCL	Eduardo L. Joson Memorial Hospital	Nueva Ecija
51	NCL	Talavera General Hospital	Nueva Ecija
52	NCL	Region Ii Trauma And Medical Center(Formerly Veterans Regional Hospital)	Nueva Vizcaya
53	NCL	Jose B. Lingad Memorial Regional Hospital	Pampanga
54	NCL	Region I Medical Center	Pangasinan
55	NCL	Tarlac Provincial Hospital	Tarlac
56	NCL	President Ramon Magsaysay Memorial Hospital	Zambales

57	STBR	Bicol Regional Training & Teaching Hospital	Albay
58	STBR	Batangas Medical Center	Batangas
59	STBR	Batangas Provincial Hospital	Batangas
60	STBR	Bicol Medical Center	Camarines Sur
61	STBR	Bicol Region General Hospital And Geriatric Medical Center (Formerly Bicol Sanitarium)	Camarines Sur
62	STBR	Gen. Emilio Aguinaldo Memorial Hospital	Cavite
63	STBR	Southern Tagalog Regional Hospital (Formerly Bacoor District Hospital)	Cavite
64	STBR	Laguna Medical Center	Laguna
65	STBR	Occidental Mindoro Provincial Hospital	Occidental Mindoro
66	STBR	Oriental Mindoro Provincial Hospital	Oriental Mindoro
67	STBR	Culion Sanitarium And General Hospital	Palawan
68	STBR	Ospital Ng Palawan	Palawan
69	STBR	Quezon Medical Center	Quezon
70	STBR	Antipolo City Hospital System Annex 4 - Mambungan	Rizal
71	STBR	Cainta Municipal Hospital	Rizal
72	STBR	Margarito Duavit Memorial Hospital	Rizal
73	STBR	Romblon Provincial Hospital	Romblon
74	STBR	Dr. Fernando B. Duran, Sr. Memorial Hospital	Sorsogon
75	Visayas	Dr. Rafael S. Tumbokon Memorial Hospital	Aklan
76	Visayas	Angel Salazar Memorial General Hospital	Antique
77	Visayas	Biliran Provincial Hospital	Biliran
78	Visayas	Don Emilio Del Valle Memorial Hospital	Bohol
79	Visayas	Gov. Celestino Gallares Memorial Hospital	Bohol
80	Visayas	Roxas Memorial Provincial Hospital	Capiz
81	Visayas	Cebu City Medical Center*	Cebu
82	Visayas	Eversley Child Sanitarium	Cebu
83	Visayas	Lapu Lapu City Hospital	Cebu
84	Visayas	St. Anthony Mother And Child Hospital	Cebu
85	Visayas	Talisay District Hospital/Cebu South Medical Center	Cebu
86	Visayas	Vicente Sotto Memorial Medical Center	Cebu

87	Visayas	Eastern Samar Provincial Hospital	Eastern Samar
88	Visayas	Dr. Catalino Gallego Nava Provincial Hospital	Guimaras
89	Visayas	Don Jose Monfort Medical Center Extension Hospital	Iloilo
90	Visayas	Western Visayas Medical Center	Iloilo
91	Visayas	Western Visayas Sanitarium	Iloilo
92	Visayas	Eastern Visayas Regional Medical Center	Leyte
93	Visayas	Ormoc District Hospital	Leyte
94	Visayas	Schistosomiasis Control And Research Hospital	Leyte
95	Visayas	Corazon Locsin-Montelibano Memorial Regional Hospital	Negros Occidental
96	Visayas	Negros Oriental Provincial Hospital	Negros Oriental
97	Visayas	Northern Samar Provincial Hospital	Northern Samar
98	Visayas	Siquijor Provincial Hospital	Siquijor
99	Visayas	Salvacion Oppus Yniguez Memorial Provincial Hospital	Southern Leyte
100	Visayas	Samar Provincial Hospital	Western Samar
101	Mindanao	Butuan Medical Center	Agusan Del Norte
102	Mindanao	Davao Regional And Medical Center	Davao Del Norte
103	Mindanao	Davao De Oro Provincial Hospital Formerly Compostela Valley Provincial Hospital (4 Locations - Montevista, Maragusan, Laak And Pantukan)	Davao Del Sur
104	Mindanao	Davao Del Sur Provincial Hospital	Davao Del Sur
105	Mindanao	Southern Phils. Medical Center (Pagkalinga Sa Bayan)	Davao Del Sur
106	Mindanao	Davao Oriental Provincial Medical Center	Davao Oriental
107	Mindanao	Gregorio T. Lluch Memorial Hospital	Lanao Del Norte
108	Mindanao	Kapatagan Provincial Hospital	Lanao Del Norte
109	Mindanao	Mayor Hilarion Ramiro Sr. Reg'l Training & Teaching Hospital	Misamis Occidental
110	Mindanao	Amai Pakpak Medical Center	Misamis Oriental
111	Mindanao	Jr Borja Medical Center	Misamis Oriental
112	Mindanao	Northern Mindanao Medical Center	Misamis Oriental
113	Mindanao	Cotabato Regional And Medical Center	South Cotabato
114	Mindanao	Cotobato Sanitarium	South Cotabato
115	Mindanao	Dr. Jorge P. Royeca Hospital	South Cotabato

116	Mindanao	Maguindanao Provincial Hospital	South Cotabato
117	Mindanao	South Cotabato Provincial Hospital	South Cotabato
118	Mindanao	Sultan Kudarat Provincial Hospital	Sultan Kudarat
119	Mindanao	Caraga Regional Hospital	Surigao Del Norte
120	Mindanao	Adela Serra Ty Memorial Medical Center	Surigao Del Sur
121	Mindanao	Dr. Jose Rizal Memorial Hospital	Zamboanga Del Norte
122	Mindanao	Zanorte Medical Center (Zamboanga Del Norte Med. City)	Zamboanga Del Norte
123	Mindanao	Basilan General Hospital	Zamboanga Del Sur
124	Mindanao	Datu Halun Sakilan Memorial Hospital	Zamboanga Del Sur
125	Mindanao	Labuan Public Hospital	Zamboanga Del Sur
126	Mindanao	Margosatubig Regional Hospital	Zamboanga Del Sur
127	Mindanao	Mindanao Central Sanitarium	Zamboanga Del Sur
128	Mindanao	Sulu Santitarium	Zamboanga Del Sur
129	Mindanao	Zamboanga City Medical Center	Zamboanga Del Sur
130	Mindanao	Zamboanga Del Sur Provincial Hospital (Medical Center)	Zamboanga Del Sur
*Cebu City Medical Center has a budget allocation for January 2022 but was not given budget allocation for February 2022 onwards.			

Annex D. Monthly PCSO Assistance in Malasakit Centers per Nature of Request, 1st Quarter, 2022

Month	January						February					
	No. of Requests		Amount of Assistance*		Total - January		No. of Requests		Amount of Assistance*		Total - February	
	F	M	F	M	Number of Requests	Amount of Assistance	F	M	F	M	Number of Requests	Amount of Assistance
Confinement	871	1,277	11,063,376.12	15,415,550.04	2,148	26,478,926.16	940	1,087	17,863,334.18	21,949,648.36	2,027	39,812,982.54
Chemo Drugs	230	70	2,170,333.13	792,194.58	300	2,962,527.71	212	105	2,550,334.80	1,671,962.48	317	4,222,297.28
Dialysis (Treatment)	4	9	40,000.00	90,000.00	13	130,000.00	0	0	0	0	0	0
Dialysis (Epo)	124	205	574,372.02	912,153.64	329	1,486,525.66	204	248	947,656.92	1,112,176.64	452	2,059,833.56
Radiation Therapy	2	4	13,225.00	47,750.00	6	60,975.00	21	9	183,856.00	60,975.00	30	244,831.00
Hemophilia Medicines		3		60,000.00	3	60,000.00		1		20,000.00	1	20,000.00
Post-Transplant/Operative Meds	24	11	429,000.00	170,000.00	35	599,000.00	21	34	367,200.00	617,400.00	55	984,600.00
ANTI-LUPUS	0	0	0	0	0	0	5	0	51,700.00	0	5	51,700.00
NEURO-PSYCHIATRIC MEDICINES	0	0	0	0	0	0	1	0	5,750.30	0	1	5,750.30
Bone Implant		1		50,000.00	1	50,000.00	11	25	427,000.00	860,940.00	36	1,287,940.00
Laboratory/Diagnostic Procedures	15	17	45,432.00	80,173.00	32	125,605.00	166	131	640,385.85	591,846.35	297	1,232,232.20
Idiopathic Thrombocytopenic Purpura (ITP)	0	0	0	0	0	0	0	0	0	0	0	0
Immunocompromised Diseases (IVIg)	0	0	0	0	0	0	0	0	0	0	0	0
PCI Device	0	0	0	0	0	0	0	0	0	0	0	0
Total	1,270	1,597	14,335,738.27	17,617,821.26	2,867	31,953,559.53	1,581	1,640	23,037,218.05	26,884,948.83	3,221	49,922,166.88

Month	March						1st Quarter, 2022					
	No. of Requests		Amount of Assistance*		Total - March		No. of Requests		Amount of Assistance*		Total	
	F	M	F	M	Number of Requests	Amount of Assistance	F	M	F	M	Number of Requests	Amount of Assistance
Confinement	1,001	1,306	19,338,933.84	27,639,135.88	2,307	46,978,069.72	2,812	3,670	48,265,644.14	65,004,334.28	6,482	113,269,978.42
Chemo Drugs	378	137	4,380,905.29	1,976,995.35	515	6,357,900.64	820	312	9,101,573.22	4,441,152.41	1,132	13,542,725.63
Dialysis (Treatment)	0	0	0	0	0	0	4	9	40,000.00	90,000.00	13	130,000.00
Dialysis (Epo)	261	320	1,133,506.08	1,396,603.92	581	2,530,110.00	589	773	2,655,535.02	3,420,934.20	1,362	6,076,469.22
Radiation Therapy	35	9	232,595.20	93,210.20	44	325,805.40	58	22	429,676.20	201,935.20	80	631,611.40
Hemophilia Medicines		5		100,000.00	5	100,000.00	0	9	0.00	180,000.00	9	180,000.00
Post-Transplant/Operative Meds	31	31	415,300.00	465,800.00	62	881,100.00	76	76	1,211,500.00	1,253,200.00	152	2,464,700.00
ANTI-LUPUS	5	1	47,500.00	2,300.00	6	49,800.00	10	1	99,200.00	2,300.00	11	101,500.00
NEURO-PSYCHIATRIC MEDICINES	0	0	0	0	0	0	1	0	5,750.30	0.00	1	5,750.30
Bone Implant	17	26	655,900.00	944,850.00	43	1,600,750.00	28	52	1,082,900.00	1,855,790.00	80	2,938,690.00
Laboratory/Diagnostic Procedures	326	219	1,448,843.91	931,614.65	545	2,380,458.56	507	367	2,134,661.76	1,603,634.00	874	3,738,295.76
Idiopathic Thrombocytopenic Purpura (ITP)	2	0	40,000.00	0	2	40,000.00	2	0	40,000.00	0.00	2	40,000.00
Immunocompromised Diseases (IVIg)	0	1	0	20,000.00	1	20,000.00	0	1	0.00	20,000.00	1	20,000.00
PCI Device	2	3	100,000.00	150,000.00	5	250,000.00	2	3	100,000.00	150,000.00	5	250,000.00
Total	2,058	2,058	27,793,484.32	33,720,510.00	4,116	61,513,994.32	4,909	5,295	65,166,440.64	78,223,280.09	10,204	143,389,720.73

Annex E. MAP Assistance in Head and Branch Offices, and Malasakit Centers, 1st Quarter, 2022

Month	January						February					
	No. of Requests		Amount of Assistance*		Total - January		No. of Requests		Amount of Assistance*		Total - February	
	F	M	F	M	Number of Requests	Amount of Assistance	F	M	F	M	Number of Requests	Amount of Assistance
Confinement	2,974	3,544	25,545,533.94	31,090,437.60	6,518	56,635,971.54	3,957	3,978	43,781,189.27	45,727,976.27	7,935	89,509,165.54
Chemo Drugs	919	277	7,587,938.50	2,514,564.44	1,196	10,102,502.94	991	355	9,494,853.45	4,024,195.89	1,346	13,519,049.34
Dialysis (Treatment)	32	49	161,623.00	234,750.00	81	396,373.00	0	2	0	13,200.00	2	13,200.00
Dialysis (Epo)	1,648	2,159	6,673,846.27	8,954,461.03	3,807	15,628,307.30	3,530	4,210	14,804,854.02	17,471,416.66	7,740	32,276,270.68
Radiation Therapy	2	4	13,225.00	47,750.00	6	60,975.00	25	9	279,856.00	60,975.00	34	340,831.00
Hemophilia Medicines	0	9	0	114,400.00	9	114,400.00	1	6	16,700.00	80,000.00	7	96,700.00
Post-Transplant/Operative Meds	42	32	573,470.68	340,985.20	74	914,455.88	44	62	598,545.79	908,921.59	106	1,507,467.38
RHEUMATOID ARTHRITIS	0	0	0	0	0	0	8	2	82,567.00	13,956.59	10	96,523.59
ANTI-LUPUS	0	0	0	0	0	0	12	0	129,140.00	0	12	129,140.00
THALASSEMIA	0	0	0	0	0	0	1	3	5,000.00	11,000.00	4	16,000.00
NEURO-PSYCHIATRIC MEDICINES	0	0	0	0	0	0	2	1	10,705.55	5,000.00	3	15,705.55
Laboratory/Diagnostic Procedures	15	17	45,432.00	80,173.00	32	125,605.00	211	155	1,012,225.05	753,761.35	366	1,765,986.40
Psoriasis	0	0	0	0	0	0	0	0	0	0	0	0
Orphan Disease	0	0	0	0	0	0	0	0	0	0	0	0
Idiopathic Thrombocytopenic Purpura (ITP)	0	0	0	0	0	0	0	0	0	0	0	0
BONE IMPLANT	0	1	0	50,000.00	1	50,000.00	11	25	427,000.00	860,940.00	36	1,287,940.00
Immunocompromised Diseases (IVlg)	0	0	0	0	0	0	0	0	0	0	0	0
PCI Device	0	0	0	0	0	0	0	0	0	0	0	0

Total	5,632	6,092	40,601,069.39	43,427,521.27	11,724	84,028,590.66	8,793	8,808	70,642,636.13	69,931,343.35	17,601	140,573,979.48
--------------	--------------	--------------	----------------------	----------------------	---------------	----------------------	--------------	--------------	----------------------	----------------------	---------------	-----------------------

Month	March						1st Quarter, 2022					
	No. of Requests		Amount of Assistance*		Total - March		No. of Requests		Amount of Assistance*		Total	
	F	M	F	M	Number of Requests	Amount of Assistance	F	M	F	M	Number of Requests	Amount of Assistance
Confinement	4,539	4,881	46,737,048.02	56,095,594.86	9,420	102,832,642.88	11,470	12,403	116,063,771.23	132,914,008.73	23,873	248,977,779.96
Chemo Drugs	1,431	462	13,120,059.74	5,127,920.51	1,893	18,247,980.25	3,341	1,094	30,202,851.69	11,666,680.84	4,435	41,869,532.53
Dialysis (Treatment)	0	0	0	0	0	0	32	51	161,623.00	247,950.00	83	409,573.00
Dialysis (Epo)	3,560	4,366	14,178,630.87	17,222,220.59	7,926	31,400,851.46	8,738	10,735	35,657,331.16	43,648,098.28	19,473	79,305,429.44
Radiation Therapy	49	18	493,890.20	238,010.20	67	731,900.40	76	31	786,971.20	346,735.20	107	1,133,706.40
Hemophilia Medicines	0	12	0	187,000.00	12	187,000.00	1	27	16,700.00	381,400.00	28	398,100.00
Post-Transplant/ Operative Meds	52	59	621,702.66	751,882.05	111	1,373,584.71	138	153	1,793,719.13	2,001,788.84	291	3,795,507.97
Rheumatoid Arthritis	4	1	54,100.00	8,000.00	5	62,100.00	12	3	136,667.00	21,956.59	15	158,623.59
Anti-Lupus	19	2	165,274.00	10,513.00	21	175,787.00	31	2	294,414.00	10,513.00	33	304,927.00
Thalassemia	0	1	0	6,592.50	1	6,592.50	1	4	5,000.00	17,592.50	5	22,592.50
Neuro-Psychiatric Medicines	2	4	7,676.50	12,900.00	6	20,576.50	4	5	18,382.05	17,900.00	9	36,282.05
Laboratory/ Diagnostic Procedures	443	293	2,261,742.62	1,431,023.40	736	3,692,766.02	669	465	3,319,399.67	2,264,957.75	1,134	5,584,357.42
Psoriasis	3	3	32,450.00	42,310.45	6	74,760.45	3	3	32,450.00	42,310.45	6	74,760.45
Orphan Disease	0	1	0	10,000.00	1	10,000.00	0	1	0.00	10,000.00	1	10,000.00
Idiopathic Thrombocytopenic Purpura (Itp)	2	2	40,000.00	28,069.64	4	68,069.64	2	2	40,000.00	28,069.64	4	68,069.64
Bone Implant	19	30	720,900.00	1,044,850.00	49	1,765,750.00	30	56	1,147,900.00	1,955,790.00	86	3,103,690.00
Immunocompromised Diseases (Ivig)	0	1	0	20,000.00	1	20,000.00	0	1	0.00	20,000.00	1	20,000.00
PCI Device	2	3	100,000.00	150,000.00	5	250,000.00	2	3	100,000.00	150,000.00	5	250,000.00
Total	10,125	10,139	78,533,474.61	82,386,887.20	20,264	160,920,361.81	24,550	25,039	189,777,180.13	195,745,751.82	49,589	385,522,931.95

Annex F. Calamity Assistance Program Recipients, 1st Quarter, 2022

Region	Province	City/ Municipality	Typhoon	
			Amount of Assistance	No. of Beneficiaries
IV-B	Palawan	Puerto Princesa	P 2,000,000.00	7,867
IV-B	Palawan	Araceli	136,000.00	136
IV-B	Palawan	Coron	350,000.00	350
IV-B	Palawan	Cuyo	435,000.00	435
IV-B	Palawan	Dumaran	209,000.00	209
IV-B	Palawan	Magsaysay	295,000.00	295
IV-B	Palawan	Roxas	260,000.00	260
IV-B	Palawan	Balabac	607,000.00	607
Total - January			4,292,000.00	10,159
IV-B	Palawan	Puerto Princesa	2,000,000.00	7,867
IV-B	Palawan	Araceli	136,000.00	136
IV-B	Palawan	Dumaran	209,000.00	209
IV-B	Palawan	Magsaysay	295,000.00	295
IV-B	Palawan	Roxas	260,000.00	260
IV-B	Palawan	Balabac	607,000.00	607
Total - February			3,507,000.00	9,374
IV-B	Palawan	Cuyo	*435,000.00	435
IV-B	Palawan	Coron	*350,000.00	350
Total March			785,000.00	785
Grand Total			8,584,000.00	20,318

**amount accrued; 2021 CAP budget*

Annex G. Medical Transport Vehicle Donation Program Recipients, 1st Quarter, 2022

No.	Region	Province	City/ Municipality	Recipient	Amount of Assistance	Year Budgeted	Year Procured	Date Delivered	Date Released
1	BARMM	Lanao Del Sur	Marawi	Islamic City of Marawi	1,585,000.00	2019	2019	2020	January 14, 2022
2	IX	Zamboanga Del Norte	Manukan	Trifon Saile Memorial Hospital	1,585,000.00	2019	2019	2020	January 27, 2022
Total - January					3,170,000.00				
3	I	Ilocos Norte	Bangui	Bangui District Hospital	1,989,000.00	2021	2021	2022	February 4, 2022
4	I	Ilocos Norte	Marcos	Dona Josefa E. Marcos District Hospital	1,989,000.00	2021	2021	2022	February 4, 2022
5	I	La Union	Agoo	LGU	1,989,000.00	2021	2021	2022	February 4, 2022
6	I	Pangasinan	Asingan	LGU	1,989,000.00	2021	2021	2022	February 4, 2022
7	I	Pangasinan	Lingayen	LGU	1,989,000.00	2021	2021	2022	February 4, 2022
8	I	La Union	San Juan	LGU	1,989,000.00	2021	2021	2022	February 4, 2022
9	I	Ilocos Sur	Santa	LGU	1,989,000.00	2021	2021	2022	February 4, 2022
10	I	Ilocos Sur	Sta. Catalina	LGU	1,989,000.00	2021	2021	2022	February 4, 2022
11	II	Nueva Vizcaya	Bayombong	LGU	1,989,000.00	2021	2021	2022	February 4, 2022
12	II	Isabela	Divilacan	LGU	1,989,000.00	2021	2021	2022	February 4, 2022
13	II	Isabela	Luna	LGU	1,989,000.00	2021	2021	2022	February 4, 2022
14	II	Quirino	Saguday	LGU	1,989,000.00	2021	2021	2022	February 4, 2022
Total - February					210,834,000.00				
109	V	Masbate	Palanas	LGU	1,989,000.00	2021	2021	2022	March 4, 2022
Total - March					350,064,000.00				
Grand Total					564,068,000.00				

Annex H. Medicine Donation Program Recipients, 1st Quarter, 2022

Medicine Donation Program - Head Office						
No.	Region	Province	City/ Municipality	Amount of Assistance	Date Released	Received by
January						
1	NCR	Metro Manila	Pasay	29,990.35	27-Jan-22	Barangay 197, Zone 20 Pasay City Eleazar Garpa – Barangay Kagawad
2	IVA	Batangas	Mabini	49,974.60	28-Jan-22	Barangay Ligaya, Mun. of Mabini, Batangas Numeriano D. Mendoza – PB Kenneth Hormoc - Kagawad
Total Amount Approved - January				79,964.95		
February						
1	NCR	Metro Manila	Taguig	14,673.75	18-Feb-22	The Fraternal Order of Eagles, First Philippine Born Fraternal Socio-Civic Organization – Anselmo T. Mendoza, Charter Club Vice President, Western Bicutan Eagles Club
Total Amount Approved - February				14,673.75		
March						
1	NCR	Metro Manila	Quezon City	14,992.00		N/A
2	IV-B	Oriental Mindoro	Naujan	14,992.00		N/A
3	NCR	Metro Manila	Parañaque City	29,890.00		N/A
4	I	Pangasinan	San Manuel	29,890.00		N/A
5	NCR	Metro Manila	Quezon City	50,000.00		N/A
6	NCR	Metro Manila	Pateros	19,978.00		N/A
7	NCR	Metro Manila	Mandaluyong	29,956.00		N/A
8	NCR	Metro Manila	Muntinlupa	9,965.00		N/A
9	IVA	Laguna	Santa Maria	50,000.00		N/A

	Total Amount Approved - March			249,663.00		
Total - 1st Quarter, 2022				344,301.70		
Medicine Donation Program – Branch Offices						
No.	Region	Province	City/ Municipality	Amount of Assistance	Date Released	Received by
January						
1	I	La Union	San Juan	50,000.00	20/01/2022	Mariquita Padua Ortega, Sangguniang Bayan Member, Municipality of San Juan, La Union,
2	IV-A	Batangas	Talisay	10,000.00	18/01/2022	Bailon D. Caringal, Barangay Chairman, Leynes, Talisay, Batangas
3	V	Sorsogon City	West District	20,000.00	20/01/2022	Zenaida J. Bolaños, Punong Barangay, Ticol, West District, Sorsogon City
4	VIII	Biliran	Culaba	10,000.00	20/01/2022	Veronica A. Busi, Punong Barangay, Pinamihagan, Culaba, Biliran
5	VIII	Biliran	Naval	10,000.00	20/01/2022	Jeffrey N. Merez, Punong Barangay, Caraycaray, Naval, Biliran
6	VIII	Biliran	Naval	10,000.00	20/01/2022	Reneboy F. Sales, Punong Barangay, Larrazabal, Naval, Biliran
Total - January				110,000.00		
February						
1	II	Cagayan	Baggao	20,000.00	2/16/2022	Mayor Joan Cabildo Dunuan, MPA, LLB Municipal Mayor of Baggao, Cagayan
2	IV- A	Quezon	Calauag	20,000.00	2/16/2022	Mayor Rosalina O. Visorde, Municipal Mayor of Calauag, Quezon
3	IV- A	Rizal	Cardona	10,000.00	2/28/2022	Ms. Fausta T. Bolado, Teacher-in-charge, Sampad Elementary School, Dept. of Education Reg. IV-A CALABARZON, District of Cardona Rizal
4	I	La Union	2nd Dist.	50,000.00	2/28/2022	Cong. Sandra Y. Eriguel, MD, 2nd District of La Union

5	CAR	Baguio	Loakan-Liwanag	30,000.00	2/28/2022	Joselito Shontogan, Indigenous People's Mandatory Representative
6	CAR	Benguet	Ibaloy, Kankana-Ey, Kalanguya, Iwak, Karao	50,000.00	2/28/2022	Recto alawas, Provincial Indigenous People's Mandatory Representatives (Ibaloy, Kankana-ey, Kalanguya, Iwak and Karao)
7	CAR	Benguet	Atok	20,000.00	2/28/2022	Estrelita T. Apalias, Municipal IPMR, Atok, Benguet
8	CAR	Benguet	Tinggian / Itneg	10,000.00	2/28/2022	Roberto L. Tinong, IPMR, Tinggian / Itneg
9	CAR	Baguio	Baguio City	10,000.00	2/28/2022	Margaret K. Tolero, OSCA Head, Baguio City
10	CAR	Benguet	La Trinidad	20,000.00	2/28/2022	PCOL Maly Castillo Cula, Community Affairs and Development Division
11	IV-A	Batangas	San Juan	20,000.00	2/28/2022	Mayor Ildebrando D. Salud, Municipal Mayor of San Juan, Province of Batangas
12	IV-A	Batangas	San Juan	30,000.00	2/28/2022	Owen Manimtim, Punong Barangay, Quipot, San Juan, Batangas
13	IV-A	Batangas	San Juan	30,000.00	2/28/2022	Ronel Sinag, Punong Barangay, Pocol, San Juan, Batangas
14	IV-A	Batangas	San Juan	30,000.00	2/28/2022	Clarice S. Castillo, Punong Barangay, Poblacion, San Juan, Batangas
15	IV-A	Batangas	San Juan	30,000.00	2/28/2022	Richard Manjares, Punong Barangay, Pinagbayanan, San Juan, Batangas
16	IV-A	Batangas	San Juan	30,000.00	2/28/2022	Mario Magpantay, Punong Barangay, Lipahan, San Juan, Batangas
17	IV-A	Batangas	San Juan	30,000.00	2/28/2022	June Perez, Punong Barangay, Catmon, San Juan, Batangas
18	IV-A	Batangas	Sto. Tomas	20,000.00	2/28/2022	Eufrocino R. Manarin, Punong Barangay, San Antonio, Sto. Tomas, Batangas
19	IV-A	Batangas	Sto. Tomas	20,000.00	2/28/2022	Aniceta A. Marasigan, Punong Barangay, Santiago, Sto. Tomas Batangas

20	IV-A	Batangas	Rosario	20,000.00	2/28/2022	Yolanda Magbujos-Aclan, Secretary of Municipality of Rossario, Batangas
21	IV-B	Marinduque	Boac	10,000.00	2/28/2022	Punong Barangay Enrique M. Landoy of Brgy. Sawi, Municipality of Boac, Marinduque
Total - February				510,000.00		
March						
1	III	Bulacan	Bulakan	20,000.00	04-Mar-22	Councilor Jose Antonio V. Lava, Office of the Sangguniang Bayan, Municipality of Bulakan, Bulacan
2	III	Nueva Ecija	Gapan City	10,000.00	04-Mar-22	Danilo M. Mariano, Punong Barangay Sto. Cristo Norte, Gapan City, Nueva Ecija
3	III	Nueva Ecija	Peñaranda	10,000.00	04-Mar-22	Katrina G. Legaspi, Kalihim, Barangay Sto. Tomas, Peñaranda Nueva Ecija
4	III	Nueva Ecija	Cabiao	10,000.00	04-Mar-22	Pedrito B. Guevarra, Punong Barangay San Antonio, Cabiao, Nueva Ecija
5	III	Nueva Ecija	Gapan City	10,000.00	04-Mar-22	Alfredo D. Mananggit, Punong Barangay, Bayanihan, Gapan City, Nueva Ecija
6	III	Nueva Ecija	Gapan City	10,000.00	04-Mar-22	Ronnie M. Bautista, Punong Barangay San Roque Gapan City, Nueva Ecija
7	III	Nueva Ecija	South Cabiao	10,000.00	04-Mar-22	Joel O. Caingat Punong barangay Natividad, South Cabiao, Nueva Ecija
8	III	Nueva Ecija	Cabiao	10,000.00	04-Mar-22	Darius P. Libunao, Punong Barangay Sta. Rita, Cabiao, Nueva Ecija
9	III	Nueva Ecija	Jaen	10,000.00	04-Mar-22	Zoilo Q. De Belen, Punong Barangay Lambakin, Jaen, Nueva Ecija
10	III	Nueva Ecija	San Antonio	10,000.00	04-Mar-22	Dave E. Garcia, Punong Barangay, Maugat, San Antonio, Nueva Ecija
11	III	Bataan	Bagac	10,000.00	04-Mar-22	Renato S. Cahilig, Punong Barangay, Binuangan, Bagac, Bataan
12	III	Bataan	Bagac	10,000.00	04-Mar-22	Nolito A. Herbon, Punong Barangay, Paysawan, Bagac, Bataan

13	III	Bataan	Bagac	10,000.00	04-Mar-22	Lorenzo A. Laguna, Punong Barangay, Quinawan, Bagac, Bataan
14	I	La Union	Bagulin	20,000.00	04-Mar-22	Hon. Virgilio C. Flor, Municipal Mayor Bagulin, La Union
15	I	Pangasinan	Malasiqui	10,000.00	04-Mar-22	Francisco M. Mejia, Jr. Punong Barangay Poblacion, Malasiqui, Pangasinan
16	I	Ilocos Norte	Solsona	20,000.00	04-Mar-22	Joseph E. De Lara, Municipal Mayor, Solsona, Ilocos Norte
17	IV - A	Batangas	San Pascual	20,000.00	04-Mar-22	Rosario Anna Victoria D. Conti, Chairperson, Liga ng Kababaihan ng San Pascual (LIKAS) Inc., Municipality of San Pascual, Batangas
18	IV - A	Quezon	Lopez	30,000.00	04-Mar-22	Albinio A. Arit Jr., Member, Sangguniang Bayan, Lopez, Quezon
19	IV-B	Palawan	Coron	30,000.00	04-Mar-22	Alvin S. Feliciano, Chairperson & CEO of Presidential Commission for the Urban Poor (PCUP)
20	IV-B	Palawan	Kalayaan	50,000.00	04-Mar-22	Roberto M. Del Mundo, Municipal Mayor Pag-asa, Island, Kalayaan, Palawan
21	V	Camarines Sur	Bato	20,000.00	04-Mar-22	Frank B. Bernaldez, Municipal Mayor of Bato, Camarines Sur
22	VIII	Biliran	Almeria	10,000.00	04-Mar-22	Rolando De Guzman, Punong Barangay Lo-ok, Almeria, Biliran
23	IX	Zamboanga Sibugay	Olutanga	20,000.00	04-Mar-22	Dr. Enrico Ray C. Galvan, MHO Olutanga, Zamboanga Sibugay
24	IX	Zamboanga City	Malagutay	10,000.00	04-Mar-22	Roel F. Cabugza, Punong Barangay, Malagutay, Zamboanga City
25	IX	Zamboanga City	Bolong	10,000.00	04-Mar-22	Ruben G. Coros, Punong Barangay, Bolong, Zamboanga City
26	XIII	Agusan Del Norte	Butuan City	20,000.00	04-Mar-22	Solphilip Ondog-Delawan, Assistant Community Coordinator, Office of the City Administrator's Indigenous People, Culture,

						Heritage and the Arts Division Butuan City, Agusan Del norte
27	VIII	Samar	Basey	20,000.00	10-Mar-22	Noel Adel O. Labnao, Punong Barangay, Sulod, Basey, Samar
28	VIII	Samar	Basey	20,000.00	10-Mar-22	Ruel B. Gacutno, Punong Barangay Serum, Basey, Samar
29	XI	Davao Oriental	Tarragona	20,000.00	10-Mar-22	Nestor I. Uy, Municipal Mayor of Tarragona, Davao Oriental
30	VIII	Eastern Samar	Oras	20,000.00	11-Mar-22	Viviane P. Alvarez, Municipal Mayor of Oras, Eastern Samar
31	CAR	Mt. Province	Tadian	20,000.00	11-Mar-22	Nonstito S. Masweng, Municipal Mayor Tadian, Mt. Province
32	IV - A	Cavite	Maragondon	20,000.00	16-Mar-22	Reynaldo A. Rillo, Municipal Mayor, Maragondon, Cavite
33	IV - A	Quezon	San Antonio	20,000.00	16-Mar-22	Erick M. Wagan, Municipal Mayor, San Antonio, Quezon
34	IV - A	Laguna	Rizal	20,000.00	16-Mar-22	Vener P. Muñoz, Local Chief Executive, Municipality of Rizal, Laguna
35	IV - A	Rizal	Antipolo	20,000.00	16-Mar-22	Andrea R. Ynares, Municipal Mayor, Antipolo City, Rizal
36	V	Albay	Camalig	20,000.00	16-Mar-22	Jennifer N. Lopus, MD, Municipal Health Officer, Camalig, Albay
37	IV - B	Palawan	Cuyo	20,000.00	16-Mar-22	Rosalinda R. Manlavi, Acting Municipal Treasurer of Cuyo, Palawan
38	V	Romblon	Santa Fe	20,000.00	16-Mar-22	Elsie D. Visca, Municipal Mayor, Santa Fe, Romblon
39	IV - B	Occidental Mindoro	San Jose	10,000.00	16-Mar-22	Romulo M. Festin, Municipal Mayor, Brgy. Batasan, San Jose, Occidental Mindoro
40	IV - B	Occidental Mindoro	San Jose	10,000.00	16-Mar-22	Romulo M. Festin, Municipal Mayor, Brgy. Monteclaro, San Jose, Occidental Mindoro
41	IV - B	Occidental Mindoro	San Jose	10,000.00	16-Mar-22	Romulo M. Festin, Municipal Mayor, Brgy. Naibuan, San Jose, Occidental Mindoro

42	IV - B	Occidental Mindoro	San Jose	10,000.00	16-Mar-22	Romulo M. Festin, Municipal Mayor, Brgy. Bayotbot, San Jose, Occidental Mindoro
43	IV - B	Occidental Mindoro	San Jose	10,000.00	16-Mar-22	Romulo M. Festin, Municipal Mayor, Brgy. Murtha, San Jose, Occidental Mindoro
44	II	Bataan	Samal	20,000.00	16-Mar-22	Aida D. Macalinao, Municipal Mayor, Samal, Bataan
45	II	Cagayan	Claveria	10,000.00	16-Mar-22	Demetrio V. Labuguen, Punong Barangay Pinas, Claveria, Cagayan
46	II	Cagayan	Claveria	10,000.00	16-Mar-22	Julius H. Pascua, Puning Barangay, Culao, Claveria, Cagayan
47	II	Cagayan	Claveria	10,000.00	16-Mar-22	Ricardo B. Lappay, Jr. Punong Barangay, Santiago, Claveria, Cagayan
48	II	Cagayan	Claveria	10,000.00	16-Mar-22	Danilo B. Gamiao, Punong Barangay, San Isidro, Claveria, Cagayan
49	II	Cagayan	Claveria	10,000.00	16-Mar-22	Jimmy D. Cristobal, Punong Barangay, Sta. Maria, Claveria, Cagayan
50	II	Cagayan	Claveria	10,000.00	16-Mar-22	Nestor V. Calumpit, Punong Barangay, San Vicente, Claveria, Cagayan
51	II	Cagayan	Claveria	10,000.00	16-Mar-22	Jimmy A. Baluscang, Punong Barangay, Union, Claveria, Cagayan
52	II	Cagayan	Tuao	10,000.00	16-Mar-22	Clarito B. Cadiz, Punong barangay, Barancuag, Tuao, Cagayan
53	II	Cagayan	Tuao	10,000.00	16-Mar-22	Francisco A. Genora, Punong Barangay Battung, Tuao, Cagayan
54	II	Cagayan	Sto. Niño	10,000.00	16-Mar-22	Rachel Oli, Barangay Secretary, Calapangan, Sto. Niño, Cagayan
55	II	Cagayan	Minanga	10,000.00	16-Mar-22	Robert P. Baay, Punong Barangay, Minanga, Gonzaga, Cagayan
56	II	Cagayan	Alcala	10,000.00	16-Mar-22	Rodolfo C. Elpedes, Punong Barangay, Malalatan, Alcala, Cagayan
57	II	Cagayan	Tuao	5,000.00	16-Mar-22	Darwin A. Taguiam, PhD, School Principal, Itawes Nat'l HS, Alabug, Tuao, Cagayan

58	VII	Cebu	Badian	10,000.00	16-Mar-22	Nelia M. Comision, Punong Barangay, Banhigan, Badian, Cebu
59	VII	Cebu	Badian	10,000.00	16-Mar-22	Adelito T. Saranillo, Punong Barangay, Bugas, Badian, Cebu
60	VII	Cebu	Badian	10,000.00	16-Mar-22	Vicente P. Torino, Punong Barangay Dobdob, Badian, Cebu
61	VII	Cebu	Badian	10,000.00	16-Mar-22	Rumell T. Espiritu, Punong Barangay, Ginablan, Badian, Cebu
62	VII	Cebu	Badian	10,000.00	16-Mar-22	Armando P. Endab, Punong Barangay Malabago, Badian, Cebu
63	VII	Cebu	Badian	10,000.00	16-Mar-22	Marlon A. Taboada, Punong Barangay, Malhiao, Badian, Cebu
64	VII	Cebu	Badian	10,000.00	16-Mar-22	Dicky A. Virtucio, Punong Barangay Manduyong, Badian, Cebu
65	VII	Cebu	Badian	10,000.00	16-Mar-22	Bruno J. Rejulio, Punong barangay, Talayong, Badian, Cebu
66	VII	Cebu	Badian	10,000.00	16-Mar-22	Arturo Artemio E. Divinagracia, Punong Barangay, Taytay, Badian, Cebu
67	VII	Negros Oriental	Dumaguete	10,000.00	16-Mar-22	Paciencio S. Maquiling Jr., Punong Barangay, Banilad, Dumaguete, Negros Oriental
68	VII	Negros Oriental	Dumaguete	10,000.00	16-Mar-22	Randy M. Fausto, Punong Barangay Tabuc-Tubig, Dumaguete, Negros Oriental
69	VII	Negros Oriental	Dumaguete	10,000.00	16-Mar-22	Marilen B. Cataylo, Barangay Secretary, Bajumpandan, Dumaguete, Negros Oriental
70	VII	Negros Oriental	Dumaguete	10,000.00	16-Mar-22	Ramel M. Tayco, Punong Barangay Mangnao-Canal, Dumaguete, Negros Oriental
71	VII	Negros Oriental	Valencia	10,000.00	16-Mar-22	Carlos S. Gainsan, Punong Barangay Palinpinon, Valencia, Negros Oriental
72	VII	Negros Oriental	Valencia	10,000.00	16-Mar-22	Cleto A. Lorico, Punong Barangay Apolong, Valencia, Negros Oriental
73	VII	Negros Oriental	Sibulan	10,000.00	16-Mar-22	Jean Mercy E. Regalado, Punong Barangay Agan-an, Sibulan, Negros Oriental

74	I	Ilocos Norte	Laoag City	20,000.00	21-Mar-22	Marsha Lou A. wapan, MD DPPS OIC, Laoag City Gen. Hospital
75	CAR	Kalinga	Tabuk	50,000.00	21-Mar-22	Antoinette Hazel D. Sarol, MD City Health Office Physician, Tabuk, Kalinga
76	VII	Cebu	Cebu City	20,000.00	28-Mar-22	Yvonne R. Carinosa, RMT, MPA Medical Head Staff, Cebu City
77	IV - A	Rizal	Rizal	10,000.00	28-Mar-22	Mr. Nazh – Far Mariwa Berganio, President, AKO BAKWIT, INC
78	V	Sorsogon	Gubat	10,000.00	28-Mar-22	Susana E. Enaje, Punong Barangay, Cogon, Gubat Sorsogon,
79	III	Zambales	Botolan	20,000.00	29-Mar-22	Doris E. Maniquiz, Municipal Mayor, Botolan, Zambales
80	II	Cagayan	Tuguegarao	50,000.00	29-Mar-22	PCOL Jonard J. De Guzman, Chief, Reg'l Medical & Dental Unit 2, Camp Marcelo A. Adduru, Tuguegarao City, Cagayan
Total - March				1,195,000.00		
Total				1,815,000.00		

Annex I. Lotto and STL Shares, 1st Quarter, 2022

No.	Month	Type	Region	Province	City / Municipality	Payable to	For the Period from	Amount	Voucher No.	Date Released
1	January	Lotto Shares	XI	Davao Occidental	Santa Maria	LGUs	January to June 2019	2,413.15	CF2201021711	26/01/2022
2	January	Lotto Shares	XI	Davao Occidental	Santa Maria	LGUs	July to December 2019	2,894.28	CF2201021712	26/01/2022
	JANUARY	TOTAL						5,307.43		
3	January	STL Shares	NCR	Metro Manila	Muntinlupa	LGUs	Oct. to Dec. 2021	483,003.96	CF2201021702	26/01/2022
4	January	STL Shares	NCR	Metro Manila	Quezon City	LGUs	Oct. to Dec. 2021	819,793.18	CF2201021703	26/01/2022
5	January	STL Shares	NCR	Metro Manila	Parañaque	LGUs	Oct. to Dec. 2021	461,531.35	CF2201021704	26/01/2022
6	January	STL Shares	NCR	Metro Manila	Pasig City	LGUs	Oct. to Dec. 2021	761,055.84	CF2201021705	26/01/2022
7	January	STL Shares	NCR	Metro Manila	Marikina City	LGUs	Oct. to Dec. 2021	443,461.94	CF2201021706	26/01/2022
8	January	STL Shares	NCR	Metro Manila	Malabon	LGUs	Oct. to Dec. 2021	18,296.78	CF2201021715	26/01/2022
9	January	STL Shares	NCR	Metro Manila	Caloocan City	LGUs	Oct. to Dec. 2021	59,219.26	CF2201021716	26/01/2022
10	January	STL Shares	NCR	Metro Manila	Pateros	LGUs	Oct. to Dec. 2021	101,697.96	CF2201021717	26/01/2022
11	January	STL Shares	NCR	Metro Manila	Mandaluyong City	LGUs	Oct. to Dec. 2021	75,554.63	CF2201021718	26/01/2022
12	January	STL Shares	NCR	Metro Manila	San Juan City	LGUs	Oct. to Dec. 2021	116,777.25	CF2201021719	26/01/2022

	JANUARY	TOTAL						3,340,392.15		
	FEBRUARY	TOTAL						-		
30	March	STL Shares				Philippine National Police	November 2021	10,211,116.24	CF2203024138	11/03/2022
31	March	STL Shares				Philippine National Police	October 2021	9,933,718.75	CF2203024139	11/03/2022
32	March	STL Shares				National Bureau Of Investigation	November 2021	4,019,705.05	CF2203024140	11/03/2022
33	March	STL Shares				National Bureau Of Investigation	October 2021	3,973,450.87	CF2203024141	11/03/2022
	MARCH	TOTAL						28,137,990.91		
	TOTAL							31,483,690.49		

Annex J. STL Authorized Agent Corporations (AACs), 1st Quarter, 2022

No.	Authorized Agent Corporation	Area of Operations	Expiration Of Contract
National Capital Region Department			
1	Chivalric Inc.	NCR Eastern District	December 17, 2023
2	Four Aces Management Group Corp.	Parañaque City	June 30, 2022
3	Glowing Fortune Corp.,	Malabon City	December 14, 2022
4	Glowing Fortune Corp.,	Caloocan City	December 14, 2022
5	Great Minds Games and Amusement Corp	Muntinlupa City	June 30, 2022
6	Lucent Gaming and Entertainment OPC	Quezon City	July 14, 2022
7	Trojan Marketing Inc.	Pateros	July 05, 2022
Northern and Central Luzon Department			
REGION I - ILOCOS REGION			
8	First La Union Leisure Entertainment & Gaming Corporation	La Union	June 09, 2022
9	Grand 88 Gaming Corporation	Pangasinan	February 28, 2023
10	Lucky Pick Amusement & Development, Inc.	Province of Ilocos Norte	February 21, 2024
11	S Grande Corporation	Ilocos Sur	November 25, 2023
REGION II - CAGAYAN VALLEY			
12	Hit It Big Gaming Corporation	Quirino	August 30, 2022
13	King's 810 Gaming Corporation	Nueva Vizcaya	January 20, 2025
REGION III - CENTRAL LUZON			
14	CTG Prime Ventures Inc.	Province of Nueva Ecija	February 21, 2024
15	Diamond Gaming & Research Center Corporation	Bulacan	February 21, 2024
16	GIPC Gaming and Amusement Center	Zambales Excluding Olongapo City	February 21, 2024
17	Golden Matrix Gaming & Amusement Corp.	Olongapo City, Zambales	February 21, 2024
18	Goldenprime Amusement, Inc.	Aurora	November 01, 2022
19	Lake Tahoe Gaming & Amusement Corporation	Angeles City, Pampanga	February 21, 2024
20	Northtrails Resources Inc.	Tarlac	February 21, 2024
21	Suncove Corporation	Province of Pampanga Excluding Angeles City	February 21, 2024
22	Sunset Bay Research & Marketing Corporation	Bataan Province	February 21, 2024

REGION XIV - CORDILLERA ADMINISTRATIVE REGION (CAR)			
23	Clash of Clans Gaming Corporation	Ifugao	June 30, 2022
24	D'oro Tigre Corporation	Abra	November 25, 2023
25	Mountain View Games of Chance Corporation (1)	Province of Apayao	November 25, 2023
26	Mountain View Games of Chance Corporation (2)	Province of Kalinga	February 21, 2024
27	Pines Estate and Gaming Corporation (1)	Baguio City	May 21, 2022
28	Pines Estate and Gaming Corporation (2)	Province of Benguet Excluding Baguio City	March 22, 2024
Southern Tagalog and Bicol Region Department			
REGION IV-A - CALABARZON			
29	Batangas Enhanced Technology Systems, Inc.	Province of Batangas	February 21, 2024
30	Nineteen Aces Gaming and Amusement Corp.	Province of Rizal	September 30, 2022
31	Pirouette Corporation	Quezon Province	February 21, 2024
32	Ramloid Gaming Corporation	Province of Laguna including San Pablo City	February 21, 2024
REGION IV - MIMAROPA			
33	Cinco Derecho Gaming Corp	Marinduque	February 28, 2023
34	Cinco Derecho Gaming Corp	Palawan	July 14, 2022
35	Philprize Agent Amusement Corporation	Puerto Princesa City, Palawan	February 29, 2024
36	Pines Estate and Gaming Corporation (3)	Romblon	March 22, 2024
REGION V - BICOL REGION			
37	Evenchance Gaming Corporation	Camarines Sur	February 29, 2024
38	Global Magicmazing Gaming Corp.	Masbate	December 14, 2022
39	Oceania Sur Gaming Corporation	Province of Sorsogon	February 21, 2024
40	Stemmm Gaming Corporation	Camarines Norte	November 25, 2023
Visayas Department			
REGION VI - WESTERN VISAYAS			
41	7 Aces Games and Amusement Corp.	Province of Iloilo excluding Iloilo City	June 30, 2022
42	888 Good Fortune Gaming Venture Corp	Antique Province	July 14, 2022
43	888 Good Fortune Gaming Venture Corp	Capiz Province	July 14, 2022
44	Great Lion Gaming Ventures Incorporated	Aklan Province	July 14, 2022
45	Iloilo Small Town Lottery Gaming Corporation	Guimaras	January 23, 2025
46	Iloilo Small Town Lottery Gaming Corporation	Iloilo City	June 30, 2022

47	Super Lucky Beagler, Inc. (1)	Negros Occidental excluding Bacolod City	February 21, 2024
48	Super Lucky Beagler, Inc. (2)	Bacolod City	February 21, 2024
REGION VII - CENTRAL VISAYAS			
49	Alpha Maximum Gaming Corporation	Province of Bohol	July 31, 2022
50	Four Aces Resources Mngt. Corporation	Negros Oriental	November 25, 2023
51	LTS Advance, Inc.	Cebu City	July 31, 2022
52	Lucky 7 Games and Amusement Corporation	Lapu-Lapu City	January 20, 2025
53	Redcarpet Gaming Corporation	Province of Siquijor	November 25, 2023
54	Saturn Gaming N' Amusement Corporation (1)	Cebu Province excluding Metro Cebu	November 25, 2023
REGION VIII - EASTERN VISAYAS			
55	Berich Online Gaming and Amusement Inc.	Western Samar	December 10, 2023
56	Mavta Gaming and Leisure Corporation	Northern Samar	July 15, 2022
57	Saturn Gaming N' Amusement Corporation (2)	Southern Leyte	January 23, 2022
58	System Development and Ventures Corporation	Eastern Samar	November 25, 2023
59	Victoria Development and Venture Corporation	Biliran	April 04, 2022
60	Victoria Development and Venture Corporation	Leyte	February 14, 2024
61	Victoria Development and Venture Corporation	Tacloban City	February 14, 2024
Mindanao Department			
REGION IX - ZAMBOANGA PENINSULA			
62	1028 Gaming and Entertainment Inc.	Zamboanga Sibugay	February 28, 2023
63	Fairways Management And Gaming Corporation (3)	Zamboanga Del Norte	November 25, 2023
64	Oro Jackpot Gaming Corporation	Zamboanga City	February 28, 2023
REGION X - NORTHERN MINDANAO			
65	Diamond Millennium Corporation (1)	Cagayan De Oro City	April 14, 2022
66	Diamond Millennium Corporation (2)	Misamis Oriental excluding Cagayan de Oro City	July 30, 2022
67	Global Magicmazing Gaming Corp.	Province of Camiguin	January 14, 2023
68	Glowing Fortune OPC	Lanao del Norte	February 28, 2023
69	STL Donel Philippines Corporation	Misamis Occidental	January 20, 2022
70	Trento Gaming and Leisure Corporation (2)	Bukidnon	November 25, 2023
REGION XI - DAVAO REGION			
71	Alpha Maximum Gaming Corporation	Davao Occidental	January 14, 2023
72	Beato Gioco Lottery inc	Davao Del Norte	November 25, 2023

73	Oro Swerte Gaming & Leisure Corporation	Compostela Valley	November 25, 2023
74	Provident Marketing And Mobile Enterprises Inc. (3)	Province of Davao Del Sur Excluding Davao City	November 25, 2023
75	Provident Marketing And Mobile Enterprises Inc. (4)	Davao Oriental	February 21, 2022
REGION XII - SOCCSKSARGEN			
76	Jelbert Rising Sun Corporation	Sultan Kudarat	June 30, 2022
77	JGM Gaming and Leisure Corporation (2)	Saranggani	November 25, 2023
78	JY Archers Games and Entertainment Corp.	South Cotabato	February 23, 2024
79	Miracle Pick Gaming Corporation	North Cotabato	December 03, 2023
80	Trento Gaming and Leisure Corporation (1)	General Santos City	November 25, 2023
REGION XIII - CARAGA REGION			
81	JGM Gaming and Leisure Corporation (1)	Surigao Del Norte	November 25, 2023
82	Ouano Gaming And Leisure Corporation	Agusan Del Sur	September 28, 2021
83	Provident Marketing And Mobile Enterprises Inc. (1)	Agusan Del Norte	February 21, 2022
84	Sweeteva Online Gaming and Amusement Corporation	Surigao Del Sur	November 25, 2023
BANGSAMORO AUTONOMOUS REGION IN MUSLIM MINDANAO (BARMM)			
85	1424 Lynmark Development And Gaming OPC	Tawi-tawi	December 14, 2022
86	Five Diamind Gaming Corporation	Province of Sulu	December 14, 2022
87	Jelbert Rising Sun Corporation	Maguindanao	June 30, 2022
88	Provident Marketing And Mobile Enterprises Inc. (2)	Cotabato City	February 21, 2022
89	Zian Gaming Recreation Inc.	Basilan	November 25, 2023