



**Philippine Charity
Sweepstakes Office
Accomplishment Report
Second Quarter, 2022**

TABLE OF CONTENTS

| | |
|---|----|
| I. Introduction | 4 |
| II. About PCSO | 4 |
| III. Operational Accomplishments | 5 |
| A. Fund Generation Activities | 5 |
| 1. Second Quarter Sales Comparison between CY 2022 vs. CY 2021 | 6 |
| 2. Sales Breakdown of PCSO Games | 7 |
| 3. Percent Contribution of PCSO Games to the Total Revenue | 8 |
| B. Jackpot Winners | 9 |
| C. Fund Provision Activities | 10 |
| 1. Charity Assistance Programs | 11 |
| a. Medical Access Program | 11 |
| i. Regular Medical Access Program through PCSO offices | 11 |
| ii. Medical Access in Malasakit Centers (MAM) Program | 12 |
| b. Medical Transport Vehicle Donation Program | 13 |
| c. Medical Equipment Donation Program | 14 |
| d. Institutional Partnership Program | 14 |
| 2. Medical Services Programs | 14 |
| a. Medicine Donation Program | 14 |
| 3. Compliance with Mandatory Contributions | 15 |
| a. Universal Health Care Program | 15 |
| b. Assistance to Government Institutions | 15 |
| c. Lotto Shares | 15 |
| d. Small Town Lottery (STL) Shares | 16 |
| IV. Other Significant Accomplishments | 16 |
| A. Livelihood Generation for Lotto Agents | 16 |
| B. STL Authorized Agent Corporations | 16 |
| C. Corporate Social Responsibility Initiatives | 17 |
| D. Conduct of Charity Summit | 17 |
| E. Conduct of Online Lotto Agent Orientation | 17 |
| F. Training, Seminar, Workshop, and Forum Conducted | 17 |
| V. Contribution to Nation-Building | 18 |
| A. Tax Remittances | 18 |
| VI. Customer Feedback Mechanisms | 18 |
| A. 8888 Hotline | 18 |
| B. Online Feedback | 19 |
| C. PCSO Social Media Accounts | 19 |
| Annex A. Monthly Retail Receipts of PCSO Games, 2nd Quarter, 2022 | 20 |
| Annex B. Malasakit Centers with PCSO Budget Allocation as of 30 June 2022 | 21 |
| Annex C. Medical Transport Vehicle Donation Program Recipients, 2nd Quarter, 2022 | 26 |
| Annex D. Medicine Donation Program Recipients, 2nd Quarter, 2022 | 29 |

LIST OF TABLES

Table 1: Comparison of 2nd Quarter Sales of PCSO Gross Retail Receipts between CY2021 and CY2022 6

Table 2: Small Town Lottery (STL) Gross Retail Receipts for the 2nd Quarter of CY2022 8

Table 3: Percent Contributions of PCSO Games to the Total Gross Retail Receipts 8

Table 4: Number of Jackpot Winners and Total Winnings for the 2nd Quarter of CY 2022 9

Table 5: Comparison of Fund Provision Activities between 2nd Quarter of CY 2021 and 2nd Quarter of CY 2022 (Figures subject to adjustments) 10

Table 6: Summary of MAP Assistance for the 2nd Quarter of CY 2022 (Figures subject to recap/adjustments) 12

Table 7: Summary of MAM Program Assistance for the 2nd Quarter of CY 2022 (Figures subject to recap/adjustments) 12

Table 8: MAP Assistance in PCSO Offices and Malasakit Centers for the 2nd Quarter of CY 2022 (Figures subject to recap/adjustments) 13

Table 9: Institutional Partnership Program for the 2nd Quarter of CY 2022 14

Table 10: Mandatory Contributions Released in the 2nd Quarter of CY 2022 15

Table 11: STL Shares per Recipient as of YTD June 2022 16

Table 12: Comparing number of Lotto Agents between YTD June 2021 vs. YTD June 2022 16

Table 13: STL Job Generation as of June 30, 2022 16

Table 14: Trainings Conducted in the 2nd Quarter of CY 2022 17

Table 15: Taxes Paid for the 2nd Quarter of CY 2022 18

Table 16: Summary of 8888 Hotline for the 2nd Quarter of CY 2022 18

Table 17: Online Feedback for the 2nd Quarter of CY 2022 19

LIST OF FIGURES

Figure 1: PCSO Gross Receipts5

Figure 2: Allocation of the Net Receipt to the three (3) PCSO Funds.....5

Figure 3: Actual Sales versus Year-to-date Target (112% Performance) and Year-end Target (56% Performance) from January to June 20226

Figure 4: Comparison of PCSO Games Gross Retail Receipts, 2nd Quarter of CY 2021 vs. 2nd Quarter of CY 20227

Figure 5: Breakdown of PCSO Lotto Sales in the 2nd Quarter of CY 20227

Figure 6: Digit Games Retail Receipts for the 2nd Quarter of CY 20228

Figure 7: Breakdown of PCSO Games for the 2nd Quarter of CY 2022.....9

Figure 8: Total Jackpot Prize Winnings for the 2nd Quarter of CY 20229

Figure 9: Official PCSO Facebook Page and PCSO Games Hub Facebook Page.....19

I. Introduction

This report details the Philippine Charity Sweepstakes Office's (PCSO) operational and administrative accomplishments, contributions to nation-building, and results of the customer feedback mechanisms from April 1 to June 30, 2022. When applicable, data for the second quarter of this year is compared with PCSO's performance for the same time period in 2021 to highlight achievements.

This paper has been prepared in order to fulfill the Agency's reporting obligations to the Office of the President (OP) and the Governance Commission for Government-Owned or -Controlled Corporations (GCG).

II. About PCSO

The Philippine Charity Sweepstakes Office (PCSO) is the principal government agency in charge of conducting lottery games in the Philippines to raise revenues and provide funds for health programs, medical assistance and services, and charities of national character.

Vision

By 2025, PCSO shall be an excellent government agency for sustainable fund generation for the Filipino people through the conduct of globally competitive gaming products.

Mission

- We hold and conduct transparent sweepstakes races, lotteries, and other similar activities;
- We provide responsive assistance to eligible recipients and beneficiaries;
- We continuously develop our people and improve and communicate our products and services; and
- We establish strong partnerships with responsible agents and stakeholders.

Core Values

Compassion | Integrity | Patriotism | Professionalism | Transparency

Revenue Allocation

In accordance with Section 6 of Republic Act No. 1169, otherwise known as the PCSO Charter, the net receipts (gross receipts less 2 % printing cost), as shown in *Figure 1*, will be divided among three distinct funds: The Prize Fund at 55% of the net receipts, the Charity Fund at 30% of the net receipts, and, lastly, the Operating Fund at 15% of the net receipts (*Figure 2*).

The **Prize Fund**, which accounts for 55% of the net receipts, is used to pay out prizes to holders and sellers of winning tickets. Unclaimed prizes or balances in the Prize Fund revert to and become part of the Charity Fund after one (1) year.

The **Charity Fund**, which is 30% of the net receipts, is used exclusively to finance and support health programs, medical assistance, and services, and/or charities of national character.

The **Operating Fund** accounts for 15% of net receipts and is used to support the PCSO's day-to-day operating/maintenance and capital expenditures. Unutilized Operating Fund at the end of the fiscal year becomes part of the Charity Fund.



Figure 1: PCSO Gross Receipts



Figure 2: Allocation of the Net Receipt to the three (3) PCSO Funds

III. Operational Accomplishments

A. Fund Generation Activities

For the second quarter of calendar year (CY) 2022, PCSO generated P13.55 billion from Lotto, Digit Games, Small Town Lottery, and Instant Sweepstakes. Annex A details the monthly retail receipts of the PCSO games from April to June 2022.

From January to June 2022, PCSO had already earned P25.92 billion, representing a 112% performance versus its year-to-date (YTD) sales target of P23.05 billion, and a 56% performance versus its annual sales target of P46.1 billion for CY 2022 (Figure 3).

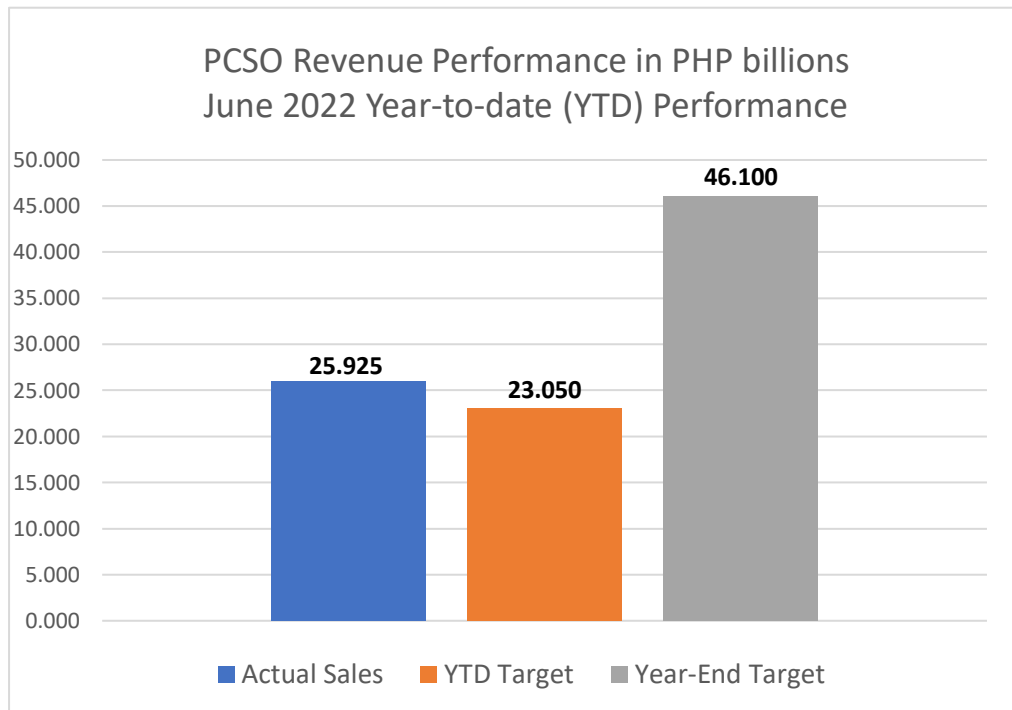


Figure 3: Actual Sales versus Year-to-date Target (112% Performance) and Year-end Target (56% Performance) from January to June 2022

1. Second Quarter Sales Comparison between CY 2022 vs. CY 2021

When comparing Second Quarter Sales of this year to last year's performance, gross retail receipts earned for CY 2022 are 63% higher than sales in the same period in CY 2021 (*Table 1*). This is despite the fact that Keno games' contract expired on April 1, 2022, and thus had no more contribution for revenue in the 2nd quarter of CY 2022.

| PCSO GAMES | GROSS RETAIL RECEIPTS | | % Variance |
|---|-------------------------|--------------------------|------------|
| | Q2 of CY2021 | Q2 of CY2022 | |
| Lotto and Digit Games | 3,347,997,030.00 | 6,351,066,440.00 | 90% |
| Small Town Lottery | 4,734,094,373.59 | 6,943,952,629.00 | 47% |
| Keno | 55,007,471.54 | - | - |
| National Instant Sweepstakes Program (NISP) | 176,130,659.00 | 250,000,002.00 | 42% |
| TOTAL | 8,313,229,534.13 | 13,545,019,071.00 | 63% |

Table 1: Comparison of 2nd Quarter Sales of PCSO Gross Retail Receipts between CY2021 and CY2022

Figure 4 below further depicts the comparison of gross retail receipts per PCSO game during the second quarters of CYs 2022 and 2021. Except for Keno, whose contract expired on April 1, 2022, and removed from the current games offered by PCSO beginning this period, all gross retail receipts from games in the 2nd quarter of CY 2022 **are higher** than the gross retail receipts of the same games in the same period in CY 2021.

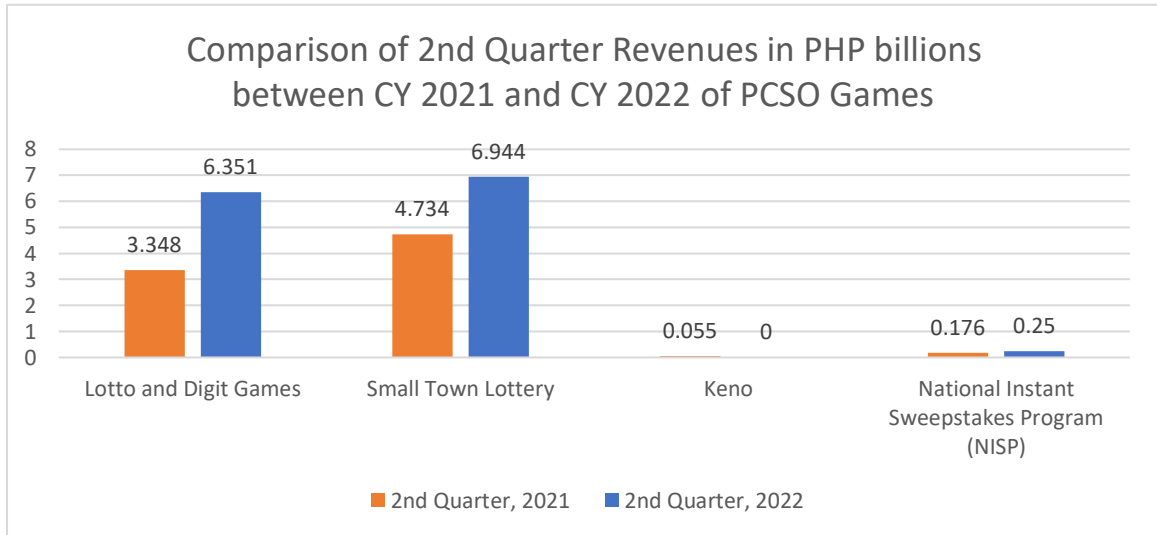


Figure 4: Comparison of PCSO Games Gross Retail Receipts, 2nd Quarter of CY 2021 vs. 2nd Quarter of CY 2022

2. Sales Breakdown of PCSO Games

The gross retail receipts of P6.351 billion for Lotto and Digit games in the second quarter of CY 2022 are broken down as P3.90 billion for lotto games and P2.45 billion for digit games.

Figure 5 below details the performances of the Lotto games, which total to P3.90 billion, with the Grand Lotto 6/55 generating the most revenue at P1.25 billion.

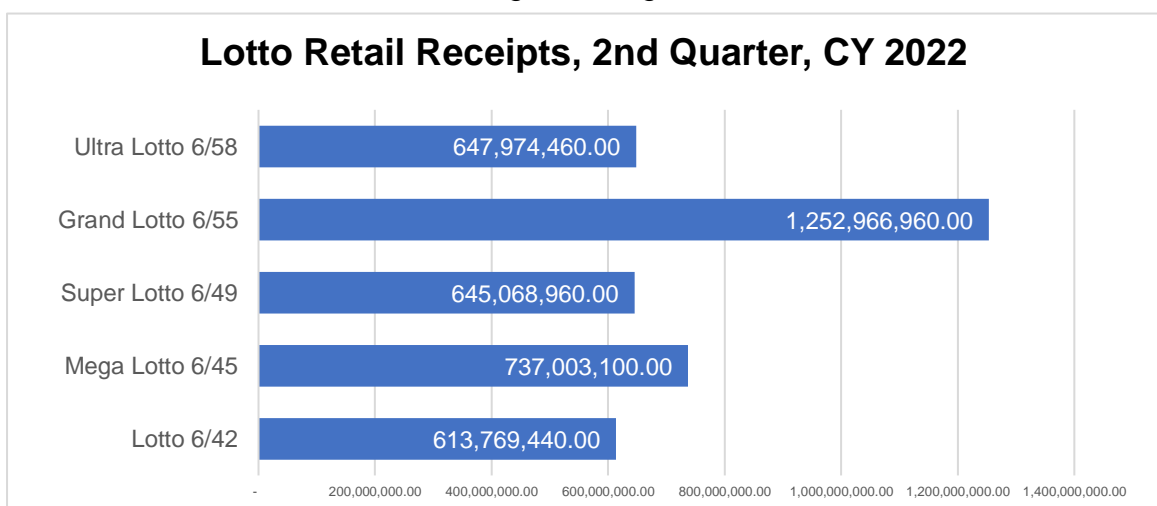


Figure 5: Breakdown of PCSO Lotto Sales in the 2nd Quarter of CY 2022

For the Digit Games, which generated a total of P2.45 billion for the second quarter, 2D lotto is the highest contributor with P1.28 Billion (*Figure 6*).

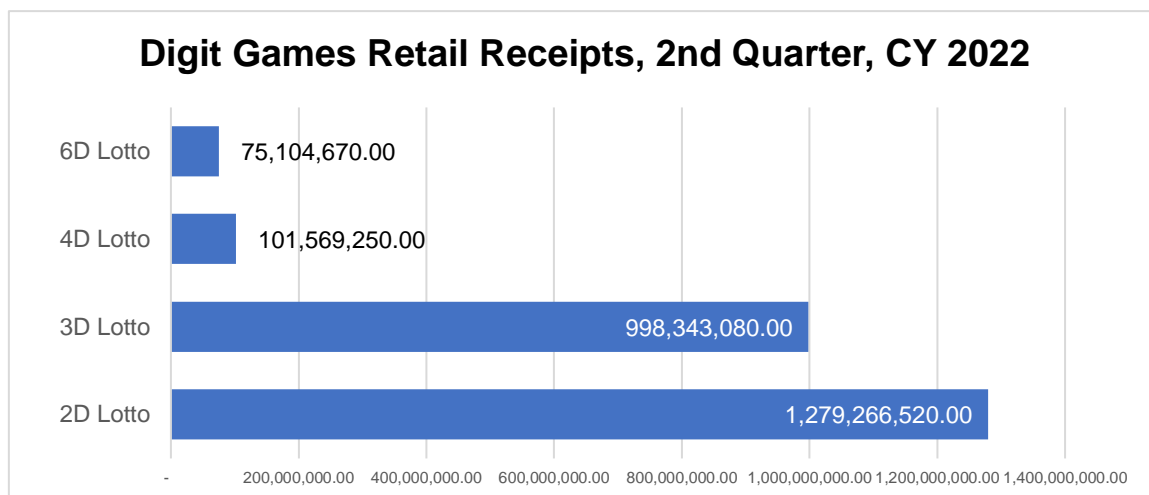


Figure 6: Digit Games Retail Receipts for the 2nd Quarter of CY 2022

The Small Town Lottery (STL), which generated P6.944 billion, is the top generating game for the period April to June 2022. *Table 2* below shows the monthly gross retail receipts of STL for this quarter.

| Month | CY 2022 |
|--------------|-------------------------|
| April | 2,093,765,866.00 |
| May | 2,401,456,027.50 |
| June | 2,448,730,735.50 |
| Total | 6,943,952,629.00 |

Table 2: Small Town Lottery (STL) Gross Retail Receipts for the 2nd Quarter of CY2022

3. Percent Contribution of PCSO Games to the Total Revenue

Lastly, looking at how the games contributed to the gross retail receipts of P13.55 for the second quarter of CY 2022, the Lotto Digit games contributed 47%, while the Small Town Lottery games contributed 51%.

| PCSO GAMES | GROSS RETAIL RECEIPTS FOR Q2 OF CY2022 | % Contribution |
|---|--|----------------|
| Lotto and Digit Games | 6,351,066,440.00 | 47% |
| Small Town Lottery | 6,943,952,629.00 | 51% |
| Keno | - | - |
| National Instant Sweepstakes Program (NISP) | 250,000,002.00 | 2% |
| TOTAL | 13,545,019,071.00 | 100% |

Table 3: Percent Contributions of PCSO Games to the Total Gross Retail Receipts

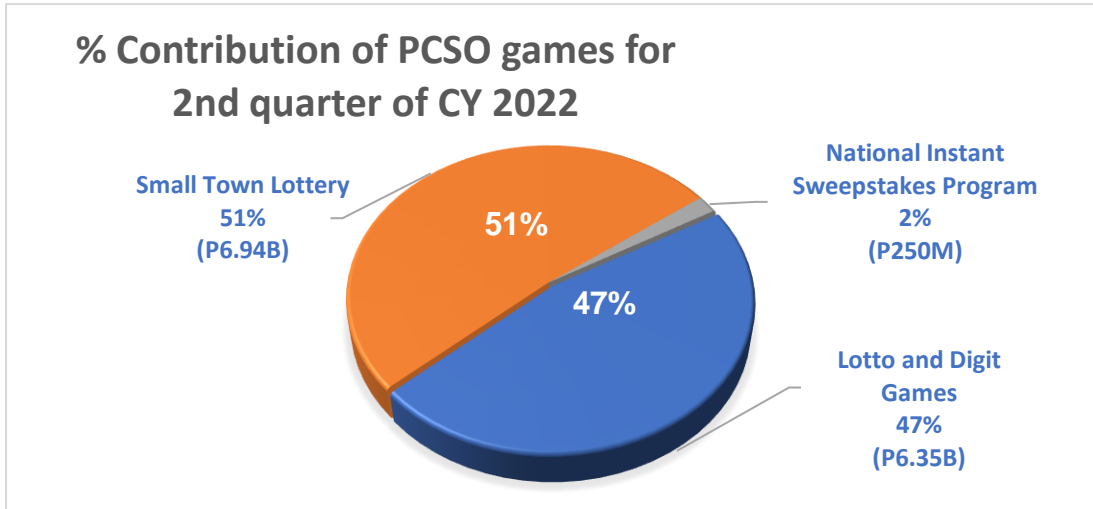


Figure 7: Breakdown of PCSO Games for the 2nd Quarter of CY 2022

B. Jackpot Winners

In the second quarter of 2022, the PCSO awarded a total of P531.96 million to 16 winners of PCSO Lotto games (Table 4). From January to June 2022, there were already 37 jackpot winners, with P1.45 billion allocated for their winnings.

| Lotto Game | No. of Jackpot Winners | Net jackpot Prize (less 1% commission) |
|------------------|------------------------|--|
| Lotto 6/42 | 7 | 123,686,990.60 |
| Mega Lotto 6/45 | 5 | 163,069,842.00 |
| Super Lotto 6/49 | 3 | 145,138,375.40 |
| Grand Lotto 6/55 | 0 | 0 |
| Ultra Lotto 6/58 | 1 | 100,064,568.00 |
| Total | 16 | 531,959,776.00 |

Table 4: Number of Jackpot Winners and Total Winnings for the 2nd Quarter of CY 2022

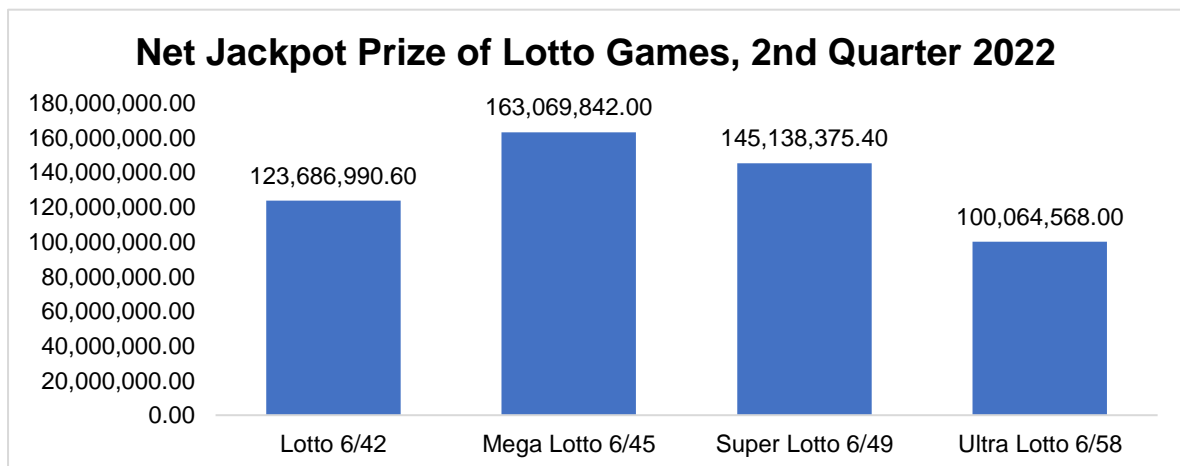


Figure 8: Total Jackpot Prize Winnings for the 2nd Quarter of CY 2022

Mega Lotto 6/45 had the highest share of jackpot prize to lucky millionaires with P163.07 million, while the lowest share of jackpot prize was from Ultra Lotto 6/58 with P100.064 million.

C. Fund Provision Activities

PCSO provides funds through its various charity and medical programs and services like the Medical Access Program (MAP), Medical Access in Malasakit Centers (MAM) Program, Calamity Assistance Program, Endowment Fund Program, Institutional Partnership, Medical Transport Vehicle Donation Program, and Medicine Donation Program, among others.

For CY 2022, PCSO is using funds from the savings of 2019 and previous years that were transferred to the Charity Fund to sustain the aforementioned programs. Without these savings, PCSO would only be able to fund the Medical Access in Malasakit Centers (MAM) Program this year. *Table 5* shows the performance of PCSO's charity programs during the second quarters of CYs 2021 and 2022.

| Period | 1st Quarter, 2021 | | 2nd Quarter, 2022 | |
|---|--------------------------|----------------------|--------------------------------------|----------------------|
| | No. of Beneficiaries | Amount of Assistance | No. of Beneficiaries | Amount of Assistance |
| Medical Assistance Program (MAP) | 70,923 individuals | 529,800,051.49 | 49,775 individuals | 306,313,118.09 |
| Medical Assistance in Malasakit Centers (MAM) Program | | | 10,524 individuals | 152,922,835.89 |
| Calamity Assistance Program | 22 cities/municipalities | 21,160,000.00 | - | - |
| Medical Transport Vehicle Donation Program (MTVDP) | - | - | 69 health/government facilities/LGUs | 137,241,000.00 |
| Medical Equipment Donation Program | 1 hospital | 29,995,000.00 | 1 health/government facility | 3,280,000.00 |
| Institutional Partnership Program | 20 institutions | 6,000,000.00 | 14 health/government facilities | 4,200,000.00 |
| Endowment Fund Program | 13 hospitals | 37,000,000.00 | - | - |
| Medical Services Programs | | | | |
| Employees Consultation and Management (including dependents and retirees) | 3,140 individuals | 141,822.46 | 4,496 individuals | 104,387.11 |
| Out-Patient Services | 470 individuals | 8,182.20 | 410 individuals | 27,406.01 |
| Medicine Donation Program (Main and Branch Offices) | 491 | 9,988,683.20 | 188 institutions | 2,699,847.96 |
| Medical and Dental Mission | - | - | 3 institutions | 119,929.24 |

Table 5: Comparison of Fund Provision Activities between 2nd Quarter of CY 2021 and 2nd Quarter of CY 2022 (Figures subject to adjustments)

The succeeding sections show the accomplishments of PCSO's fund provision activities through its programs and services.

1. Charity Assistance Programs

a. Medical Access Program

Patients availing of the PCSO Medical Access Program (MAP) are serviced either through PCSO offices or the Malasakit Centers nationwide.

i. Regular Medical Access Program through PCSO offices

The Regular Medical Access Program (MAP) provides assistance to persons with health-related problems in partnership with government and private hospitals, health facilities, medicine retailers, and other partners. Services covered by the program are confinement, erythropoietin (dialysis injection), chemo drugs, specialty medicines, hemodialysis, laboratory (blood chemistry), diagnostic, and imaging procedures, and implant/medical devices.

For this quarter, the PCSO released P306.31 million as Regular MAP assistance to 49,775 beneficiaries, of which 25,128 or 50.5% are males, while 24,647 or 49.5% are females.

In terms of nature of requests, confinement is the top requested assistance with 23,010 requests, followed by dialysis (EPO) with 21,175 requests. Ranking third is laboratory/diagnostic procedures with 814 requests. Other requests of patients are shown in the table below.

| Nature of Requests | No. of Requests | | Amount of Assistance | | Total | |
|-----------------------------------|-----------------|--------|----------------------|---------------|-----------------|----------------------|
| | F | M | F | M | No. of Requests | Amount of Assistance |
| Confinement | 11,305 | 11,705 | 83,402,744.33 | 88,075,530.39 | 23,010 | 171,478,274.72 |
| Chemo Drugs | 3,056 | 1,082 | 27,040,002.33 | 10,260,369.18 | 4,138 | 37,300,371.51 |
| Dialysis (Treatment) | 1 | 3 | 9,450.00 | 26,000.00 | 4 | 35,450.00 |
| Dialysis (Epo) | 9,454 | 11,721 | 37,298,900.88 | 45,515,010.56 | 21,175 | 82,813,911.44 |
| Radiation Therapy | 189 | 52 | 2,216,444.00 | 560,645.40 | 241 | 2,777,089.40 |
| Hemophilia Medicines | 2 | 29 | 22,000.00 | 368,950.00 | 31 | 390,950.00 |
| Post-Transplant/ Operative Meds | 71 | 109 | 917,513.99 | 1,333,868.46 | 180 | 2,251,382.45 |
| Rheumatoid Arthritis | 22 | 4 | 314,454.12 | 59,310.45 | 26 | 373,764.57 |
| Anti-Lupus | 36 | 3 | 293,185.30 | 35,413.00 | 39 | 328,598.30 |
| Thalassemia | 1 | 3 | 6,907.52 | 18,400.92 | 4 | 25,308.44 |
| Neuro-Psychiatric Medicines | 12 | 3 | 50,306.50 | 14,995.00 | 15 | 65,301.50 |
| Laboratory/ Diagnostic Procedures | 461 | 353 | 3,187,913.30 | 2,569,033.23 | 814 | 5,756,946.53 |
| Psoriasis | 10 | 8 | 138,020.00 | 78,120.90 | 18 | 216,140.90 |
| Orphan Disease | 0 | 0 | 0.00 | 0.00 | 0 | 0.00 |
| Idiopathic Thrombocytopenia | 3 | 0 | 34,928.33 | 0.00 | 3 | 34,928.33 |

| | | | | | | |
|-----------------------------------|---------------|---------------|-----------------------|-----------------------|---------------|-----------------------|
| nic Purpura (ITP) | | | | | | |
| Bone Implant | 21 | 46 | 605,000.00 | 1,640,000.00 | 67 | 2,245,000.00 |
| Immunocompromised Diseases (IVIg) | 0 | 2 | 0.00 | 30,000.00 | 2 | 30,000.00 |
| Cochlear Implant | 3 | 5 | 28,000.00 | 161,700.00 | 8 | 189,700.00 |
| Total | 24,647 | 25,128 | 155,565,770.60 | 150,747,347.49 | 49,775 | 306,313,118.09 |

Table 6: Summary of MAP Assistance for the 2nd Quarter of CY 2022 (Figures subject to recap/adjustments)

ii. Medical Access in Malasakit Centers (MAM) Program

In 2019, President Rodrigo Roa Duterte signed Republic Act No. 11463 or the Malasakit Center Act which seeks to establish Malasakit Centers in hospitals run by the Department of Health nationwide. These centers serve as a one stop-shop for indigent and financially incapacitated people seeking financial and medical assistance. These facilities are established to provide Filipinos with convenient, free, accessible and efficient medical services.

There are **129** Malasakit Centers with PCSO desks nationwide as of June 30, 2022 (*Annex B*). The PCSO assisted 10,524 beneficiaries in Malasakit Centers in the second quarter of CY 2022, totaling to P152.92 million worth of assistance (*Table 7*).

| Nature of Requests | No. of Requests | | Amount of Assistance | | Total | |
|---|-----------------|--------------|----------------------|----------------------|-----------------|-----------------------|
| | F | M | F | M | No. of Requests | Amount of Assistance |
| Confinement | 2,316 | 2,823 | 45,390,354 | 57,577,871 | 5,139 | 102,968,226 |
| Chemo Drugs | 1,223 | 500 | 14,898,403 | 7,424,648 | 1,723 | 22,323,051 |
| Dialysis (Treatment) | - | 2 | - | 9,120 | 2 | 9,120 |
| Dialysis (Epo) | 659 | 849 | 2,715,903 | 3,674,644 | 1,508 | 6,390,547 |
| Radiation Therapy | 69 | 29 | 562,867 | 318,652 | 98 | 881,519 |
| Hemophilia Medicines | - | 20 | - | 368,700 | 20 | 368,700 |
| Post-Transplant/Operative Meds | 54 | 51 | 801,200 | 718,100 | 105 | 1,519,300 |
| Anti-Lupus | 5 | 2 | 63,300 | 11,800 | 7 | 75,100 |
| Neuro-Psychiatric Medicines | 1 | - | 5,000 | - | 1 | 5,000 |
| Bone Implant | 75 | 146 | 2,794,200 | 5,158,958 | 221 | 7,953,158 |
| Laboratory/Diagnostic Procedures | 995 | 679 | 5,716,930 | 4,029,586 | 1,674 | 9,746,515 |
| Idiopathic Thrombocytopenic Purpura (ITP) | 9 | - | 172,600 | - | 9 | 172,600 |
| PCI Device | 2 | 3 | 30,000 | 150,000 | 5 | 180,000 |
| Psoriasis | 7 | - | 140,000 | - | 7 | 140,000 |
| Pacemaker | 1 | - | 50,000 | - | 1 | 50,000 |
| Cochlear Implant | - | 2 | - | 100,000 | 2 | 100,000 |
| Thalassemia | 2 | - | 40,000 | - | 2 | 40,000 |
| Total | 5,418 | 5,106 | 73,380,756.91 | 79,542,078.98 | 10,524 | 152,922,835.89 |

Table 7: Summary of MAM Program Assistance for the 2nd Quarter of CY 2022 (Figures subject to recap/adjustments)

In total, 60,299 beneficiaries were assisted by the Medical Access Program through PCSO offices and Malasakit Centers in the second quarter of CY 2022, totaling P459.24 million in assistance (*Table 8*).

| Nature of Requests | No. of Requests | | Amount of Assistance | | Total | |
|---|-----------------|---------------|-----------------------|-----------------------|-----------------|-----------------------|
| | F | M | F | M | No. of Requests | Amount of Assistance |
| Confinement | 13,621 | 14,528 | 128,793,099 | 145,653,402 | 28,149 | 274,446,500 |
| Chemo Drugs | 4,279 | 1,582 | 41,938,405 | 17,685,017 | 5,861 | 59,623,422 |
| Dialysis (Treatment) | 1 | 5 | 9,450 | 35,120 | 6 | 44,570 |
| Dialysis (Epo) | 10,113 | 12,570 | 40,014,804 | 49,189,655 | 22,683 | 89,204,459 |
| Radiation Therapy | 258 | 81 | 2,779,311 | 879,297 | 339 | 3,658,608 |
| Hemophilia Medicines | 2 | 49 | 22,000 | 737,650 | 51 | 759,650 |
| Post-Transplant/Operative Meds | 125 | 160 | 1,718,714 | 2,051,968 | 285 | 3,770,682 |
| RHEUMATOID ARTHRITIS | 27 | 6 | 377,754 | 71,110 | 33 | 448,865 |
| ANTI-LUPUS | 37 | 3 | 298,185 | 35,413 | 40 | 333,598 |
| THALASSEMIA | 76 | 149 | 2,801,108 | 5,177,359 | 225 | 7,978,466 |
| NEURO-PSYCHIATRIC MEDICINES | 1,007 | 682 | 5,767,236 | 4,044,581 | 1,689 | 9,811,817 |
| Laboratory/Diagnostic Procedures | 470 | 353 | 3,360,513 | 2,569,033 | 823 | 5,929,547 |
| Psoriasis | 10 | 8 | 138,020 | 78,121 | 18 | 216,141 |
| Orphan Disease | 2 | 3 | 30,000 | 150,000 | 5 | 180,000 |
| Idiopathic Thrombocytopenic Purpura (ITP) | 10 | 0 | 174,928 | 0 | 10 | 174,928 |
| BONE IMPLANT | 22 | 46 | 655,000 | 1,640,000 | 68 | 2,295,000 |
| Immunocompromised Diseases (IVIg) | 0 | 4 | 0 | 130,000 | 4 | 130,000 |
| PCI Device | 5 | 5 | 68,000 | 161,700 | 10 | 229,700 |
| Total | 30,065 | 30,234 | 228,946,527.51 | 230,289,426.47 | 60,299 | 459,235,953.98 |

Table 8: MAP Assistance in PCSO Offices and Malasakit Centers for the 2nd Quarter of CY 2022 (Figures subject to recap/adjustments)

b. Medical Transport Vehicle Donation Program

The Medical Transport Vehicle Donation Program (MTVDP) provides Patient Transport Vehicles (PTV) to provinces, municipalities, and cities located in conflict-stricken or vulnerable communities, as well as geographically isolated and disadvantaged areas. These PTVs are used to quickly and safely transport patients requiring immediate medical treatment to, from, and between medical facilities.

In the second quarter of CY 2022, PCSO donated 69 PTVs totaling P137.24 million to various LGUs nationwide (*Annex C*).

c. Medical Equipment Donation Program

On April 25, 2022, PCSO provided P3.28 million to the Agusan Del Norte Provincial Hospital in Region XIII for the purchase of one (1) unit of Mobile Digital X-ray Machine. During the same period last year, PCSO also provided P29.995 million to the same hospital for the purchase of one (1) unit of 16 slice Computed Tomography Scanning (CT) machine. The abovementioned provision was accrued from 2018 budget.

d. Institutional Partnership Program

PCSO's Institutional Partnership Program (IPP) assists and supports various welfare agencies and charitable medical facilities nationwide by augmenting their resources to further extend charity services to poor and marginalized sectors in local communities.

In the second quarter of CY 2022, PCSO assisted 14 institutions with a total amount P4.2million under this program (*Table 9*).

| No. | Partner Agency | Amount Of Assistance |
|--------------------------|---|----------------------|
| 1 | Simon Of Cyrene Community Rehabilitation And Development Foundation, Inc.** | 300,000.00 |
| 2 | Aloha House, Inc.** | 300,000.00 |
| 3 | Sisters Servants Of The Visitation Foundation Inc. | 300,000.00 |
| 4 | Child And Youth Crises Center | 300,000.00 |
| 5 | Fr. Simpliciano Children's Home, Inc. | 300,000.00 |
| 6 | St. Maria De Mattias Center, Inc. | 300,000.00 |
| Sub-total (April) | 6 | 1,800,000.00 |
| 7 | JLO Big Heart Foundation, Inc. | 300,000.00 |
| 8 | Barangay Holy Spirit | 300,000.00 |
| 9 | SOS Children's Village Tacloban, Inc. | 300,000.00 |
| 10 | Home For The Children And Adolescents | 300,000.00 |
| Sub-total (May) | 4 | 1,200,000.00 |
| 11 | Philippine Red Cross | 300,000.00 |
| 12 | Acay Missions Philippines Inc. | 300,000.00 |
| 13 | Children's Joy Foundation Inc. | 300,000.00 |
| 14 | "St. Vincent De Paul" Shelter For Girls, Inc. | 300,000.00 |
| Sub-total (June) | 4 | 1,200,000.00 |
| Grand Total | 14 | 4,200,000.00 |

Table 9: Institutional Partnership Program for the 2nd Quarter of CY 2022

2. Medical Services Programs

a. Medicine Donation Program

The Medicine Donation Program aims to support government and non-government organizations with their advocacy on providing efficient and

effective medical and healthcare services through provision of basic medicines and supplies.

From April to June 2022, the agency donated P2.7 million worth of medicines to 188 LGUs and health/government facilities (*Annex D*).

3. Compliance with Mandatory Contributions

a. Universal Health Care Program

Republic Act No. 11223, also known as the Universal Health Care Act (UHC), seeks to (a) progressively realize universal health care in the country through a systemic approach and clear delineation of roles of key agencies and stakeholders toward better performance in the health system; and (b) ensure that all Filipinos are guaranteed equitable access to quality and affordable health care, goods and services, and protected against financial risk.

The UHC mandates PCSO to remit 40% of its Charity Fund, net of documentary stamp tax payments and mandatory contributions, except for the first two years when PCSO is required to remit 50% of the 40% UHC fund pool to liquidate its IMAP/ ASAP obligations.

From January to June 2022, the Agency's allocation to the UHC fund pool totaled P837,982,470.98.

b. Assistance to Government Institutions

PCSO released a total of P58.63 million, in the second quarter of CY 2022, to various institutions, in compliance with various laws and issuances.

| Period | Legal Basis | Beneficiary | Amount Released |
|--------------|-------------------|---------------------------------------|-----------------------|
| April | RA 7722 | Commission on Higher Education (CHED) | 20,369,777.40 |
| May | RA 11364/ RA11 | Cooperative Development Authority | 79,080.58 |
| | RA 7722 | Commission on Higher Education (CHED) | 16,708,672.60 |
| June | RA 7722 | Commission on Higher Education (CHED) | 21,210,565.70 |
| | RA 620 | Girl Scouts of the Philippines | 92,968.34 |
| | RA 6847 | Philippine Sports Commission (PSC) | 90,557.89 |
| | RA 11364/ RA11 | Cooperative Development Authority | 80,400.01 |
| Total | | | P58,632,022.52 |

Table 10: Mandatory Contributions Released in the 2nd Quarter of CY 2022

c. Lotto Shares

As mandated by Executive Order No. 357, PCSO released P180.9 million, from January to June 2022, to Local Government Units (LGU) representing 5% share in the Lotto Charity Fund.

d. Small Town Lottery (STL) Shares

Under the STL Revised Implementing Rules and Regulations, partner agencies like the Philippine National Police (PNP), National Bureau of Investigation (NBI), and the Local Government Units (LGUs) received a total of P31.478 million as STL shares from PCSO, from January to June 2022.

| Agency | STL Shares |
|----------------------------------|-----------------------|
| Philippine National Police | 40,241,131.08 |
| National Bureau of Investigation | 16,031,674.31 |
| Local Government Units | 264,587,409.37 |
| Total | 320,860,214.76 |

Table 11: STL Shares per Recipient as of YTD June 2022

IV. Other Significant Accomplishments

A. Livelihood Generation for Lotto Agents

As of June 30, 2022, PCSO has 7,786 Lotto agents nationwide, which is 5.95% more than the number of agents during the same period in 2021.

| Area | Lotto | | | |
|--------------|-----------------|-----------------|----------------------|----------------------|
| | As of June 2021 | As of June 2022 | Increase/ (Decrease) | % Increase/ Decrease |
| NCR | 1,658 | 1,812 | 154 | 9.29% |
| NCL | 1,169 | 1,252 | 83 | 7.10% |
| STBR | 1,482 | 1,777 | 295 | 19.91% |
| Visayas | 1,900 | 1,863 | (37) | -1.95% |
| Mindanao | 1,140 | 1,082 | (58) | -5.09% |
| Total | 7,349 | 7,786 | 437 | 5.95% |

Table 12: Comparing number of Lotto Agents between YTD June 2021 vs. YTD June 2022

B. STL Authorized Agent Corporations

As of June 30, 2022, there are 90 operational STL Authorized Agent Corporations (AAC) nationwide. These STL AACs provided jobs for 236,473 sales representatives or *cobradores* and 17,603 sales supervisors or *caboos*.

| Area | Sales Representative (Cobradores) | | | | Sales Supervisor (Caboos) | | | |
|--------------|-----------------------------------|-----------------|---------------|---------------|---------------------------|-----------------|--------------|---------------|
| | As of June 2021 | As of June 2022 | Inc/ (Dec) | % Inc/(Dec) | As of June 2021 | As of June 2022 | Inc/ (Dec) | % Inc/(Dec) |
| NCR | 400 | 2,168 | 1,768 | 442.00% | 60 | 175 | 115 | 191.67% |
| NCL | 101,505 | 103,875 | 2,370 | 2.33% | 7,126 | 7,206 | 80 | 1.12% |
| STBR | 53,489 | 67,999 | 14,510 | 27.13% | 5,330 | 6,422 | 1,092 | 20.49% |
| VIS | 30,167 | 47,226 | 17,059 | 56.55% | 854 | 1,349 | 495 | 57.96% |
| MIN | 11,716 | 15,205 | 3,489 | 29.78% | 2,161 | 2,451 | 290 | 13.42% |
| Total | 197,277 | 236,473 | 39,196 | 19.87% | 15,531 | 17,603 | 2,072 | 13.34% |

Table 13: STL Job Generation as of June 30, 2022

C. Corporate Social Responsibility Initiatives

The thrust of PCSO's Corporate Social Responsibility (CSR) initiatives for 2022 is to provide food/ relief packs, emergency kits, and hygiene kits to indigents, marginalized communities, and victims of calamities.

PCSO released P1,321,332.00 for CSR activities in the second quarter of CY 2022, which provided medical equipment for the 4th District of Nueva Ecija and hygiene kits for the Matungao Elementary School.

D. Conduct of Charity Summit

On April 28-29, 2022, PCSO conducted a charity conference at the Royce Hotel and Casino in Clark, Pampanga. With the theme "Connecting - #LarongMayPuso: 2022 2nd Charity Summit," the summit strengthened the partnership between PCSO and its charity stakeholders.

During the summit, PCSO turned-over checks to the Commission on Higher Education (CHED), Philippine Sports Commission (PSA), Dangerous Drugs Board (DDB), National Bureau of Investigation (NBI), Philippine National Police (PNP) and St. Maria de Mattias Inc., representing mandatory contributions, STL Shares and financial assistance, respectively, with a total amount of P12 million.

E. Conduct of Online Lotto Agent Orientation

The PCSO held an online Lotto Agent Recruitment Seminar called "Kumita para sa Pamilya at sa Kawanggawa" via Microsoft Teams on July 5, 2022. The seminar discussed the requirements as well as the benefits of becoming a PCSO Lotto agent to entice potential applicants. A total of 42 attendees participated in the event.

F. Training, Seminar, Workshop, and Forum Conducted

The PCSO conducted five (5) trainings for 209 PCSO employees (111 males and 98 females) for the second quarter of CY2022.

| Month | No. of Trainings | No. of Participants | | Total No. of Participants |
|--------------|------------------|---------------------|-----------|---------------------------|
| | | Male | Female | |
| April | 1 | 17 | 16 | 33 |
| May | 1 | 17 | 16 | 33 |
| June | 3 | 77 | 66 | 143 |
| Total | 5 | 111 | 98 | 209 |

Table 14: Trainings Conducted in the 2nd Quarter of CY 2022

V. Contribution to Nation-Building

A. Tax Remittances

PCSO contributes to nation-building by diligently paying its taxes to the Bureau of Internal Revenue (BIR).

The Agency paid the BIR a total of P3.82 billion from April to June 2022. The Documentary Stamp Tax accounts for 71% of all taxes paid, totaling P2.71 billion. The table below breaks down the taxes paid in the second quarter of CY 2022.

| Type of Tax or Payment | Amount Paid | % Share |
|---|-------------------------|-----------------|
| Final Income Tax – 20% winnings | 157,456,510.61 | 4.125% |
| Creditable Income Taxes Withheld (Expanded) | 229,896,611.60 | 6.023% |
| Value Added Tax and Other Percentage Withheld | 124,821,620.93 | 3.270% |
| Documentary Stamp Tax | 2,711,796,110.20 | 71.049% |
| Taxes Withheld on Compensation | 50,898,636.50 | 1.334% |
| Corporate Income Tax | 541,918,116.00 | 14.198% |
| Prizes above P10,000.00 | 34,750.00 | 0.001% |
| Total | 3,816,822,355.84 | 100.000% |

Table 15: Taxes Paid for the 2nd Quarter of CY 2022

VI. Customer Feedback Mechanisms

To be accessible and responsive to its customers, PCSO employs a variety of methods to generate and act on external feedback, such as inquiries, complaints, suggestions, as well as commendations/ compliments made to PCSO.

These methods and mechanisms include the Office of the President's 8888 hotline system, the online feedback, and the official PCSO social media accounts.

A. 8888 Hotline

The PCSO achieved a 100% resolution rate for calls in the 8888-hotline service in the second quarter of CY 2022, answering and resolving 910 out of 910 concerns/complaints received.

| Month | Requests/ concerns/ complaints Received | Requests/ concerns/ complaints Closed |
|--------------|---|---------------------------------------|
| April | 283 | 283 |
| May | 275 | 275 |
| June | 352 | 352 |
| Total | 910 | 910 |

Table 16: Summary of 8888 Hotline for the 2nd Quarter of CY 2022

B. Online Feedback

PCSO responded to 100% of online feedbacks received from April to June 2022, as summarized below.

| Month | Received | Replied | Referred to and replied by concerned units |
|--------------|------------|------------|--|
| April | 132 | 130 | 2 |
| May | 102 | 94 | 8 |
| June | 107 | 107 | 0 |
| Total | 341 | 331 | 10 |

Table 17: Online Feedback for the 2nd Quarter of CY 2022

C. PCSO Social Media Accounts

PCSO's official social media accounts serve also as portals and communication channels with the Agency's customers. Figure 9 below shows the Agency's Facebook presence via the official PCSO page and the PCSO Games Hub.



Figure 9: Official PCSO Facebook Page and PCSO Games Hub Facebook Page

Annex A. Monthly Retail Receipts of PCSO Games, 2nd Quarter, 2022

| PCSO GAME | APRIL | MAY | JUNE | 2nd Quarter |
|-------------------------|-------------------------|-------------------------|-------------------------|--------------------------|
| LOTTO | | | | |
| Lotto 6/42 | 187,819,520.00 | 221,789,180.00 | 204,160,740.00 | 613,769,440.00 |
| Mega Lotto 6/45 | 193,537,860.00 | 224,191,640.00 | 319,273,600.00 | 737,003,100.00 |
| Super Lotto 6/49 | 160,125,440.00 | 221,740,360.00 | 263,203,160.00 | 645,068,960.00 |
| Grand Lotto 6/55 | 212,454,760.00 | 339,454,580.00 | 701,057,620.00 | 1,252,966,960.00 |
| Ultra Lotto 6/58 | 188,400,440.00 | 252,576,900.00 | 206,997,120.00 | 647,974,460.00 |
| Sub-Total | 942,338,020.00 | 1,259,752,660.00 | 1,694,692,240.00 | 3,896,782,920.00 |
| DIGIT GAMES | | | | |
| 2D Lotto | 378,921,070.00 | 443,484,890.00 | 456,860,560.00 | 1,279,266,520.00 |
| 3D Lotto | 281,767,700.00 | 356,866,830.00 | 359,708,550.00 | 998,343,080.00 |
| 4D Lotto | 31,877,900.00 | 33,939,430.00 | 35,751,920.00 | 101,569,250.00 |
| 6D Lotto | 22,213,640.00 | 26,800,210.00 | 26,090,820.00 | 75,104,670.00 |
| Sub-Total | 714,780,310.00 | 861,091,360.00 | 878,411,850.00 | 2,454,283,520.00 |
| LOTTO | 1,657,118,330.00 | 2,120,844,020.00 | 2,573,104,090.00 | 6,351,066,440.00 |
| SMALL TOWN LOTTERY | 2,093,765,866.00 | 2,401,456,027.50 | 2,448,730,735.50 | 6,943,952,629.00 |
| INSTANT SWEEPSTAKES | 83,333,334.00 | 83,333,334.00 | 83,333,334.00 | 250,000,002.00 |
| TRADITIONAL SWEEPSTAKES | - | - | - | - |
| GRAND TOTAL | 3,834,217,530.00 | 4,605,633,381.50 | 5,105,168,159.50 | 13,545,019,071.00 |

Annex B. Malasakit Centers with PCSO Budget Allocation as of 30 June 2022

| NO. | MALASAKIT CENTERS | BRANCHES | CATEGORY |
|------------|--|-----------------|-----------------|
| 1 | Amang Rodriguez Memorial Medical Center | NCR | DOH |
| 2 | Dr. Jose Fabella Memorial Hospital | NCR | DOH |
| 3 | Dr. Jose N. Rodriguez Memorial Hospital | NCR | DOH |
| 4 | East Avenue Medical Center | NCR | DOH |
| 5 | Jose Reyes Memorial Medical Center | NCR | DOH |
| 6 | Las Piñas Hospital And Satellite Trauma Center | NCR | DOH |
| 7 | Lung Center Of The Philippines | NCR | DOH |
| 8 | National Center For Mental Health | NCR | DOH |
| 9 | National Children's Hospital | NCR | DOH |
| 10 | National Kidney And Transplant Institute | NCR | DOH |
| 11 | Navotas City Hospital | NCR | LGU |
| 12 | Novaliches District Hospital | NCR | LGU |
| 13 | Ospital Ng Malabon | NCR | LGU |
| 14 | Ospital Ng Paranaque | NCR | LGU |
| 15 | Pasay City General Hospital | NCR | LGU |
| 16 | Philippine Children's Medical Center | NCR | DOH |
| 17 | Philippine General Hospital | NCR | DOH |
| 18 | Philippine Heart Center | NCR | DOH |
| 19 | Philippine National Police General Hospital | NCR | OGH |
| 20 | Philippine Orthopedic Center | NCR | DOH |
| 21 | Quirino Memorial Medical Center | NCR | DOH |
| 22 | Research Institute For Tropical Medicine | NCR | DOH |
| 23 | Rizal Medical Center | NCR | DOH |
| 24 | San Juan Medical Center | NCR | LGU |

| | | | |
|----|---|-------------------|-----|
| 25 | San Lazaro Hospital | NCR | DOH |
| 26 | San Lorenzo Ruiz Women's Hospital | NCR | DOH |
| 27 | Taguig -Pateros District Hospital | NCR | LGU |
| 28 | Tondo Medical Center | NCR | DOH |
| 29 | Valenzuela City Emergency Hospital | NCR | LGU |
| 30 | Valenzuela Medical Center | NCR | DOH |
| 31 | Veterans Memorial Medical Center | NCR | OGH |
| 32 | Conner District Hospital | Apayao | DOH |
| 33 | Far North Luzon General Hospital And Training Center | Apayao | DOH |
| 34 | Aurora Memorial Hospital | Aurora | LGU |
| 35 | Bataan General Hospital And Medical Center | Bataan | DOH |
| 36 | Mariveles Mental Wellness And General Hospital | Bataan | DOH |
| 37 | Baguio General Hospital And Medical Center | Benguet | DOH |
| 38 | Benguet General Hospital | Benguet | LGU |
| 39 | Bulacan Medical Center | Bulacan | LGU |
| 40 | Rogaciano M. Mercado Memorial Hospital | Bulacan | LGU |
| 41 | Cagayan Valley Medical Center | Cagayan | DOH |
| 42 | Mariano Marcos Memorial Hospital And Medical Center | Ilocos Norte | DOH |
| 43 | Ilocos Sur Provincial Hospital | Ilocos Sur | LGU |
| 44 | Batanes General Hospital | Isabela | DOH |
| 45 | Gov. Faustino Dy Memorial Hospital | Isabela | LGU |
| 46 | Southern Isabela Medical Center/Southern Isabela General Hospital | Isabela | DOH |
| 47 | Ilocos Training And Regional Medical Center | La Union | DOH |
| 48 | Luis Hora Memorial Regional Hospital | Mountain Province | DOH |
| 49 | Dr. Paulino Garcia Memorial Research And Medical Center | Nueva Ecija | DOH |
| 50 | Eduardo L. Joson Memorial Hospital | Nueva Ecija | LGU |
| 51 | Talavera General Hospital | Nueva Ecija | DOH |

| | | | |
|----|--|--------------------|-----|
| 52 | Region II Trauma And Medical Center(Formerly Veterans Regional Hospital) | Nueva Vizcaya | DOH |
| 53 | Jose B. Lingad Memorial Regional Hospital | Pampanga | DOH |
| 54 | Region I Medical Center | Pangasinan | DOH |
| 55 | Tarlac Provincial Hospital | Tarlac | LGU |
| 56 | President Ramon Magsaysay Memorial Hospital | Zambales | LGU |
| 57 | Bicol Regional Training & Teaching Hospital | Albay | DOH |
| 58 | Batangas Medical Center | Batangas | DOH |
| 59 | Batangas Provincial Hospital | Batangas | LGU |
| 60 | Bicol Medical Center | Camarines Sur | DOH |
| 61 | Bicol Region General Hospital And Geriatric Medical Center (Formerly Bicol Sanitarium) | Camarines Sur | DOH |
| 62 | Gen. Emilio Aguinaldo Memorial Hospital | Cavite | LGU |
| 63 | Southern Tagalog Regional Hospital (Formerly Bacoor District Hospital) | Cavite | DOH |
| 64 | Laguna Medical Center | Laguna | LGU |
| 65 | Occidental Mindoro Provincial Hospital | Occidental Mindoro | LGU |
| 66 | Oriental Mindoro Provincial Hospital | Oriental Mindoro | LGU |
| 67 | Culion Sanitarium And General Hospital | Palawan | DOH |
| 68 | Ospital Ng Palawan | Palawan | DOH |
| 69 | Quezon Medical Center | Quezon | LGU |
| 70 | Antipolo City Hospital System Annex 4 - Mambungan | Rizal | LGU |
| 71 | Cainta Municipal Hospital | Rizal | LGU |
| 72 | Margarito Duavit Memorial Hospital | Rizal | LGU |
| 73 | Romblon Provincial Hospital | Romblon | LGU |
| 74 | Dr. Fernando B. Duran, Sr. Memorial Hospital | Sorsogon | LGU |
| 75 | Dr. Rafael S. Tumbokon Memorial Hospital | Aklan | LGU |
| 76 | Angel Salazar Memorial General Hospital | Antique | LGU |
| 77 | Biliran Provincial Hospital | Biliran | LGU |

| | | | |
|-----|--|-------------------|-----|
| 78 | Don Emilio Del Valle Memorial Hospital | Bohol | DOH |
| 79 | Gov. Celestino Gallares Memorial Hospital | Bohol | DOH |
| 80 | Roxas Memorial Provincial Hospital | Capiz | LGU |
| 81 | Cebu City Medical Center | Cebu | LGU |
| 82 | Eversley Child Sanitarium | Cebu | DOH |
| 83 | Lapu Lapu City Hospital | Cebu | LGU |
| 84 | St. Anthony Mother And Child Hospital | Cebu | DOH |
| 85 | Talisay District Hospital/Cebu South Medical Center | Cebu | DOH |
| 86 | Vicente Sotto Memorial Medical Center | Cebu | DOH |
| 87 | Eastern Samar Provincial Hospital | Eastern Samar | LGU |
| 88 | Dr. Catalino Gallego Nava Provincial Hospital | Guimaras | LGU |
| 89 | Don Jose Monfort Medical Center Extension Hospital | Iloilo | DOH |
| 90 | Western Visayas Medical Center | Iloilo | DOH |
| 91 | Western Visayas Sanitarium | Iloilo | DOH |
| 92 | Eastern Visayas Regional Medical Center | Leyte | DOH |
| 93 | Ormoc District Hospital | Leyte | LGU |
| 94 | Schistosomiasis Control And Research Hospital | Leyte | DOH |
| 95 | Corazon Locsin-Montelibano Memorial Regional Hospital | Negros Occidental | DOH |
| 96 | Negros Oriental Provincial Hospital | Negros Oriental | LGU |
| 97 | Northern Samar Provincial Hospital | Northern Samar | LGU |
| 98 | Siquijor Provincial Hospital | Siquijor | LGU |
| 99 | Salvacion Oppus Yniguez Memorial Provincial Hospital | Southern Leyte | LGU |
| 100 | Samar Provincial Hospital | Western Samar | LGU |
| 101 | Butuan Medical Center | Agusan Del Norte | LGU |
| 102 | Davao Regional And Medical Center | Davao Del Norte | DOH |
| 103 | Davao De Oro Provincial Hospital Formerly Compostela Valley Provincial Hospital (4 Locations - Montevista, Maragusan, Laak And Pantukan) | Davao Del Sur | LGU |
| 104 | Davao Del Sur Provincial Hospital | Davao Del Sur | LGU |

| | | | |
|-----|--|---------------------|-----|
| 105 | Southern Phils. Medical Center (Pagkalinga Sa Bayan) | Davao Del Sur | DOH |
| 106 | Davao Oriental Provincial Medical Center | Davao Oriental | LGU |
| 107 | Gregorio T. Lluch Memorial Hospital | Lanao Del Norte | LGU |
| 108 | Kapatagan Provincial Hospital | Lanao Del Norte | LGU |
| 109 | Mayor Hilarion Ramiro Sr. Reg'l Training & Teaching Hospital | Misamis Occidental | DOH |
| 110 | Amai Pakpak Medical Center | Misamis Oriental | DOH |
| 111 | Jr Borja Medical Center | Misamis Oriental | LGU |
| 112 | Northern Mindanao Medical Center | Misamis Oriental | DOH |
| 113 | Cotabato Regional And Medical Center | South Cotabato | DOH |
| 114 | Cotobato Sanitarium | South Cotabato | DOH |
| 115 | Dr. Jorge P. Royeca Hospital | South Cotabato | LGU |
| 116 | Maguindanao Provincial Hospital | South Cotabato | LGU |
| 117 | South Cotabato Provincial Hospital | South Cotabato | LGU |
| 118 | Sultan Kudarat Provincial Hospital | Sultan Kudarat | LGU |
| 119 | Caraga Regional Hospital | Surigao Del Norte | DOH |
| 120 | Adela Serra Ty Memorial Medical Center | Surigao Del Sur | DOH |
| 121 | Dr. Jose Rizal Memorial Hospital | Zamboanga Del Norte | DOH |
| 122 | Zanorte Medical Center (Zamboanga Del Norte Med. City) | Zamboanga Del Norte | LGU |
| 123 | Basilan General Hospital | Zamboanga Del Sur | DOH |
| 124 | Datu Halun Sakilan Memorial Hospital | Zamboanga Del Sur | LGU |
| 125 | Labuan Public Hospital | Zamboanga Del Sur | DOH |
| 126 | Margosatubig Regional Hospital | Zamboanga Del Sur | DOH |
| 127 | Mindanao Central Sanitarium | Zamboanga Del Sur | DOH |
| 128 | Sulu Sanitarium | Zamboanga Del Sur | DOH |
| 129 | Zamboanga City Medical Center | Zamboanga Del Sur | DOH |
| 130 | Zamboanga Del Sur Provincial Hospital (Medical Center) | Zamboanga Del Sur | LGU |

Annex C. Medical Transport Vehicle Donation Program Recipients, 2nd Quarter, 2022

| No. | Region | Province | City/ Municipality | Recipient | Amount of Assistance |
|-----|---------------|-------------------|--------------------|--|----------------------|
| 1 | II | Cagayan | Allacapan | LGU | 1,989,000.00 |
| 2 | II | Cagayan | Amulung | LGU | 1,989,000.00 |
| 3 | II | Cagayan | Aparri | LGU | 1,989,000.00 |
| 4 | II | Cagayan | Buguey | LGU | 1,989,000.00 |
| 5 | II | Cagayan | Enrile | LGU | 1,989,000.00 |
| 6 | II | Cagayan | Gattaran | LGU | 1,989,000.00 |
| 7 | II | Cagayan | Piat | LGU | 1,989,000.00 |
| 8 | II | Cagayan | Rizal | LGU | 1,989,000.00 |
| 9 | II | Cagayan | Sanchez-Mira | LGU | 1,989,000.00 |
| 10 | II | Cagayan | Sto. Nino | LGU | 1,989,000.00 |
| 11 | II | Isabela | Maconacon | LGU | 1,989,000.00 |
| 12 | IV-B | Palawan | Rizal | LGU | 1,989,000.00 |
| 13 | IX | Zamboanga del Sur | Guipos | LGU | 1,989,000.00 |
| | Total - April | | | | 25,857,000.00 |
| 1 | III | Pampanga | San Fernando | Overseas Filipino Workers (OFW) Hospital | 1,989,000.00 |
| 2 | IV-A | Laguna | Pagsanjan | LGU | 1,989,000.00 |
| 3 | IV-B | Palawan | Linapacan | LGU | 1,989,000.00 |
| 4 | V | Catanduanes | San Miguel | LGU | 1,989,000.00 |
| 5 | V | Masbate | Pio V. Corpuz | LGU | 1,989,000.00 |
| 6 | VI | Antique | Libertad | LGU | 1,989,000.00 |
| 7 | VIII | Eastern Samar | Balangiga | LGU | 1,989,000.00 |
| 8 | VIII | Southern Leyte | Liloan | LGU | 1,989,000.00 |
| 9 | VIII | Eastern Samar | Llorente | LGU | 1,989,000.00 |
| 10 | VIII | Southern Leyte | Hinundayan | LGU | 1,989,000.00 |

| | | | | | |
|----|-------------|-----------------|-------------------|--------------------------------------|---------------|
| 11 | XI | Davao del Norte | Panabo | Davao Prison and Penal Farm | 1,989,000.00 |
| | Total - May | | | | 21,879,000.00 |
| 1 | I | Ilocos Sur | Sugpon | LGU | 1,989,000.00 |
| 2 | I | La Union | Bagulin | LGU | 1,989,000.00 |
| 3 | II | Cagayan | Abulug | LGU | 1,989,000.00 |
| 4 | II | Cagayan | Lallo | LGU | 1,989,000.00 |
| 5 | II | Cagayan | Penablanca | LGU | 1,989,000.00 |
| 6 | II | Cagayan | Tuao | LGU | 1,989,000.00 |
| 7 | II | Cagayan | Tuguegarao | Cagayan Provincial Health Office | 1,989,000.00 |
| 8 | II | Nueva Vizcaya | Aritao | LGU | 1,989,000.00 |
| 9 | II | Nueva Vizcaya | Sta. Fe | LGU | 1,989,000.00 |
| 10 | III | Bataan | Pilar | LGU | 1,989,000.00 |
| 11 | III | Nueva Ecija | San Antonio | LGU | 1,989,000.00 |
| 12 | III | Nueva Ecija | San Leonardo | LGU | 1,989,000.00 |
| 13 | III | Pampanga | San Fernando City | Pampanga Provincial Health Office | 1,989,000.00 |
| 14 | III | Pampanga | Guagua | Diosdado Macapagal Memorial Hospital | 1,989,000.00 |
| 15 | III | Pampanga | Lubao | Escolastica Romero District Hospital | 1,989,000.00 |
| 16 | III | Zambales | San Marcelino | San Marcelino District Hospital | 1,989,000.00 |
| 17 | IV-A | Laguna | Sta. Cruz | LGU | 1,989,000.00 |
| 18 | IV-A | Quezon | Pitogo | LGU | 1,989,000.00 |
| 19 | IV-A | Quezon | San Antonio | LGU | 1,989,000.00 |
| 20 | V | Albay | Ligao City | LGU | 1,989,000.00 |
| 21 | V | Albay | Sto. Domingo | LGU | 1,989,000.00 |
| 22 | V | Camarines Sur | Bombon | LGU | 1,989,000.00 |
| 23 | V | Masbate | Claveria | LGU | 1,989,000.00 |

| | | | | | |
|----|--------------|--------------------|----------------|--|----------------|
| 24 | V | Masbate | Placer | LGU | 1,989,000.00 |
| 25 | V | Masbate | San Jacinto | LGU | 1,989,000.00 |
| 26 | VI | Aklan | Malay | LGU | 1,989,000.00 |
| 27 | VI | Aklan | Numancia | LGU | 1,989,000.00 |
| 28 | VI | Capiz | Panitan | LGU | 1,989,000.00 |
| 29 | VI | Capiz | Pontevedra | LGU | 1,989,000.00 |
| 30 | VI | Capiz | Roxas City | LGU | 1,989,000.00 |
| 31 | VI | Iloilo | Anilao | LGU | 1,989,000.00 |
| 32 | VI | Iloilo | Batad | LGU | 1,989,000.00 |
| 33 | VI | Iloilo | Concepcion | LGU | 1,989,000.00 |
| 34 | VI | Iloilo | Dumangas | LGU | 1,989,000.00 |
| 35 | VI | Iloilo | San Enrique | LGU | 1,989,000.00 |
| 36 | VI | Iloilo | San Miguel | LGU | 1,989,000.00 |
| 37 | VIII | Eastern Samar | Balangkayan | LGU | 1,989,000.00 |
| 38 | VIII | Northern Samar | Allen | LGU | 1,989,000.00 |
| 39 | VIII | Southern Leyte | Silago | LGU | 1,989,000.00 |
| 40 | X | Misamis Occidental | Oroquieta City | Misamis Occidental Provincial Hospital | 1,989,000.00 |
| 41 | XI | Davao Occidental | Malita | LGU | 1,989,000.00 |
| 42 | XIII | Agusan del Sur | San Luis | LGU | 1,989,000.00 |
| 43 | BARMM | Sulu | Lugus | LGU | 1,989,000.00 |
| 44 | BARMM | Sulu | Maimbung | LGU | 1,989,000.00 |
| 45 | XIII | Surigao del Norte | Socorro | LGU | 1,989,000.00 |
| | Total - June | | | | 89,505,000.00 |
| | Grand Total | | | | 137,241,000.00 |

Annex D. Medicine Donation Program Recipients, 2nd Quarter, 2022

Medicine Donation Through Main Office (MATMO)

| NO. | REGION | PROVINCE | CITY/ MUNICIPALITY | AMOUNT OF ASSISTANCE (MEDICINES) | BENEFICIARIES |
|-----|------------------------|--------------|-----------------------|--|---|
| 1 | II | Cagayan | Solana | 49,978.00 | Barangay Centro, Solana, Cagayan |
| 2 | NCR | Metro Manila | Pasay | 29,979.00 | Philippine Coast Guard, Coast Guard Aviation Force |
| 3 | NCR | Metro Manila | Sampaloc | 9,995.00 | Most Holy Trinity Parish – Social Service Ministry , Sampaloc Manila |
| 4 | III | Pampanga | Sta. Cruz | 29,988.96 | UNITEAM Multisectoral Alliance Movement, Inc. |
| 5 | III | Nueva Ecija | Llanera | 9,970.00 | ALPHA PHI OMEGA Llanera Alumni Association |
| | Total - April | | 5 | 129,910.96 | |
| 6 | NCR | Metro Manila | | 9,995.00 | Shigi Shigi Riders Club Inc. |
| | Total - May | | 1 | 9,995.00 | |
| 7 | IVA | Batangas | Lipa | 19,972.00 | Alpha Phi Omega Philippines, Inc Lipa Alumni Association 156 |
| 8 | NCR | Metro Manila | Caloocan | 9,970.00 | PCUP Presidential Commission for the Urban Poor for Pangarap High School, Caloocan City |
| | Total - June | | 2 | 29,942.00 | |
| | Grand Total | | 8 | 169,847.96 | |

Medicine Donation thru Branch Offices (MATBO)

| No . | Region | Province | City / Municipality | Amount Of Assistance |
|-------------|---------------|-----------------|----------------------------|-----------------------------|
| 1 | VIII | Leyte | Matag Ob | 10,000.00 |
| 2 | VIII | Leyte | Matag Ob | 10,000.00 |
| 3 | VIII | Leyte | Matag Ob | 10,000.00 |
| 4 | VIII | Leyte | Julita | 10,000.00 |
| 5 | VIII | Leyte | Julita | 10,000.00 |
| 6 | VIII | Leyte | Julita | 10,000.00 |
| 7 | XI | Davao | Davao City | 50,000.00 |
| 8 | CAR | Ifugao | Cordillera | 10,000.00 |
| 9 | IV-A | Laguna | Lumban | 30,000.00 |
| 10 | VIII | Eastern Samar | Maslog | 20,000.00 |
| 11 | II | Cagayan | Baggao | 10,000.00 |
| 12 | II | Cagayan | Lal-Lo | 10,000.00 |
| 13 | VIII | Siquijor | Siquijor | 20,000.00 |
| 14 | VIII | Cebu | Dumanjug | 10,000.00 |
| 15 | V | Albay | Tabaco | 10,000.00 |
| 16 | V | Albay | Tabaco | 10,000.00 |
| 17 | V | Albay | Tabaco | 10,000.00 |
| 18 | V | Albay | Bacacay | 10,000.00 |
| 19 | V | Albay | Bacacay | 10,000.00 |
| 20 | V | Albay | Bacacay | 10,000.00 |
| 21 | V | Albay | Bacacay | 10,000.00 |

| | | | | |
|----|------|---------|----------------|-----------|
| 22 | V | Albay | Bacacay | 10,000.00 |
| 23 | III | Bulacan | Malolos | 30,000.00 |
| 24 | VIII | Samar | Northern Samar | 20,000.00 |
| 25 | VIII | Samar | Northern Samar | 20,000.00 |
| 26 | III | Bulacan | Pandi | 30,000.00 |
| 27 | II | Cagayan | Claveria | 10,000.00 |
| 28 | II | Cagayan | Claveria | 10,000.00 |
| 29 | II | Cagayan | Claveria | 10,000.00 |
| 30 | II | Cagayan | Claveria | 10,000.00 |
| 31 | II | Cagayan | Claveria | 10,000.00 |
| 32 | II | Cagayan | Claveria | 10,000.00 |
| 33 | II | Cagayan | Claveria | 10,000.00 |
| 34 | II | Cagayan | Claveria | 10,000.00 |
| 35 | II | Cagayan | Claveria | 10,000.00 |
| 36 | II | Cagayan | Claveria | 10,000.00 |
| 37 | II | Cagayan | Claveria | 10,000.00 |
| 38 | II | Cagayan | Claveria | 10,000.00 |
| 39 | II | Cagayan | Claveria | 10,000.00 |
| 40 | II | Cagayan | Claveria | 10,000.00 |
| 41 | II | Cagayan | Claveria | 10,000.00 |
| 42 | II | Cagayan | Claveria | 10,000.00 |
| 43 | II | Cagayan | Claveria | 10,000.00 |
| 44 | II | Cagayan | Claveria | 10,000.00 |
| 45 | III | Tarlac | Anao | 20,000.00 |

| | | | | |
|----------------------|-----|---------------|--------------|-------------------|
| 46 | II | Nueva Vizcaya | Bayombong | 10,000.00 |
| 47 | II | Nueva Vizcaya | Bayombong | 10,000.00 |
| 48 | II | Nueva Vizcaya | Bayombong | 10,000.00 |
| 49 | II | Nueva Vizcaya | Bayombong | 10,000.00 |
| 50 | II | Nueva Vizcaya | Bayombong | 10,000.00 |
| 51 | VI | Iloilo | Anilao | 20,000.00 |
| 52 | VI | Iloilo | Calinog | 20,000.00 |
| 53 | VI | Iloilo | San Miguel | 20,000.00 |
| 54 | VI | Iloilo | San Joaquin | 20,000.00 |
| 55 | VI | Iloilo | Duenas | 20,000.00 |
| 56 | VI | Iloilo | Banate | 20,000.00 |
| 57 | VI | Iloilo | Carles | 20,000.00 |
| 58 | VI | Iloilo | New Lucena | 20,000.00 |
| 59 | VI | Iloilo | Zarraga | 20,000.00 |
| 60 | VI | Iloilo | Igbaras | 20,000.00 |
| 61 | VI | Iloilo | Alimodian | 20,000.00 |
| 62 | VI | Iloilo | Batad | 20,000.00 |
| 63 | VI | Iloilo | Dumangcas | 20,000.00 |
| 64 | VI | Iloilo | San Dionisio | 20,000.00 |
| 65 | I | Ilocos Norte | Adams | 20,000.00 |
| Total - April | | | | 950,000.00 |
| 1 | III | Zambales | Masinloc | 20,000.00 |
| 2 | XII | Cotabato | Banisilan | 10,000.00 |
| 3 | XII | Cotabato | Banisilan | 10,000.00 |

| | | | | |
|----|------|--------------------|----------------|-----------|
| 4 | XII | Cotabato | Banislan | 10,000.00 |
| 5 | XII | Cotabato | Arakan | 10,000.00 |
| 6 | XII | Cotabato | Arakan | 10,000.00 |
| 7 | XII | Cotabato | Arakan | 10,000.00 |
| | | | | |
| 8 | XII | Cotabato | Tulunán | 10,000.00 |
| 9 | XII | Cotabato | Tulunán | 10,000.00 |
| 10 | XII | Cotabato | Tulunán | 10,000.00 |
| 11 | VII | Negros Oriental | San Jose | 20,000.00 |
| 12 | VII | Negros Oriental | Pamplona | 20,000.00 |
| 13 | VII | Negros Oriental | Sta. Catalina | 20,000.00 |
| 14 | VIII | Biliran | Biliran | 20,000.00 |
| 15 | IX | Zamboanga Sibugay | Titay | 20,000.00 |
| 16 | III | Bataan | Abucay | 20,000.00 |
| 17 | III | Bataan | Dinalupihan | 20,000.00 |
| 18 | X | Misamis Occidental | Panaon | 10,000.00 |
| 19 | X | Misamis Occidental | Panaon | 10,000.00 |
| 20 | X | Misamis Occidental | Panaon | 10,000.00 |
| 21 | X | Misamis Occidental | Panaon | 10,000.00 |
| 22 | VIII | Northern Samar | San Roque | 20,000.00 |
| 23 | XII | Cotabato | Aleosán | 10,000.00 |
| 24 | XII | Cotabato | Aleosán | 10,000.00 |
| 25 | XII | Cotabato | Aleosán | 10,000.00 |
| 26 | XII | Cotabato | Kidapawan City | 10,000.00 |

| | | | | |
|----|------|----------|----------------|-----------|
| 27 | XII | Cotabato | Kidapawan City | 10,000.00 |
| 28 | XII | Cotabato | Kidapawan City | 10,000.00 |
| 29 | XII | Cotabato | Antipas | 10,000.00 |
| 30 | XII | Cotabato | Antipas | 10,000.00 |
| 31 | XII | Cotabato | Antipas | 10,000.00 |
| 32 | XII | Cotabato | Libungan | 10,000.00 |
| 33 | XII | Cotabato | Libungan | 10,000.00 |
| 34 | XII | Cotabato | Libungan | 10,000.00 |
| 35 | III | Bulacan | Bulakan | 30,000.00 |
| 36 | III | Zambales | Iba | 50,000.00 |
| 37 | VIII | Biliran | Cabugcayan | 20,000.00 |
| 38 | CAR | Ifugao | Asipulo | 10,000.00 |
| 39 | CAR | Ifugao | Asipulo | 10,000.00 |
| 40 | CAR | Ifugao | Asipulo | 10,000.00 |
| 41 | CAR | Ifugao | Hungduan | 10,000.00 |
| 42 | CAR | Ifugao | Hungduan | 10,000.00 |
| 43 | CAR | Ifugao | Hungduan | 10,000.00 |
| 44 | CAR | Ifugao | Hungduan | 10,000.00 |
| 45 | CAR | Ifugao | Hungduan | 10,000.00 |
| 46 | CAR | Ifugao | Hungduan | 10,000.00 |
| 47 | CAR | Ifugao | Mayoyao | 10,000.00 |
| 48 | CAR | Ifugao | Mayoyao | 10,000.00 |
| 49 | CAR | Ifugao | Mayoyao | 10,000.00 |
| 50 | CAR | Ifugao | Mayoyao | 10,000.00 |

| | | | | |
|--------------------|--------|------------------|-------------------|-------------------|
| 51 | CAR | Ifugao | Mayoyao | 10,000.00 |
| 52 | CAR | Ifugao | Mayoyao | 10,000.00 |
| 53 | IV- A | Laguna | Siniloan | 10,000.00 |
| 54 | I | Pangasinan | Urbiztondo | 20,000.00 |
| 55 | I | La Union | Caba | 20,000.00 |
| Total - May | | | | 730,000.00 |
| 1 | IV-A | Quezon | Lopez | 10,000.00 |
| 2 | BARMM | Lanao Del Sur | Ditsain-Ramain | 10,000.00 |
| 3 | III | Pampanga | LGU - Apalit | 20,000.00 |
| 4 | III | Pampanga | LGU - Candaba | 20,000.00 |
| 5 | III | Pampanga | LGU - Macabebe | 20,000.00 |
| 6 | III | Pampanga | LGU - Masantol | 20,000.00 |
| 7 | III | Pampanga | LGU - Minalin | 20,000.00 |
| 8 | III | Pampanga | LGU - San Luis | 20,000.00 |
| 9 | III | Pampanga | LGU - San Simon | 20,000.00 |
| 10 | III | Pampanga | LGU - Santo Tomas | 20,000.00 |
| 11 | IV- B | Marinduque | Sta. Cruz | 50,000.00 |
| 12 | IV - A | Cavite | Imus | 10,000.00 |
| 13 | IV - A | Naga City | San Francisco | 10,000.00 |
| 14 | IV - A | Cavite | Bacoor | 20,000.00 |
| 15 | IV - A | Laguna | Los Baños | 10,000.00 |
| 16 | IV - A | Oriental Mindoro | Naujan | 20,000.00 |
| 17 | IV - A | Palawan | Aborlan | 10,000.00 |
| 18 | IV - A | Palawan | Aborlan | 10,000.00 |

| | | | | |
|----|--------|----------------|--------------|-----------|
| 19 | IV - A | Quezon | Atimonan | 20,000.00 |
| 20 | IV - A | Rizal | Cainta | 20,000.00 |
| 21 | IV - A | Romblon | San Fernando | 20,000.00 |
| 22 | XII | North Cotabato | Matalam | 10,000.00 |
| 23 | XII | North Cotabato | Matalam | 10,000.00 |
| 24 | XII | North Cotabato | Matalam | 10,000.00 |
| 25 | XII | North Cotabato | Kabacan | 10,000.00 |
| 26 | XII | North Cotabato | Kabacan | 10,000.00 |
| 27 | XII | North Cotabato | Kabacan | 10,000.00 |
| 28 | XII | North Cotabato | Makilala | 10,000.00 |
| 29 | XII | North Cotabato | Makilala | 10,000.00 |
| 30 | XII | North Cotabato | Makilala | 10,000.00 |
| 31 | XII | North Cotabato | Magpet | 10,000.00 |
| 32 | XII | North Cotabato | Magpet | 10,000.00 |
| 33 | XII | North Cotabato | Magpet | 10,000.00 |
| 34 | XII | North Cotabato | Alamada | 10,000.00 |
| 35 | XII | North Cotabato | Alamada | 10,000.00 |
| 36 | XII | North Cotabato | Alamada | 10,000.00 |
| 37 | XII | North Cotabato | Pigcawayan | 10,000.00 |
| 38 | XII | North Cotabato | Pigcawayan | 10,000.00 |
| 39 | XII | North Cotabato | Pigcawayan | 10,000.00 |
| 40 | XII | North Cotabato | Midsayap | 10,000.00 |
| 41 | XII | North Cotabato | Midsayap | 10,000.00 |
| 42 | XII | North Cotabato | Midsayap | 10,000.00 |

| | | | | |
|---------------------|--------|--------------------|-------------|---------------------|
| 43 | XII | North Cotabato | Pres. Roxas | 10,000.00 |
| 44 | XII | North Cotabato | Pres. Roxas | 10,000.00 |
| 45 | XII | North Cotabato | Pres. Roxas | 10,000.00 |
| 46 | XII | North Cotabato | M'Lang | 10,000.00 |
| 47 | XII | North Cotabato | M'Lang | 10,000.00 |
| 48 | XII | North Cotabato | M'Lang | 10,000.00 |
| 49 | XII | North Cotabato | Pikit | 10,000.00 |
| 50 | XII | North Cotabato | Pikit | 10,000.00 |
| 51 | XII | North Cotabato | Pikit | 10,000.00 |
| 52 | X | Misamis Occidental | Aloran | 10,000.00 |
| 53 | X | Misamis Occidental | Clarin | 10,000.00 |
| 54 | X | Misamis Occidental | Clarin | 10,000.00 |
| 55 | IV - A | Cavite | Silang | 10,000.00 |
| 56 | XI | Davao City | Davao | 20,000.00 |
| 57 | XIII | Surigao Del Sur | Bislig City | 10,000.00 |
| 58 | X | Lanao Del Norte | Linamon | 20,000.00 |
| 59 | X | Lanao Del Norte | Bacolod | 20,000.00 |
| 60 | X | Lanao Del Norte | Kolambugan | 20,000.00 |
| 61 | X | Lanao Del Norte | Tubod | 20,000.00 |
| 62 | IV- A | Quezon | Pagbilao | 20,000.00 |
| Total - June | | | | 850,000.00 |
| Grand Total | | | 182 | 2,530,000.00 |

Annex E. STL Authorized Agent Corporations (AACs), 2nd Quarter, 2022

| No. | Authorized Agent Corporation | Area of Operations | Expiration Of Contract |
|--|---|---|------------------------|
| National Capital Region Department | | | |
| 1 | Chivalric Inc. | NCR Eastern District | December 17, 2023 |
| 2 | Four Aces Management Group Corp. | Parañaque City | June 30, 2022 |
| 3 | Glowing Fortune Corp., | Malabon City | December 14, 2022 |
| 4 | Glowing Fortune Corp., | Caloocan City | December 14, 2022 |
| 5 | Great Minds Games and Amusement Corp | Muntinlupa City | June 30, 2022 |
| 6 | Lucent Gaming and Entertainment OPC | Quezon City | July 14, 2022 |
| 7 | Trojan Marketing Inc. | Pateros | July 05, 2022 |
| Northern and Central Luzon Department | | | |
| REGION I - ILOCOS REGION | | | |
| 8 | First La Union Leisure Entertainment & Gaming Corporation | La Union | June 09, 2022 |
| 9 | Grand 88 Gaming Corporation | Pangasinan | February 28, 2023 |
| 10 | Lucky Pick Amusement & Development, Inc. | Province of Ilocos Norte | February 21, 2024 |
| 11 | S Grande Corporation | Ilocos Sur | November 25, 2023 |
| REGION II - CAGAYAN VALLEY | | | |
| 12 | Hit It Big Gaming Corporation | Quirino | August 30, 2022 |
| 13 | King's 810 Gaming Corporation | Nueva Vizcaya | January 20, 2025 |
| REGION III - CENTRAL LUZON | | | |
| 14 | CTG Prime Ventures Inc. | Province of Nueva Ecija | February 21, 2024 |
| 15 | Diamond Gaming & Research Center Corporation | Bulacan | February 21, 2024 |
| 16 | GIPC Gaming and Amusement Center | Zambales Excluding Olongapo City | February 21, 2024 |
| 17 | Golden Matrix Gaming & Amusement Corp. | Olongapo City, Zambales | February 21, 2024 |
| 18 | Goldenprime Amusement, Inc. | Aurora | November 01, 2022 |
| 19 | Lake Tahoe Gaming & Amusement Corporation | Angeles City, Pampanga | February 21, 2024 |
| 20 | Northtrails Resources Inc. | Tarlac | February 21, 2024 |
| 21 | Suncove Corporation | Province of Pampanga Excluding Angeles City | February 21, 2024 |
| 22 | Sunset Bay Research & Marketing Corporation | Bataan Province | February 21, 2024 |

| REGION XIV - CORDILLERA ADMINISTRATIVE REGION (CAR) | | | |
|--|---|---|--------------------|
| 23 | Clash of Clans Gaming Corporation | Ifugao | June 30, 2022 |
| 24 | D'oro Tigre Corporation | Abra | November 25, 2023 |
| 25 | Mountain View Games of Chance Corporation (1) | Province of Apayao | November 25, 2023 |
| 26 | Mountain View Games of Chance Corporation (2) | Province of Kalinga | February 21, 2024 |
| 27 | Pines Estate and Gaming Corporation (1) | Baguio City | May 21, 2022 |
| 28 | Pines Estate and Gaming Corporation (2) | Province of Benguet Excluding Baguio City | March 22, 2024 |
| Southern Tagalog and Bicol Region Department | | | |
| REGION IV-A - CALABARZON | | | |
| 29 | Batangas Enhanced Technology Systems, Inc. | Province of Batangas | February 21, 2024 |
| 30 | Nineteen Aces Gaming and Amusement Corp. | Province of Rizal | September 30, 2022 |
| 31 | Pirouette Corporation | Quezon Province | February 21, 2024 |
| 32 | Ramloid Gaming Corporation | Province of Laguna including San Pablo City | February 21, 2024 |
| REGION IV - MIMAROPA | | | |
| 33 | Cinco Derecho Gaming Corp | Marinduque | February 28, 2023 |
| 34 | Cinco Derecho Gaming Corp | Palawan | July 14, 2022 |
| 35 | Philprize Agent Amusement Corporation | Puerto Princesa City, Palawan | February 29, 2024 |
| 36 | Pines Estate and Gaming Corporation (3) | Romblon | March 22, 2024 |
| REGION V - BICOL REGION | | | |
| 37 | Evenchance Gaming Corporation | Camarines Sur | February 29, 2024 |
| 38 | Global Magicmazing Gaming Corp. | Masbate | December 14, 2022 |
| 39 | Oceania Sur Gaming Corporation | Province of Sorsogon | February 21, 2024 |
| 40 | Stemmm Gaming Corporation | Camarines Norte | November 25, 2023 |
| Visayas Department | | | |
| REGION VI - WESTERN VISAYAS | | | |
| 41 | 7 Aces Games and Amusement Corp. | Province of Iloilo excluding Iloilo City | June 30, 2022 |
| 42 | 888 Good Fortune Gaming Venture Corp | Antique Province | July 14, 2022 |
| 43 | 888 Good Fortune Gaming Venture Corp | Capiz Province | July 14, 2022 |
| 44 | Great Lion Gaming Ventures Incorporated | Aklan Province | July 14, 2022 |
| 45 | Iloilo Small Town Lottery Gaming Corporation | Guimaras | January 23, 2025 |
| 46 | Iloilo Small Town Lottery Gaming Corporation | Iloilo City | June 30, 2022 |

| | | | |
|--|--|--|-------------------|
| 47 | Super Lucky Beagler, Inc. (1) | Negros Occidental excluding Bacolod City | February 21, 2024 |
| 48 | Super Lucky Beagler, Inc. (2) | Bacolod City | February 21, 2024 |
| REGION VII - CENTRAL VISAYAS | | | |
| 49 | Alpha Maximum Gaming Corporation | Province of Bohol | July 31, 2022 |
| 50 | Four Aces Resources Mngt. Corporation | Negros Oriental | November 25, 2023 |
| 51 | LTS Advance, Inc. | Cebu City | July 31, 2022 |
| 52 | Lucky 7 Games and Amusement Corporation | Lapu-Lapu City | January 20, 2025 |
| 53 | Redcarpet Gaming Corporation | Province of Siquijor | November 25, 2023 |
| 54 | Saturn Gaming N' Amusement Corporation (1) | Cebu Province excluding Metro Cebu | November 25, 2023 |
| REGION VIII - EASTERN VISAYAS | | | |
| 55 | Berich Online Gaming and Amusement Inc. | Western Samar | December 10, 2023 |
| 56 | Mavta Gaming and Leisure Corporation | Northern Samar | July 15, 2022 |
| 57 | Saturn Gaming N' Amusement Corporation (2) | Southern Leyte | January 23, 2022 |
| 58 | System Development and Ventures Corporation | Eastern Samar | November 25, 2023 |
| 59 | Victoria Development and Ventures Corporation | Biliran | April 04, 2022 |
| 60 | Victoria Development and Ventures Corporation | Leyte | February 14, 2024 |
| 61 | Victoria Development and Ventures Corporation | Tacloban City | February 14, 2024 |
| Mindanao Department | | | |
| REGION IX - ZAMBOANGA PENINSULA | | | |
| 62 | 1028 Gaming and Entertainment Inc. | Zamboanga Sibugay | February 28, 2023 |
| 63 | Fairways Management And Gaming Corporation (3) | Zamboanga Del Norte | November 25, 2023 |
| 64 | Oro Jackpot Gaming Corporation | Zamboanga City | February 28, 2023 |
| REGION X - NORTHERN MINDANAO | | | |
| 65 | Diamond Millennium Corporation (1) | Cagayan De Oro City | April 14, 2022 |
| 66 | Diamond Millennium Corporation (2) | Misamis Oriental excluding Cagayan de Oro City | July 30, 2022 |
| 67 | Global Magicmazing Gaming Corp. | Province of Camiguin | January 14, 2023 |
| 68 | Glowing Fortune OPC | Lanao del Norte | February 28, 2023 |
| 69 | STL Donel Philippines Corporation | Misamis Occidental | January 20, 2022 |
| 70 | Trento Gaming and Leisure Corporation (2) | Bukidnon | November 25, 2023 |
| REGION XI - DAVAO REGION | | | |
| 71 | Alpha Maximum Gaming Corporation | Davao Occidental | January 14, 2023 |
| 72 | Beato Gioco Lottery inc | Davao Del Norte | November 25, 2023 |

| | | | |
|--|---|--|--------------------|
| 73 | Oro Swerte Gaming & Leisure Corporation | Compostela Valley | November 25, 2023 |
| 74 | Provident Marketing And Mobile Enterprises Inc. (3) | Province of Davao Del Sur Excluding Davao City | November 25, 2023 |
| 75 | Provident Marketing And Mobile Enterprises Inc. (4) | Davao Oriental | February 21, 2022 |
| REGION XII - SOCCSKSARGEN | | | |
| 76 | Jelbert Rising Sun Corporation | Sultan Kudarat | June 30, 2022 |
| 77 | JGM Gaming and Leisure Corporation (2) | Saranggani | November 25, 2023 |
| 78 | JY Archers Games and Entertainment Corp. | South Cotabato | February 23, 2024 |
| 79 | Miracle Pick Gaming Corporation | North Cotabato | December 03, 2023 |
| 80 | Trento Gaming and Leisure Corporation (1) | General Santos City | November 25, 2023 |
| REGION XIII - CARAGA REGION | | | |
| 81 | JGM Gaming and Leisure Corporation (1) | Surigao Del Norte | November 25, 2023 |
| 82 | Ouano Gaming And Leisure Corporation | Agusan Del Sur | September 28, 2021 |
| 83 | Provident Marketing And Mobile Enterprises Inc. (1) | Agusan Del Norte | February 21, 2022 |
| 84 | Sweeteva Online Gaming and Amusement Corporation | Surigao Del Sur | November 25, 2023 |
| BANGSAMORO AUTONOMOUS REGION IN MUSLIM MINDANAO (BARMM) | | | |
| 85 | 1424 Lynmark Development And Gaming OPC | Tawi-Tawi | December 14, 2022 |
| 86 | Five Diamond Gaming Corporation | Province of Sulu | December 14, 2022 |
| 87 | Jelbert Rising Sun Corporation | Maguindanao | June 30, 2022 |
| 88 | Provident Marketing And Mobile Enterprises Inc. (2) | Cotabato City | February 21, 2022 |
| 89 | Zian Gaming Recreation Inc. | Basilan | November 25, 2023 |