



**Philippine Charity
Sweepstakes Office
Accomplishment Report
Third Quarter, 2022**

TABLE OF CONTENTS

I. Introduction	4
II. About PCSO	4
III. Operational Accomplishments	5
A. Fund Generation Activities	5
1. Third Quarter Sales Comparison between CY 2022 vs. CY 2021	6
2. Sales Breakdown of PCSO Games.....	7
3. Percent Contribution of PCSO Games to the Total Revenue	8
B. Jackpot Winners	9
C. Fund Provision Activities	10
1. Charity Assistance Programs.....	11
a. Medical Access Program	11
i. Regular Medical Access Program through PCSO offices	11
ii. Medical Access in Malasakit Centers (MAM) Program.....	12
b. Medical Transport Vehicle Donation Program	17
c. Institutional Partnership Program	18
d. Endowment Fund Program	19
2. Medical Services Programs	19
a. Medicine Donation Program	19
b. Employees Consultation and Management	20
c. Out-Patient Services	20
d. Medical and Dental Mission	20
3. Compliance with Mandatory Contributions	20
a. Universal Health Care Program.....	20
b. Assistance to Government Institutions	20
c. Lotto Shares.....	22
d. Small Town Lottery (STL) Shares	22
IV. Other Significant Accomplishments	22
A. Livelihood Generation for Lotto Agents	22
B. STL Authorized Agent Corporations	22
C. Conduct of 2022 Mid-Year Operational Review	26
D. Conduct of 2023 Strategic Planning Workshop	27
V. Contribution to Nation-Building	27
A. Tax Remittances	27
VI. Customer Feedback Mechanisms.....	27
A. 8888 Hotline	28
B. Online Feedback	28
C. PCSO Social Media Accounts	28

LIST OF TABLES

Table 1. Comparison of 3rd Quarter Sales of PCSO Retail Receipts between CYs 2021 and 2022	6
Table 2. Small Town Lottery (STL) Gross Retail Receipts for the 3rd Quarter of CY2022	8
Table 3. Percent Contributions of PCSO Games to the Total Gross Retail Receipts	8
Table 4. Number of Jackpot Winners and Total Winnings for the 3rd Quarter of CY 2022	9
Table 5. Comparison of Fund Provision Activities between 3rd Quarter of CY 2021 and 3rd Quarter of CY 2022 (Figures subject to adjustments)	10
Table 6. Summary of Regular MAP Assistance. 3rd quarter, 2022 (figures subject to adjustments)	11
Table 7. List of Malasakit Centers with PCSO desks and budget as of September 30, 2022	12
Table 8. MAP Assistance Malasakit Centers for the 3rd Quarter of CY 2022 (Figures subject to recap/adjustments)	16
Table 9. Summary of MAP assistance in PCSO offices and Malasakit Centers in the 3rd quarter of 2022 (figures subject to adjustments)	17
Table 10. List of MTVDP Recipients for the third quarter of 2022	18
Table 11. Institutional Partnership Program for the 3rd Quarter of CY 2022	18
Table 12. List of Mandatory Contributions, 3rd quarter of 2022	21
Table 13. STL Shares per Recipient as of YTD September 2022	22
Table 14. Lotto Agents as of September 2022 vs September 2021	22
Table 15. List of STL AACs as of September 30, 2022	23
Table 16. STL Job Generation as of September 2022	26
Table 17. Taxes Paid for the 3rd Quarter of CY 2022	27
Table 18. Summary of 8888 Hotline for the 3rd Quarter of CY 2022	28
Table 19. Online Feedback for the 3rd Quarter of CY 2022	28

LIST OF FIGURES

Figure 1. PCSO Gross Receipts	5
Figure 2. Allocation of the net Receipts to the Three (3) PCSO Funds.....	5
Figure 3. Actual Sales versus Year-to-date Target (120% Performance) and Year-end Target (89.74% Performance) from January to September 2022	6
Figure 4. Comparison of PCSO Games Gross Retail Receipts, 3rd Quarter of CY 2021 vs. 3rd Quarter of CY 2022	7
Figure 5. Breakdown of PCSO Lotto Sales in the 3rd Quarter of CY 2022	7
Figure 6. Digit Games Retail Receipts for the 3 rd Quarter of CY 2022	8
Figure 7. Breakdown of PCSO Games for the 3rd Quarter of CY 2022	9
Figure 8. Total Jackpot Prize Winnings for the 3rd Quarter of CY 2022.....	9

I. Introduction

This report presents the Philippine Charity Sweepstakes Office's (PCSO) operational and administrative accomplishments, contributions to nation-building, and results of the customer feedback mechanisms from July 1 to September 30, 2022. When applicable, data for the third quarter of this year is compared with PCSO's performance for the same period of 2021 to highlight achievements.

This paper has also been prepared to fulfill the Agency's reporting obligations to the Office of the President (OP) and the Governance Commission for Government-Owned and -Controlled Corporations (GCG).

II. About PCSO

The Philippine Charity Sweepstakes Office (PCSO) is the principal government agency mandated to conduct lottery games in the Philippines to raise revenues and provide funds for health programs, medical assistance and services, and charities of national character.

Vision

By 2025, PCSO shall be an excellent government agency for sustainable fund generation for the Filipino people through the conduct of globally competitive gaming products.

Mission

- We hold and conduct transparent sweepstakes races, lotteries, and other similar activities;
- We provide responsive assistance to eligible recipients and beneficiaries;
- We continuously develop our people and improve and communicate our products and services; and
- We establish strong partnerships with responsible agents and stakeholders.

Core Values

Compassion | **I**ntegrity | **P**atriotism | **P**rofessionalism | **T**ransparency

Revenue Allocation

In accordance with Section 6 of Republic Act No. 1169, otherwise known as the PCSO Charter, the net receipts (gross receipts less 2 % printing cost), as shown in *Figure 1*, will be divided among three distinct funds: The Prize Fund at 55% of the net receipts, the Charity Fund at 30% of the net receipts, and, lastly, the Operating Fund at 15% of the net receipts (*Figure 2*).

The **Prize Fund**, which accounts for 55% of the net receipts, is used to pay out prizes to holders and sellers of winning tickets. Unclaimed prizes or balances in the Prize Fund revert to and become part of the Charity Fund after one (1) year.

The **Charity Fund**, which is 30% of the net receipts, is used exclusively to finance and support health programs, medical assistance, and services, and/or charities of national character.

The **Operating Fund** accounts for 15% of net receipts and is used to support the PCSO's day-to-day operating/maintenance and capital expenditures. Unutilized Operating Fund at the end of the fiscal year becomes part of the Charity Fund.

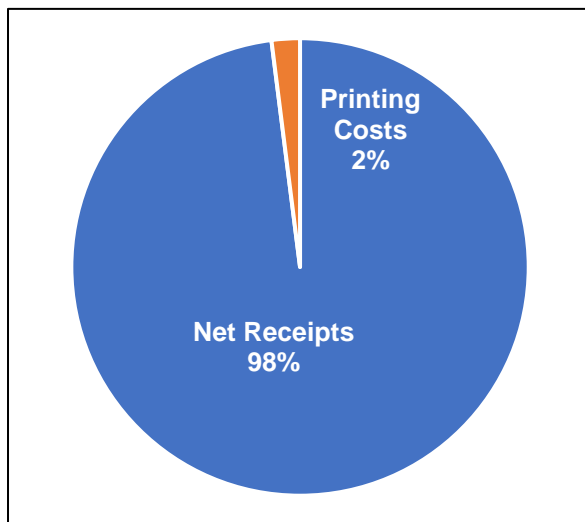


Figure 1. PCSO Gross Receipts

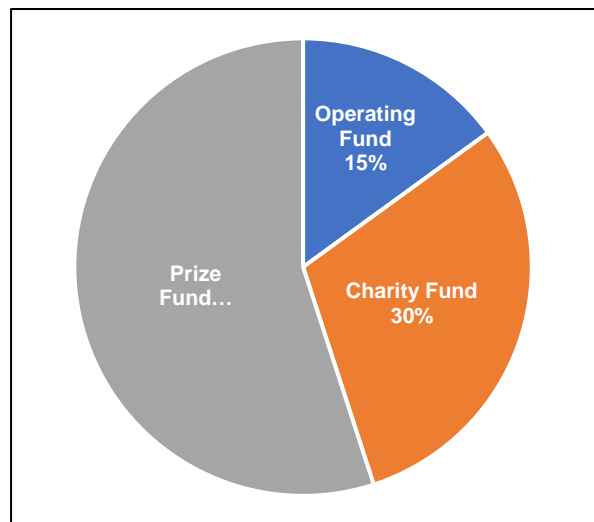


Figure 2. Allocation of the net Receipts to the Three (3) PCSO Funds

III. Operational Accomplishments

A. Fund Generation Activities

For the third quarter of calendar year (CY) 2022, PCSO generated P15,442,966,493.00 from Lotto, Digit Games, Small Town Lottery, and Instant Sweepstakes.

From January to September 2022, PCSO had already earned P41,367,914,762.90, representing a 120% performance versus its year-to-date (YTD) sales target of P34.58 billion, and an 89.74% performance versus its annual sales target of P46.1 billion for CY 2022 (Figure 3).

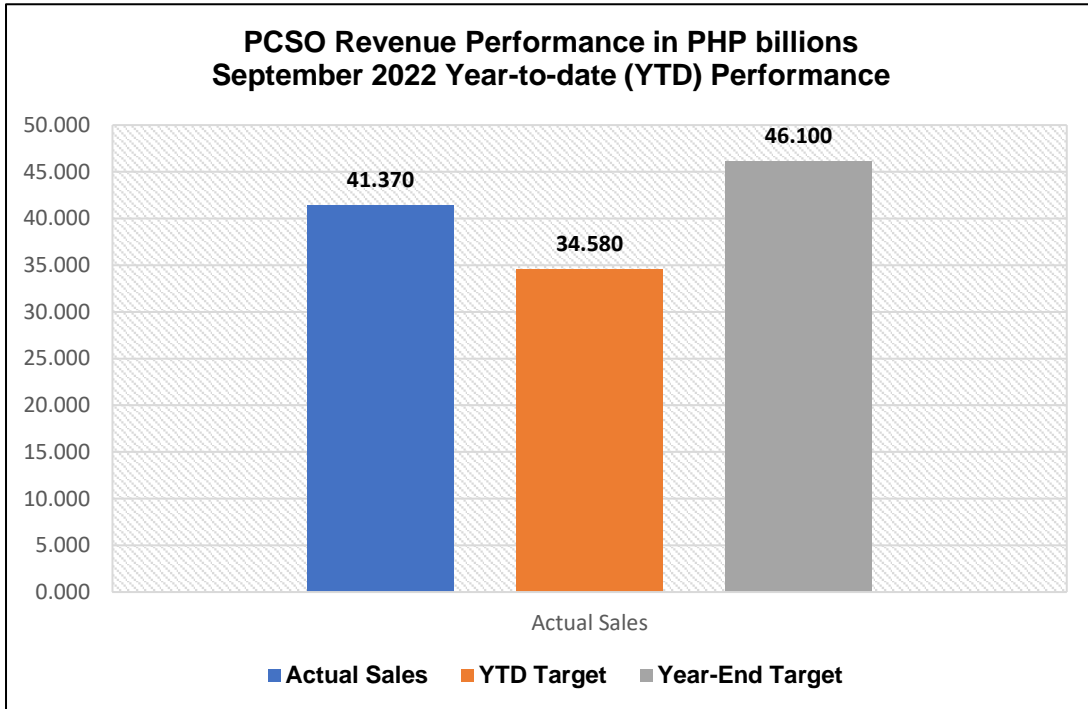


Figure 3. Actual Sales versus Year-to-date Target (120% Performance) and Year-end Target (89.74% Performance) from January to September 2022

1. Third Quarter Sales Comparison between CY 2022 vs. CY 2021

When comparing the third quarter sales of this year to last year's performance, the retail receipts earned for CY 2022 are 46% higher than the sales in the same period of CY 2021 (*Table 1*). This is despite the expiration of Keno games' contract on April 1, 2022, and thus had no more contribution for revenue in the 3rd quarter of CY 2022.

Table 1. Comparison of 3rd Quarter Sales of PCSO Retail Receipts between CYs 2021 and 2022

PCSO GAMES	GROSS RETAIL RECEIPTS		% Variance
	Q3 of CY2021	Q3 of CY2022	
Lotto and Digit Games	4,774,902,130.00	7,587,707,620.00	59%
Small Town Lottery	5,500,435,688.92	7,521,925,537.00	37%
Keno	64,062,614.71	-	-
National Instant Sweepstakes Program (NISP)	250,000,002.00	333,333,336.00	33%
TOTAL	10,589,400,435.63	15,442,966,493.00	46%

Figure 4 below further illustrates the comparison of retail receipts per PCSO game during the third quarters of CYs 2022 and 2021. Except for Keno, whose

contract expired on April 1, 2022, and removed from the PCSO's current games offered beginning 2nd quarter of 2022, all gross retail receipts from games in the 3rd quarter of CY 2022 **are higher** than the gross retail receipts of the same games in the same period of CY 2021.

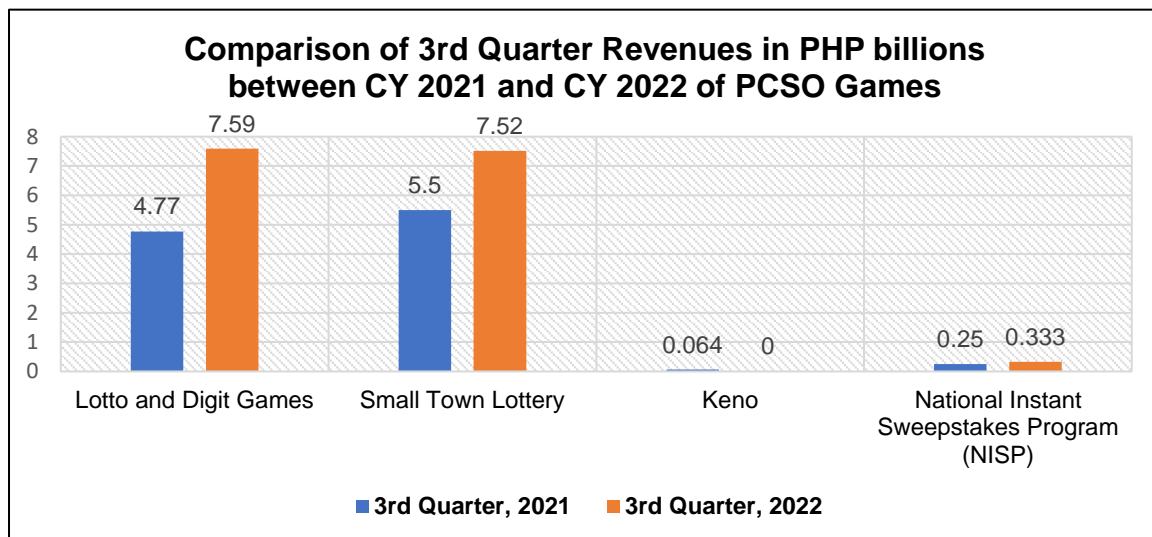


Figure 4. Comparison of PCSO Games Gross Retail Receipts, 3rd Quarter of CY 2021 vs. 3rd Quarter of CY 2022

2. Sales Breakdown of PCSO Games

The Lotto and Digit games are the top revenue generators from July to September 2022. The gross retail receipts of P7,587,707,620.00 for Lotto and Digit games in the third quarter of CY 2022 are broken down as P4,810,947,500.00 for lotto games and P2,776,760,120.00 for digit games.

Figure 5 below details the performances of the Lotto games, which total to P4,810,947,500.00, with the Grand Lotto 6/55 generating the most revenue at P1,491,020,020.00.

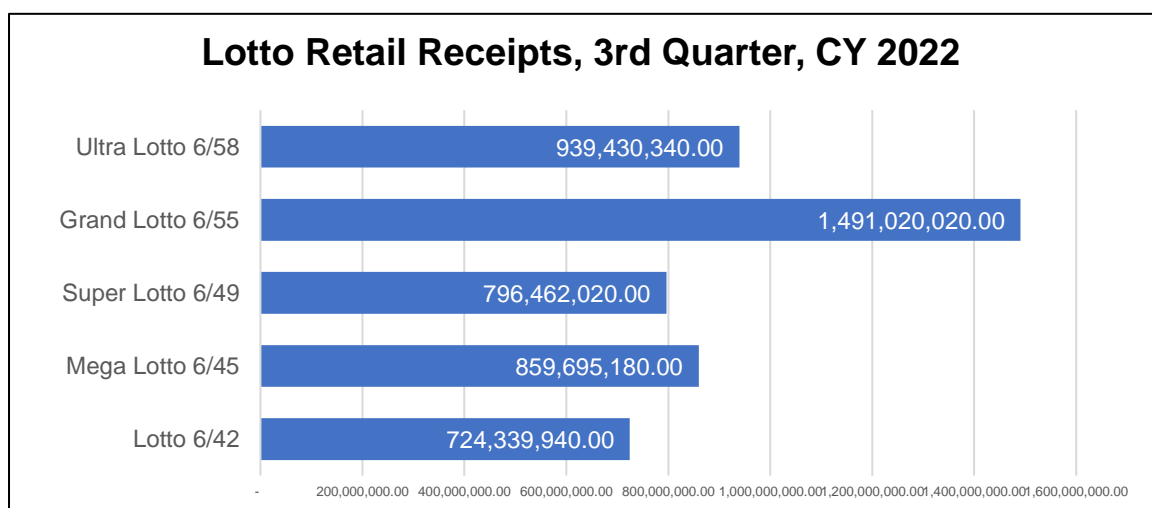


Figure 5. Breakdown of PCSO Lotto Sales in the 3rd Quarter of CY 2022

For the Digit Games which generated a total of P2,776,760,120.00 for the third quarter, the 2D lotto is the highest contributor with P1,458,316,770.00 (Figure 6).

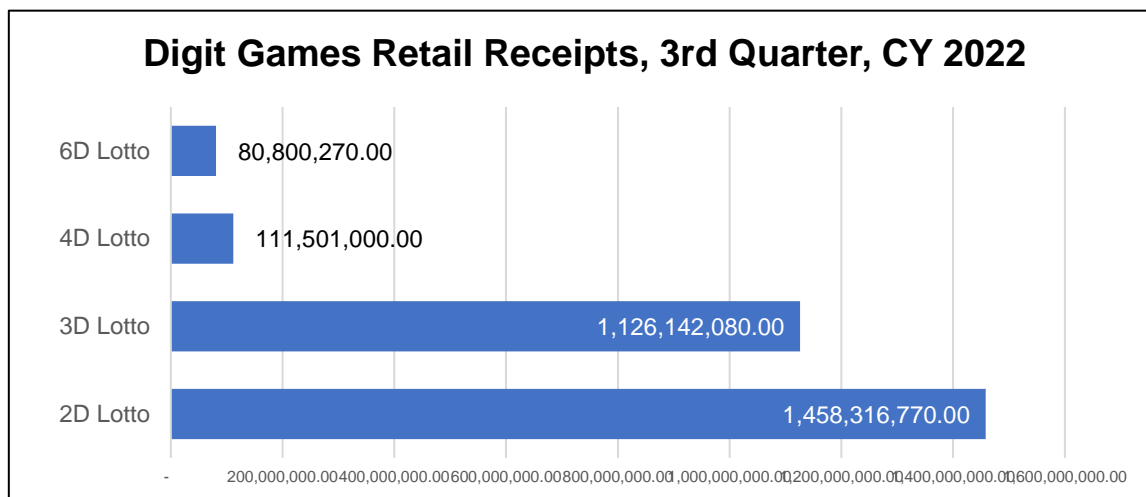


Figure 6. Digit Games Retail Receipts for the 3rd Quarter of CY 2022

Meanwhile, the Small Town Lottery (STL) generated P7,521,925,537.00. Table 2 below shows the monthly gross retail receipts of STL for this quarter.

Table 2. Small Town Lottery (STL) Gross Retail Receipts for the 3rd Quarter of CY2022

Month	CY 2022
July	2,499,250,391.00
August	2,515,390,640.00
September	2,507,284,506.00
Total	7,521,925,537.00

3. Percent Contribution of PCSO Games to the Total Revenue

Lastly, looking at how the games contributed to the gross retail receipts of P15.44 billion for the third quarter of CY 2022, the top performing Lotto and Digit games contributed 49.1%, while the Small Town Lottery games contributed 48.7%.

Table 3. Percent Contributions of PCSO Games to the Total Gross Retail Receipts

PCSO GAMES	GROSS RETAIL RECEIPTS FOR Q3, CY2022	% Contribution
Lotto and Digit Games	7,587,707,620.00	49.1%
Small Town Lottery	7,521,925,537.00	48.7%
Keno	-	0%
National Instant Sweepstakes Program (NISP)	333,333,336.00	2.2%
TOTAL	15,442,966,493.00	100%

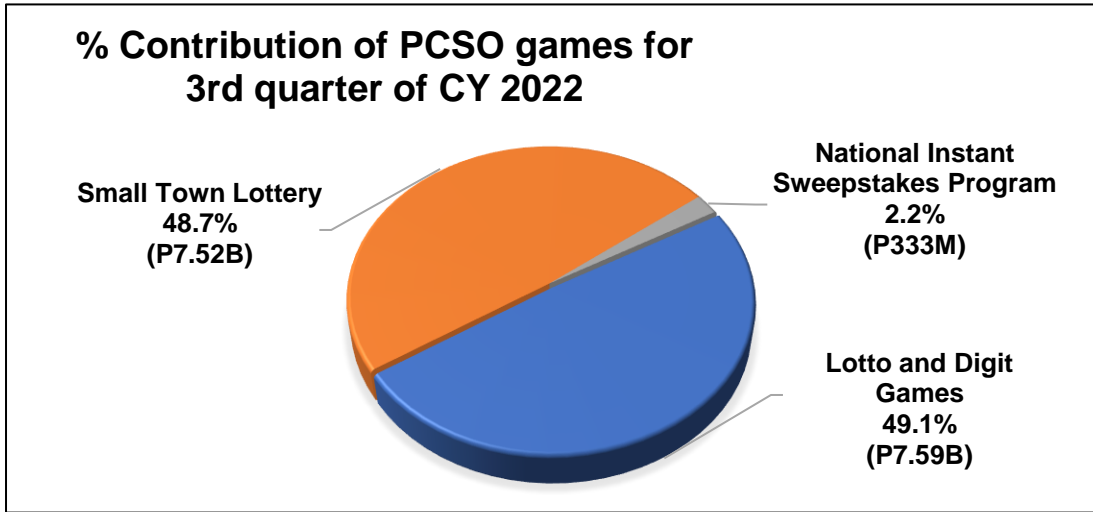


Figure 7. Breakdown of PCSO Games for the 3rd Quarter of CY 2022

B. Jackpot Winners

In the third quarter of 2022, the PCSO awarded a total of P991,497,666.60 to 15 winners of PCSO Lotto games (*Table 4*). From January to September 2022, there were already 52 jackpot winners, with P2.44 billion allocated for their winnings.

Table 4. Number of Jackpot Winners and Total Winnings for the 3rd Quarter of CY 2022

Lotto Game	No. of Jackpot Winners	Net jackpot Prize (less 1% commission)
Lotto 6/42	8	158,510,441.80
Mega Lotto 6/45	3	184,922,890.60
Super Lotto 6/49	2	83,512,225.00
Grand Lotto 6/55	1	401,186,804.80
Ultra Lotto 6/58	1	163,365,304.40
Total	15	P991,497,666.60

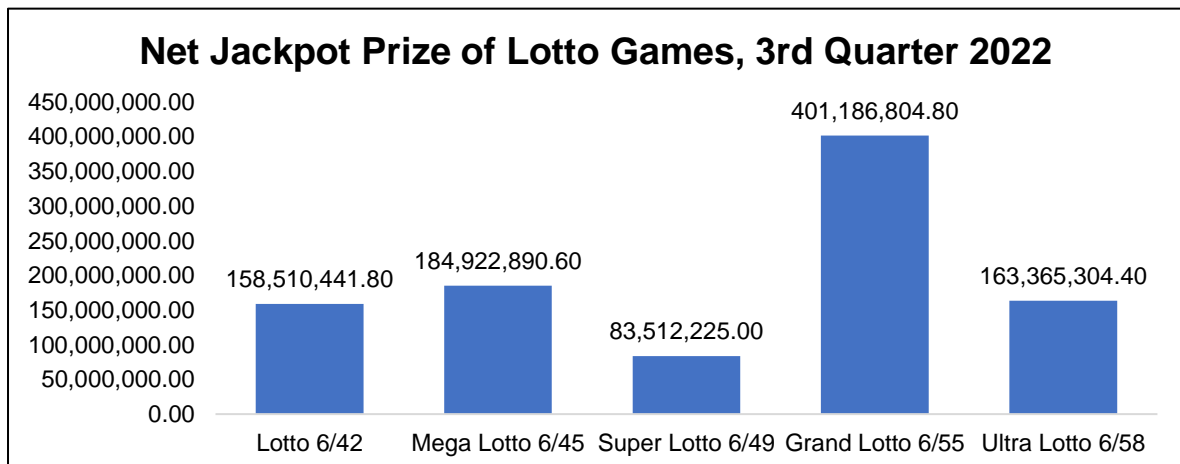


Figure 8. Total Jackpot Prize Winnings for the 3rd Quarter of CY 2022

Grand Lotto 6/55 had the highest jackpot prize share to lucky millionaires with P401,186,804.80, while the lowest share of jackpot prize was from Super Lotto 6/49 with P83,512,225.00.

C. Fund Provision Activities

PCSO provides funds through its various charity and medical programs and services such as the Medical Access Program (MAP), Medical Access in Malasakit Centers (MAM) Program, Calamity Assistance Program, Endowment Fund Program, Institutional Partnership Program, Medical Transport Vehicle Donation Program, Medical and Dental Mission, Out-patient Services, and Medicine Donation Program, among others.

For CY 2022, PCSO is using funds from the savings of 2019 and previous years that were transferred to the Charity Fund to sustain the PCSO programs. Without these savings, PCSO would only be able to fund the Medical Access in Malasakit Centers (MAM) Program this year. *Table 5* shows the performance of PCSO's charity programs during the third quarters of CYs 2021 and 2022.

Table 5. Comparison of Fund Provision Activities between 3rd Quarter of CY 2021 and 3rd Quarter of CY 2022 (Figures subject to adjustments)

Period	3rd Quarter, 2021		3rd Quarter, 2022	
	No. of Beneficiaries	Amount of Assistance	No. of Beneficiaries	Amount of Assistance
Charity Assistance Department (CAD) Programs				
Medical Access Program (MAP)	73,787 individuals	592,786,140.23	57,658 individuals	357,798,652.78
Medical Access in Malasakit Centers Program (MAM)	-	-	12,285 individuals	164,338,423.40
Medical Transport Vehicle Donation Program (MTVDP)	1 institution	1,585,000.00	15 hospitals, LGUs, and agency	29,835,000.00
Institutional Partnership Program	-	-	14 agencies/ institutions	4,200,000.00
Endowment Fund Program	1 hospital	1,000,000.00	1 hospital	300,000.00
Calamity Assistance Program	17,714 families	11,869,000.00	-	-
Medical Services Department (MSD) Programs				
Employees Consultation and Management	3,906 individuals	91,002.90	4,614 individuals	138,074.04
Out-Patient Services	478 individuals	12,806.00	852 individuals	60,582.66
Medicine Donation Program	652 LGUs/ organizations	13,347,411.05	20 LGUs/ organizations	1,039,333.80
Medical and Dental Mission	-	-	2 LGUs	139,573.92
Total	78,171 individuals, 17,714 families, 654 LGUs, NGOs, and hospitals	620,691,360.18	75,409 individuals, 52 hospitals/ NGOs/ LGUs/ agencies	557,849,640.60

The succeeding sections show the accomplishments of PCSO's fund provision activities through its programs and services.

1. Charity Assistance Programs

a. Medical Access Program

Patients availing of the PCSO Medical Access Program (MAP) are serviced either through PCSO offices or the Malasakit Centers nationwide.

i. Regular Medical Access Program through PCSO offices

The Regular Medical Access Program (MAP) aids persons with health-related problems in partnership with government and private hospitals, health facilities, medicine retailers, and other partners. Services covered by the program are confinement, erythropoietin (dialysis injection), chemo drugs, specialty medicines, hemodialysis, laboratory (blood chemistry), diagnostic, and imaging procedures, and implant/medical devices.

For this quarter, the PCSO released P357,798,652.78 as Regular MAP assistance to 57,658 beneficiaries, of which 28,943 or 50.2% are females, while 28,715 or 49.8% are males.

In terms of nature of requests, confinement is the top requested assistance with 13,753 requests, followed by dialysis (EPO) with 10,171 requests. Ranking third is chemo drugs with 3,756 requests. Other requests of patients are shown in the table below.

Table 6. Summary of Regular MAP Assistance. 3rd quarter, 2022 (figures subject to adjustments)

Nature of Requests	No. of Requests		Amount of Assistance		Total	
	F	M	F	M	Number of Requests	Amount of Assistance
Confinement	13,753	14,091	101,047,094.585	103,722,805.60	27,844	204,769,900.15
Chemo Drugs	3,756	1,124	34,578,895.55	11,296,037.86	4,880	45,874,933.41
Dialysis (Treatment)	47	75	433,530.00	672,000.00	122	1,105,530.00
Dialysis (Epo)	10,171	12,606	40,096,072.16	48,765,269.48	22,777	88,861,341.64
Radiation Therapy	205	76	1,873,899.50	675,969.20	281	2,549,868.70
Hemophilia Medicines	6	27	63,053.04	310,727.70	33	373,780.74
Post-Transplant/Operative Meds	74	119	816,826.50	1,236,062.79	193	2,052,889.29
RHEUMATOID ARTHRITIS	28	9	385,512.36	129,054.00	37	514,566.36
ANTI-LUPUS	45	5	353,885.48	38,204.00	50	392,089.48

THALASSEMIA	12	15	88,604.60	113,420.74	27	202,025.34
NEURO-PSYCHIATRIC MEDICINES	20	16	74,490.50	60,316.00	36	134,806.50
Laboratory/Diagnostic Procedures	759	477	5,492,516.08	3,371,679.70	1,236	8,864,195.78
Psoriasis	19	16	210,705.76	195,481.70	35	406,187.46
Idiopathic Thrombocytopenic Purpura (ITP)	14	12	115,130.05	102,207.48	26	217,337.53
Bone Implant	27	41	465,000.00	816,833.00	68	1,281,833.00
Immunocompromised Diseases (IVIg)	1	1	8,623.13	15,000.00	2	23,623.13
Cochlear Implant	6	4	98,744.27	60,000.00	10	158,744.27
PCI Device	-	1	-	15,000.00	1	15,000.00
Total	28,943	28,715	186,202,583.53	171,596,069.25	57,658	357,798,652.78

**Figures subject to recap/adjustments*

ii. Medical Access in Malasakit Centers (MAM) Program

In 2019, President Rodrigo Roa Duterte signed Republic Act No. 11463 or the Malasakit Center Act which seeks to establish Malasakit Centers in hospitals run by the Department of Health nationwide. These centers serve as a one stop-shop for indigent and financially incapacitated people seeking financial and medical assistance. These facilities are established to provide Filipinos with convenient, free, accessible, and efficient medical services.

As of September 30, 2022, there are **129** Malasakit Centers with PCSO desks nationwide (*Table 7*). The PCSO assisted 12,285 beneficiaries in Malasakit Centers in the third quarter of CY 2022, totaling to P164,338,423.40 worth of assistance (*Table 8*).

Table 7. List of Malasakit Centers with PCSO desks and budget as of September 30, 2022

No.	Area/Region	Name of Hospitals	Branches
National Capital Region			
1	NCR	Dr. Jose N. Rodriguez Memorial Hospital	Main Office Charity Assistance Department (CAD)
2	NCR	Las Piñas General and Satellite Trauma Center	
3	NCR	Ospital ng Malabon	
4	NCR	San Lorenzo Ruiz Women's Hospital	
5	NCR	National Center for Mental Health	
3	NCR	Dr. Jose Fabella Memorial Hospital	
7	NCR	Jose R. Reyes Memorial Medical Center	
8	NCR	UP - Philippine General Hospital	
9	NCR	San Lazaro Hospital	
10	NCR	Tondo Medical Center	
11	NCR	Amang Rodriguez Medical Center	
12	NCR	Research Institute for Tropical Medicine	
13	NCR	Navotas City Hospital	
14	NCR	Novaliches District Hospital	
15	NCR	Ospital Ng Parañaque	

16	NCR	Pasay City General Hospital	
17	NCR	Rizal Medical Center	
18	NCR	East Avenue Medical Center	
19	NCR	Lung Center of the Philippines	
20	NCR	National Children's Hospital	
21	NCR	National Kidney and Transplant Institute	
22	NCR	Philippine Children's Medical Center	
23	NCR	Philippine Heart Center	
24	NCR	Philippine Orthopedic Center	
25	NCR	Quirino Memorial Medical Center	
26	NCR	Veterans Memorial Medical Center	
27	NCR	PNP General Hospital	
28	NCR	San Juan Medical Center	
29	NCR	Taguig -Pateros District Hospital	
30	NCR	Valenzuela City Emergency Hospital	
31	NCR	Valenzuela Medical Center	
Northern and Central Luzon			
32	CAR	Luis Hora Memorial Regional Hospital	Mt. Province
33	CAR	Baguio General Hospital and Medical Center	Benguet
34	CAR	Benguet General Hospital	Benguet
35	CAR	Conner District Hospital	Apayao
36	CAR	Far North Luzon General Hospital and Training Center	Apayao
37	I	Ilocos Sur Provincial Hospital	Ilocos Sur
38	I	Ilocos Training and Regional Medical Center	La Union
39	I	Mariano Marcos Memorial Hospital and Medical Center	Ilocos Norte
40	I	Region I Medical Center	Pangasinan
41	II	Batanes General Hospital	Cagayan
42	II	Cagayan Valley Medical Center	Cagayan
43	II	Gov. Faustino Dy Memorial Hospital	Isabela
44	II	Region II Trauma and Medical Center	Nueva Vizaya
45	II	Southern Isabela Medical Center	Isabela
46	III	Aurora Memorial Hospital	Aurora
47	III	Bataan General Hospital and Medical Center	Bataan
48	III	Bulacan Medical Center	Bulacan
49	III	Dr. Paulino J. Garcia Memorial Research and Medical Center	Nueva Ecija
50	III	Eduardo L. Joson Memorial Hospital	Nueva Ecija
51	III	Jose B. Lingad Memorial General Hospital	Pampanga
52	III	Mariveles Mental Wellness and General Hospital	Bataan
53	III	President Ramon Magsaysay Memorial Hospital	Zambales
54	III	Rogaciano M. Mercado Memorial Hospital	Bulacan
55	III	Talavera General Hospital	Nueva Ecija
56	III	Tarlac Provincial Hospital	Tarlac
Southern Tagalog and Bicol Region			
57	IV-A	Antipolo City Hospital System Annex 4 - Mambungan	Rizal
58	IV-A	Batangas Medical Center	Batangas
59	IV-A	Batangas Provincial Hospital	Batangas
60	IV-A	Bagong Cainta Municipal Hospital	Rizal
61	IV-B	Culion Sanitarium and General Hospital	Palawan
62	IV-A	Gen. Emilio Aguinaldo Memorial Hospital	Cavite
63	IV-A	Laguna Medical Center	Laguna
64	IV-A	Margarito Duavit Memorial Hospital	Rizal
65	IV-B	Occidental Mindoro Provincial Hospital	Occidental Mindoro

66	IV-B	Oriental Mindoro Provincial Hospital	Oriental Mindoro
67	IV-B	Ospital ng Palawan	Palawan
68	IV-A	Quezon Medical Center	Quezon
69	IV-B	Romblon Provincial Hospital	Romblon
70	IV-A	Southern Tagalog Regional Hospital (formerly Bacoor District Hospital)	Cavite
71	V	Bicol Regional Training & Teaching Hospital	Albay
72	V	Bicol Region General Hospital and Geriatric Medical Center (formerly Bicol Sanitarium)	Camarines Sur
73	V	Bicol Medical Center	Camarines Sur
74	V	Dr. Fernando B. Duran, Sr. Memorial Hospital	Sorsogon
Visayas Department			
75	VI	Dr. Rafael S. Tumbokon Memorial Hospital	Aklan
76	VI	Angel Salazar Memorial General Hospital	Antique
77	VI	Corazon Locsin Montelibano Memorial Regional Hospital	Negros Occidental
78	VI	Don Jose Monfort Medical Center Extension Hospital	Iloilo
79	VI	Dr. Catalino Gallego Nava Provincial Hospital	Guimaras
80	VI	Roxas Memorial Provincial Hospital	Capiz
81	VI	Western Visayas Medical Center	Iloilo
82	VI	Western Visayas Sanitarium	Iloilo
83	VII	Don Emilio del Valle Memorial Hospital	Bohol
84	VII	Eversley Childs Sanitarium and General Hospital	Cebu
85	VII	Gov. Celestino Gallares Memorial Hospital	Bohol
86	VII	Lapu Lapu City Hospital	Cebu City
87	VII	Negros Oriental Provincial Hospital	Negros Oriental
88	VII	Siquijor Provincial Hospital	Siquijor
89	VII	St. Anthony Mother and Child Hospital	Cebu
90	VII	Cebu South Medical Center	Cebu
91	VII	Vicente Sotto Memorial Medical Center	Cebu
92	VIII	Biliran Provincial Hospital	Biliran
93	VIII	Eastern Samar Provincial Hospital	Eastern Samar
94	VIII	Eastern Visayas Regional Medical Center	Leyte
95	VIII	Northern Samar Provincial Hospital	Northern Samar
96	VIII	Ormoc District Hospital	Leyte
97	VIII	Salvacion Oppus Yniguez Memorial Provincial Hospital	Southern Leyte
98	VIII	Samar Provincial Hospital	Western Samar
99	VIII	Gov. Benjamin T. Romualdez General Hospital and Schistosomiasis Center	Leyte
Mindanao Department			
100	IX	Basilan General Hospital	Zamboanga del Sur
101	IX	Dr. Jose Rizal Memorial Hospital	Zamboanga del Norte
102	IX	Margosatubig Regional Hospital	Zamboanga del Sur
103	IX	Zamboanga City Medical Center	Zamboanga del Sur
104	IX	Zamboanga del Sur Medical Center	Zamboanga del Sur
105	IX	Zamboanga del Norte Medical Center	Zamboanga del Norte
106	IX	Labuan Public Hospital	Zamboanga del Sur
107	IX	Mindanao Central Sanitarium	Zamboanga del Sur
108	X	Amai Pakpak Medical Center	Lanao del Norte
109	X	Gregorio T. Lluch Memorial Hospital	Lanao del Norte
110	X	Jr Borja Medical Center	Misamis Oriental
111	X	Kapatagan Provincial Hospital	Lanao del Norte

112	X	Mayor Hilarion A. Ramiro Sr. Medical Center	Misamis Occidental
113	X	Northern Mindanao Medical Center	Misamis Oriental
114	XI	Davao De Oro Provincial Hospital - Montevista	Davao del Sur
115	XI	Davao Del Sur Provincial Hospital	Davao del Sur
116	XI	Davao Oriental Provincial Medical Center	Davao Oriental
117	XI	Davao Regional Medical Center	Davao del Norte
118	XI	Southern Philippines Medical Center	Davao del Sur
119	XII	Cotobato Sanitarium	South Cotabato
120	XII	Dr. Jorge P. Royeca Hospital	South Cotabato
121	XII	Sultan Kudarat Provincial Hospital	Sultan Kudarat
122	XII	South Cotabato Provincial Hospital	South Cotabato
123	CARAGA	Butuan Medical Center	Agusan del Norte
124	CARAGA	Adela Serra Ty Memorial Medical Center	Surigao del Sur
125	CARAGA	Caraga Regional Hospital	Surigao del Norte
126	BARMM	Cotabato Regional and Medical Center	South Cotabato
127	BARMM	Datu Halun Sakilan Memorial Hospital	Zamboanga del Sur
128	BARMM	Maguindanao Provincial Hospital	South Cotabato
129	BARMM	Sulu Sanitarium	Zamboanga del Sur

Table 8. MAP Assistance Malasakit Centers for the 3rd Quarter of CY 2022 (Figures subject to recap/adjustments)

Month	3rd quarter, 2022					
	No. of Requests		Amount of Assistance		Total	
	F	M	F	M	Number of Requests	Amount of Assistance
Confinement	2,468	2,935	43,660,754.63	53,602,228.51	5,403	97,262,983.14
Chemo Drugs	1,664	612	20,443,450.57	8,731,381.02	2,276	29,174,831.59
Dialysis (Treatment)	-	1	-	10,000.00	1	10,000.00
Dialysis (Epo)	708	780	3,229,413.39	3,338,911.34	1,488	6,568,324.73
Radiation Therapy	86	33	600,610.00	246,517.00	119	847,127.00
Hemophilia Medicines	1	26	20,000.00	488,000.00	27	508,000.00
Post-Transplant/Operative Meds	98	84	1,308,000.00	1,103,400.00	182	2,411,400.00
Anti-Lupus	6	-	66,500.00	-	6	66,500.00
Neuro-Psychiatric Medicines	4	2	20,000.00	6,425.00	6	26,425.00
Bone Implant	128	204	4,051,226.68	6,120,243.63	332	10,171,469.30
Laboratory/Diagnostic Procedures	1,438	952	9,519,232.56	6,982,863.38	2,390	16,502,095.83
Idiopathic Thrombocytopenic Purpura (ITP)	9	1	147,200.00	10,600.00	10	157,800.00
Immunocompromised Diseases (IVIg)	-	-	-	-	-	-
PCI Device	5	10	21,985.00	131,000.00	15	152,985.00
Psoriasis	16	2	298,300.00	36,000.00	18	334,300.00
Pacemaker	0	0	-	-	-	-
Cochlear Implant	0	0	-	-	-	-
Thalassemia	3	0	43,500.00	-	3	43,500.00
Rheumatoid Arthritis	2	2	39,681.81	40,000.00	4	79,682.81
Valves	4	0	15,000.00	-	4	15,000.00
Septal Occluder	1	0	6,000.00	-	1	6,000.00
Total	6,641	5,644	83,490,854.52	80,847,568.88	12,285	164,338,423.40
<i>*Figures subject to recap/adjustments</i>						

In total, 69,943 beneficiaries were assisted by the Medical Access Program through PCSO offices and Malasakit Centers in the third quarter of CY 2022, which amounts to P522,137,076.18 in assistance (*Table 9*).

Table 9. Summary of MAP assistance in PCSO offices and Malasakit Centers in the 3rd quarter of 2022 (figures subject to adjustments)

Nature of Requests	No. of Requests		Amount of Assistance		Total	
	F	M	F	M	Number of Requests	Amount of Assistance
Confinement	16,221	17,026	144,707,849.18	157,325,034.11	33,247	302,032,883.29
Chemo Drugs	5,420	1,736	55,022,346.12	20,027,418.88	7,156	75,049,765.00
Dialysis (Treatment)	47	76	433,530.00	682,000.00	123	1,115,530.00
Dialysis (Epo)	10,879	13,386	43,325,485.55	52,104,180.82	24,265	95,429,666.37
Radiation Therapy	291	109	2,474,509.50	922,486.20	400	3,396,995.70
Hemophilia Medicines	7	53	83,053.04	798,727.70	60	881,780.74
Post-Transplant/Operative Meds	172	203	2,124,826.50	2,339,462.79	375	4,464,289.29
Rheumatoid Arthritis	30	11	425,194.17	169,054.00	41	594,248.17
Anti-Lupus	51	5	420,385.48	38,204.00	56	458,589.48
Thalassemia	15	15	132,104.60	113,420.74	30	245,525.34
Neuro-Psychiatric Medicines	24	18	94,490.50	66,741.00	42	161,231.50
Laboratory/Diagnostic Procedures	2,197	1,429	15,011,748.53	10,354,543.08	3,626	25,366,291.61
Psoriasis	35	18	509,005.76	231,482.70	53	740,487.46
Idiopathic Thrombocytopenic Purpura (ITP)	23	13	262,330.05	112,807.48	36	375,137.53
Bone Implant	155	245	4,516,226.67	6,937,075.63	400	11,453,302.30
Immunocompromised Diseases (IVIg)	1	1	8,623.13	15,000.00	2	23,623.13
Cochlear Implant	6	4	98,744.27	60,000.00	10	158,744.27
PCI Device	5	11	21,985.00	146,000.00	16	167,985.00
Valves	4	-	15,000.00	-	4	15,000.00
Septal Occluder	1	-	6,000.00	-	1	6,000.00
Total	35,584	34,359	269,693,438.05	252,443,638.13	69,943	522,137,076.18

**Figures subject to recap/adjustments*

b. Medical Transport Vehicle Donation Program

The Medical Transport Vehicle Donation Program (MTVDP) provides Patient Transport Vehicles (PTV) to provinces, municipalities, and cities located in conflict-stricken or vulnerable communities, as well as geographically isolated and disadvantaged areas. These PTVs are used to transport patients requiring immediate medical treatment quickly and safely to, from, and between medical facilities.

From July to September of CY 2022, PCSO donated 15 PTVs totaling P29,835,000.00 to various LGUs nationwide. Below is the list of recipients under the program.

Table 10. List of MTVDP Recipients for the third quarter of 2022

No.	Region	Province/City/Municipality	Recipient	Amount of Assistance
1	I	Ilocos Sur	Magsingal District Hospital	1,989,000.00
2	II	Ilocos Sur	Salcedo District Hospital	1,989,000.00
3	III	Ilocos Sur	Ilocos Sur District Hospital-Bessang Pass	1,989,000.00
4	IV	San Lorenzo Ruiz	LGU	1,989,000.00
5	VIII	Mercedes	LGU	1,989,000.00
6	X	Sapad	LGU	1,989,000.00
7	X	Kapatagan	LGU	1,989,000.00
8	X	Sultan Naga Dimaporo	LGU	1,989,000.00
9	VIII	Quinapondan	LGU	1,989,000.00
10	III	San Isidro	LGU	1,989,000.00
11	XIII	Loreto	LGU	1,989,000.00
12	XII	Lambayong	LGU	1,989,000.00
13	XI	Sta. Maria	LGU	1,989,000.00
14	CAR	Danglas	LGU	1,989,000.00
15	NCR	Quezon City	Public Attorney's Office	1,989,000.00
		15		29,835,000.00

c. Institutional Partnership Program

PCSO's Institutional Partnership Program (IPP) assists and supports various welfare agencies and charitable medical facilities nationwide by augmenting their resources to further extend charity services to poor and marginalized sectors in local communities.

In the third quarter of CY 2022, PCSO assisted 14 institutions with a total amount P4.2 million under this program.

Table 11. Institutional Partnership Program for the 3rd Quarter of CY 2022

Region	City/Municipality	Partner Agency	Amount of Assistance
NCR	Muntinlupa City	SOS Children's** Villages Inc.	300,000.00
NCR	Muntinlupa City	Philippine Jesuit Prison Service Foundation, Inc.	300,000.00

VII	Dumaguete City	Little Children of The Philippines Foundation, Inc.	300,000.00
VII	Sibulan	Bata Ng Calabnugan, Inc.	300,000.00
NCR	Las Piñas City	Dalta Jonelta Foundation, Inc.	300,000.00
V	Legazpi City	Social Action Center – Diocese of Legazpi, Inc.	300,000.00
NCR	Manila	Bahay Tuluyan Foundation, Inc.	300,000.00
II	Lal-Lo	The Good Shepherd Shelter for Children	300,000.00
II	Sta. Ana	Ugnay-Buhay Fas Pastoral Coordination Center, Inc.	300,000.00
VI		Aklan Youth Center	300,000.00
XI	Mati	Reception Study and Diagnostic Center	300,000.00
XI		Bahay Pag-Asa Davao Del Norte	300,000.00
XI		Women Development Center	300,000.00
III	San Rafael	Children’s Bible Ministries Philippines, Inc.	300,000.00
Total	14		4,200,000.00

* Amount Accrued – 2021 IPP Budget

**SOS Children’s Villages Inc. was not included in June accomplishment report

d. Endowment Fund Program

The Endowment Fund Program aids various hospitals for the procurement and upgrading of medical equipment.

PCSO provided P3 million to the Zamboanga del Norte Medical Center in Dipolog City, Zamboanga del Norte in the third quarter of 2022, which they used to purchase supplies and medicines and pay for procedures for their charity patients up to those admitted in small private rooms.

2. Medical Services Programs

a. Medicine Donation Program

The Medicine Donation Program aims to support government and non-government organizations with their advocacy on providing efficient and effective medical and healthcare services through provision of basic medicines and supplies.

From July to September 2022, the agency donated P1.04 million worth of medicines to 20 LGUs and health/government facilities.

b. Employees Consultation and Management

This program provided in-house medicines, in-house consultations from PCSO doctors, and in-house medical and dental supplies totaling P138,074.04 to 4,614 cases which include employees, their dependents, and retirees in the third quarter of CY 2022.

c. Out-Patient Services

On June 1, 2022, PCSO resumed its out-patient services for the public at the PCSO Extension Office in the City of Manila. From July to September 2022, PCSO allotted P60,582.66 for 852 individuals who were checked by PCSO doctors at the PCSO Extension Office.

d. Medical and Dental Mission

In the third quarter of 2022, PCSO held two (2) medical and dental missions where the agency provided P139,573.92 worth of assistance.

3. Compliance with Mandatory Contributions

a. Universal Health Care Program

Republic Act No. 11223, also known as the Universal Health Care Act (UHC), seeks to (a) progressively realize universal health care in the country through a systemic approach and clear delineation of roles of key agencies and stakeholders toward better performance in the health system; and (b) ensure that all Filipinos are guaranteed equitable access to quality and affordable health care, goods and services, and protected against financial risk.

The UHC mandates PCSO to remit 40% of its Charity Fund, net of documentary stamp tax payments and mandatory contributions, except for the first two years when PCSO is required to remit 50% of the 40% UHC fund pool to liquidate its IMAP/ ASAP obligations.

In September 2022, PCSO released a total of P2,579,628,268.21 to the Philhealth through the Bureau of Treasury for the UHC fund pool. This amount represents the agency's UHC share from 2019 to 2nd quarter of 2022.

b. Assistance to Government Institutions

In compliance with various laws and issuances, PCSO released a total of P2,679,071,298.50 to various institutions in the third quarter of CY 2022.

Table 12. List of Mandatory Contributions, 3rd quarter of 2022

No.	Recipients	Basis	Schedule of Release	Amount Paid
July				
1	Philippine Red Cross	RA 3867	July 2022	78,677.83
2	Cooperative Development Authority	RA 11364	July 2022	93,413.91
3	Dangerous Drugs Board (DDB)	RA 9165	July 2022	8,831,403.70
4	Commission on Higher Education (CHED)	RA 7722	July 2022	25,731,040.90
August				
1	Cooperative Development Authority	RA 11364	August 2022	86,906.74
2	Nutrition Foundation of the Philippines, Inc.	RA 4621	August 2022	93,941.69
3	Philippine Red Cross	RA 10072	August 2022	84,643.81
4	Philippine Sports Commission (PSC)	RA 6847	August 2022	84,558.59
5	Dangerous Drugs Board (DDB)	RA 9165	August 2022	2,962,068.40
6	Commission on Higher Education (CHED)	RA 7722	August 2022	28,423,157.80
September				
1	Cooperative Development Authority	RA 11364	September 2022	78,708.54
2	Quezon Institute	RA 4703	September 2022	88,650.99
3	Philippine Sports Commission (PSC)	RA 6847	September 2022	89,477.69
4	Dangerous Drugs Board (DDB)	RA 9165	September 2022	9,441,260.80
5	Commission on Higher Education (CHED)	RA 7722	September 2022	23,275,118.90
6	Philhealth (UHC)	RA 11223	September 2022	837,982,470.98 <i>(share for 1st semester, 2022)</i>
	Philhealth (UHC)	RA 11223	September 2022	1,741,645,797.23 <i>(share for 2019-2021)</i>
Total				2,679,071,298.50

c. Lotto Shares

As mandated by Executive Order No. 357, PCSO released P363,827,703.20, from January to September 2022, to Local Government Units (LGU) representing 5% share in the Lotto Charity Fund.

d. Small Town Lottery (STL) Shares

Under the STL Revised Implementing Rules and Regulations, partner agencies like the Philippine National Police (PNP), National Bureau of Investigation (NBI), and the Local Government Units (LGUs) received a total of P459,857,695.16 as STL shares from PCSO, from January to September 2022.

Table 13. STL Shares per Recipient as of YTD September 2022

Agency	STL Shares
Philippine National Police	103,042,762.61
National Bureau of Investigation	41,057,575.52
Local Government Units	315,757,357.03
Total	459,857,695.16

IV. Other Significant Accomplishments

A. Livelihood Generation for Lotto Agents

As of September 30, 2022, PCSO has 8,109 Lotto agents nationwide, which is 7.12% higher than the number of agents during the same period in 2021.

Table 14. Lotto Agents as of September 2022 vs September 2021

Area	Lotto Agents			
	As of September 2021	As of September 2022	Increase/ (Decrease)	% Increase/ Decrease
NCR	1,690	1,738	48	2.84%
NCL	1,151	1,329	178	15.46%
STBR	1,548	1,923	375	24.22%
Visayas	2,055	1,873	-182	-8.86%
Mindanao	1,126	1,246	120	10.66%
Total	7,570	8,109	539	7.12%

B. STL Authorized Agent Corporations

As of September 30, 2022, there are 86 operational STL Authorized Agent Corporations (AAC) nationwide. Below is the list of operational STL AACs as of this period.

Table 15. List of STL AACs as of September 30, 2022

No.	STL AAC	Area of Operation
National Capital Region		
1	Bet and Win Gaming Corp.	Taguig City
2	Chivalric Inc.	NCR Eastern District Marikina City Mandaluyong City San Juan City Pasig City
3	Great Minds Games and Amusement Corp	Muntinlupa City
4	Lucent Gaming and Entertainment OPC	Quezon City
Northern and Central Luzon		
REGION I - ILOCOS REGION		
5	First La Union Leisure Entertainment & Gaming Corporation	La Union
6	Grand 88 Gaming Corporation	Pangasinan
7	Lucky Pick Amusement & Development, Inc.	Province of Ilocos Norte
8	S Grande Corporation	Ilocos Sur
REGION II - CAGAYAN VALLEY		
9	Grand 88 Gaming Corporation	Province of Isabela excluding Santiago City
10	Hit It Big Gaming Corporation	Province of Cagayan
11	Hit It Big Gaming Corporation	Quirino
12	King's 810 Gaming Corporation	Nueva Vizcaya
REGION III - CENTRAL LUZON		
13	CTG Prime Ventures Inc.	Province of Nueva Ecija
14	Diamond Gaming & Research Center Corporation	Bulacan
15	GIPC Gaming and Amusement Center	Zambales Excluding Olongapo City
16	Golden Matrix Gaming & Amusement Corp.	Olongapo City, Zambales
17	Goldenprime Amusement, Inc.	Aurora
18	Lake Tahoe Gaming & Amusement Corporation	Angeles City, Pampanga
19	Northtrails Resources Inc.	Tarlac
20	Suncove Corporation	Province of Pampanga Excluding Angeles City
21	Sunset Bay Research & Marketing Corporation	Bataan Province
REGION XIV - CORDILLERA ADMINISTRATIVE REGION (CAR)		
22	Clash of Clans Gaming Corporation	Ifugao
23	D'oro Tigre Corporation	Abra

24	Mountain View Games of Chance Corporation (1)	Province of Apayao
25	Mountain View Games of Chance Corporation (2)	Province of Kalinga
26	Pines Estate and Gaming Corporation (1)	Baguio City
27	Pines Estate and Gaming Corporation (2)	Province of Benguet Excluding Baguio City
Southern Tagalog and Bicol Region		
REGION IV-A - CALABARZON		
28	Batangas Enhanced Technology Systems, Inc.	Province of Batangas
29	Nineteen Aces Gaming and Amusement Corp.	Province of Rizal
30	Pirouette Corporation	Quezon Province
31	Ramloid Gaming Corporation	Province of Laguna including San Pablo City
REGION IV - MIMAROPA		
32	Bet and Win Gaming Corp.	Oriental Mindoro
33	Cinco Derecho Gaming Corp	Marinduque
34	Cinco Derecho Gaming Corp	Palawan
35	Philprize Agent Amusement Corporation	Puerto Princesa City, Palawan
36	Pines Estate and Gaming Corporation (3)	Romblon
REGION V - BICOL REGION		
37	Evenchance Gaming Corporation	Camarines Sur
38	Oceania Sur Gaming Corporation	Province of Sorsogon
39	Stemmm Gaming Corporation	Camarines Norte
Visayas		
REGION VI - WESTERN VISAYAS		
40	7 Aces Games and Amusement Corp.	Province of Iloilo excluding Iloilo City
41	888 Good Fortune Gaming Venture Corp	Antique Province
42	888 Good Fortune Gaming Venture Corp	Capiz Province
43	Great Lion Gaming Ventures Incorporated	Aklan Province
44	Iloilo Small Town Lottery Gaming Corporation	Guimaras
45	Iloilo Small Town Lottery Gaming Corporation	Iloilo City
46	Super Lucky Beagler, Inc. (1)	Negros Occidental excluding Bacolod City
47	Super Lucky Beagler, Inc. (2)	Bacolod City
REGION VII - CENTRAL VISAYAS		

48	Alpha Maximum Gaming Corporation	Province of Bohol
49	Four Aces Resources Mngt. Corporation	Negros Oriental
50	LTS Advance, Inc.	Cebu City
51	Lucky 7 Games and Amusement Corporation	Lapu-Lapu City
52	Piona Trading and Supply Corporation	Mandaue City
53	Redcarpet Gaming Corporation	Province of Siquijor
54	Saturn Gaming N' Amusement Corporation (1)	Cebu Province excluding Metro Cebu
REGION VIII - EASTERN VISAYAS		
55	Berich Online Gaming and Amusement Inc.	Western Samar
56	Mavta Gaming and Leisure Corporation	Northern Samar
57	Saturn Gaming N' Amusement Corporation (2)	Southern Leyte
58	System Development and Ventures Corporation	Eastern Samar
59	Victoria Development and Venture Corporation	Biliran
60	Victoria Development and Venture Corporation	Leyte
61	Victoria Development and Venture Corporation	Tacloban City
Mindanao		
REGION IX - ZAMBOANGA PENINSULA		
62	1028 Gaming and Entertainment Inc.	Zamboanga Sibugay
63	Fairways Management and Gaming Corporation (3)	Zamboanga Del Norte
64	Oro Jackpot Gaming Corporation	Zamboanga City
REGION X - NORTHERN MINDANAO		
65	Diamond Millennium Corporation (1)	Cagayan De Oro City
66	Diamond Millennium Corporation (2)	Misamis Oriental excluding Cagayan de Oro City
67	Glowing Fortune OPC	Lanao del Norte
68	STL Donel Philippines Corporation	Misamis Occidental
69	Trento Gaming and Leisure Corporation (2)	Bukidnon
REGION XI - DAVAO REGION		
70	Alpha Maximum Gaming Corporation	DAVAO OCCIDENTAL
71	Beato Gioco Lottery inc	Davao Del Norte
72	Oro Swerte Gaming & Leisure Corporation	Davao de Oro
73	Provident Marketing and Mobile Enterprises Inc. (3)	Province of Davao Del Sur Excluding Davao City
74	Provident Marketing and Mobile Enterprises Inc. (4)	Davao Oriental
REGION XII - SOCCSKSARGEN		

75	Jelbert Rising Sun Corporation	Sultan Kudarat
76	JGM Gaming and Leisure Corporation (2)	Saranggani
77	JY Archers Games and Entertainment Corp.	South Cotabato
78	Miracle Pick Gaming Corporation	North Cotabato
79	Trento Gaming and Leisure Corporation (1)	General Santos City
REGION XIII - CARAGA REGION		
80	JGM Gaming and Leisure Corporation (1)	Surigao Del Norte
81	Ouano Gaming and Leisure Corporation	Agusan Del Sur
82	Provident Marketing and Mobile Enterprises Inc. (1)	Agusan Del Norte
83	Sweeteva Online Gaming and Amusement Corporation	Surigao Del Sur
BANGSAMORO AUTONOMOUS REGION IN MUSLIM MINDANAO (BARMM)		
84	Jelbert Rising Sun Corporation	Maguindanao
85	Provident Marketing and Mobile Enterprises Inc. (2)	Cotabato City
86	Zian Gaming Recreation Inc.	Basilan

These STL AACs provided jobs for 250,745 sales representatives or *cobradores* and 20,567 sales supervisors or *caboos*.

Table 16. STL Job Generation as of September 2022

AREA	SALES REPRESENTATIVE (COBRADORES)				SALES SUPERVISOR (CABOES)			
	As of Sep 2021	As of Sep 2022	Increase/ (Decrease)	Increase/ Decrease (%)	As of Sep 2021	As of Sep 2022	Increase/ (Decrease)	Increase/ Decrease (%)
NCR	400	4,309	3,909	977.25%	60	503	443	738.33%
NCL	101,505	129,283	27,778	27.37%	7,126	12,084	4,958	69.58%
STBR	53,489	71,071	17,582	32.87%	5,330	6,554	1,224	22.96%
VIS	30,167	46,082	15,915	52.76%	854	1,426	572	66.98%
MIN	13,096	14,684	1,588	12.13%	2,199	2,428	229	10.41%
TOTAL	185,561	250,745	65,184	35.13%	13,370	20,567	7,197	53.83%

C. Conduct of 2022 Mid-Year Operational Review

The PCSO held the Mid-Year Operational Review on July 26, 2022, at the Marco Polo Hotel in Ortigas, Pasig City. During the activity, which was facilitated by Mr. Audie B. Masigan, the management assessed the agency's performance for the first semester of 2022 and addressed the issues and challenges that the agency has been facing to meet the targets by the end of the year.

D. Conduct of 2023 Strategic Planning Workshop

On August 25 and 26, 2022, PCSO held a Strategic Planning Workshop for CY 2023 at the EDSA Shangri-La Hotel in Mandaluyong City. During the two-day workshop, top management revisited the agency's Strategy Map, which includes PCSO's vision, mission, and core values, as well as discussed and planned the 2023 Performance Scorecard, which is a requirement of the Governance Commission for GOCCs (GCG). Moreover, PCSO aligned its goals with President Ferdinand "Bongbong" Marcos, Jr.'s six-year plan, including digitalization, which makes automation possible to improve efficiency of services and provide value-producing opportunities.

V. Contribution to Nation-Building

A. Tax Remittances

PCSO contributes to nation-building by diligently paying its taxes to the Bureau of Internal Revenue (BIR).

The Agency paid the BIR a total of P3,626,713,261.82 from July to September 2022. The Documentary Stamp Tax accounts for 85.16% of all taxes paid, amounting to P3,088,593,298.60 (Table 17).

Table 17. Taxes Paid for the 3rd Quarter of CY 2022

Type of Tax or Payment	Amount Paid	% Share
Final Income Tax – 20% winnings	233,487,663.72	6.44%
Creditable Income Taxes Withheld (Expanded)	167,854,000.11	4.63%
Value Added Tax and Other Percentage Withheld	113,480,134.75	3.13%
Documentary Stamp Tax	3,088,593,298.60	85.16%
Taxes Withheld on Compensation	23,298,164.64	0.64%
Total	3,626,713,261.82	100.00%

VI. Customer Feedback Mechanisms

To be accessible and responsive to its customers, PCSO employs a variety of methods to generate and act on external feedback, such as inquiries, complaints, suggestions, as well as commendations/compliments made to PCSO.

These methods and mechanisms include the Office of the President's 8888 hotline system, the online feedback, and the official PCSO social media accounts.

A. 8888 Hotline

The PCSO achieved a 100% resolution rate for calls in the 8888 hotline, answering and resolving 1,445 out of 1,445 concerns/complaints received in the third quarter of CY 2022.

Table 18. Summary of 8888 Hotline for the 3rd Quarter of CY 2022

Month	Requests/ concerns/ complaints Received	Requests/ concerns/ complaints Closed
July	552	552
August	451	451
September	442	442
Total	1,445	1,445

B. Online Feedback

PCSO responded to 98.91% of online feedbacks received during the 3rd quarter of 2022 and referred five (5) concerns to respective units, as summarized below.

Table 19. Online Feedback for the 3rd Quarter of CY 2022

Month	Received	Replied	Referred to and replied by concerned units
July	169	167	2
August	147	144	3
September	143	143	0
Total	459	454	5

C. PCSO Social Media Accounts

PCSO's official social media accounts serve also as portals and communication channels with the Agency's customers. *Figure 9* below shows the Agency's Facebook presence via the official PCSO page and the PCSO Games Hub.

