



**Philippine Charity
Sweepstakes Office
Accomplishment Report
First Quarter, CY 2024**

TABLE OF CONTENTS

I. Introduction	4
II. About PCSO	4
III. Operational Accomplishments	6
<i>A. Fund Generation Activities</i>	6
<i>B. Jackpot Winners</i>	9
<i>C. Fund Provision Activities</i>	10
1. Charity Programs.....	11
2. Compliance with Mandatory Contributions	17
3. Corporate Social Responsibility (CSR) Initiatives.....	18
<i>D. Other Significant Accomplishments</i>	19
1. Gender and Development (GAD) Activities	19
2. Conduct of Marketing Activities.....	20
IV. Contributions to Nation-Building	20
<i>A. Tax Remittances</i>	20
V. Customer Feedback Mechanisms	20
<i>A. 8888 Hotline</i>	21
<i>B. Online Feedback</i>	21
<i>C. PCSO Social Media Accounts</i>	21

LIST OF TABLES

Table 1 PCSO Retail Receipts, 1st Quarter, 2024 and 2023	6
Table 2 Lotto Retail Receipts, 1st Quarter, CY 2024	7
Table 3 Digit Games Retail Receipts, 1st Quarter, CY 2024	8
Table 4 STL Monthly Retail Receipts, 1st Quarter, 2024 and 2023	8
Table 5 Number of Jackpot Winners and Total Winnings, 1 st Quarters of 2023 and 2022	9
Table 6 Jackpot Winners and Jackpot Prizes per Game, 1st Quarter, 2024	9
Table 7 Summary of Fund Provision Activities, 1st Quarter, 2024 and 2023	10
Table 8 Breakdown of MAP Assistance, 1st Quarter, CY 2024	11
Table 9 Breakdown of Regular MAP Assistance, 1st Quarter, 2024	12
Table 10 Breakdown of MAP Assistance in Malasakit Centers, 1st Quarter, 2024	13
Table 11 Breakdown of MAP Assistance for Catastrophic Illnesses, 1st Quarter, CY 2024	13
Table 12 List of IPP Recipients, 1st Quarter, CY 2024	14
Table 13. List of MTVDP Recipients, 1 st Quarter, CY 2024	14
Table 14 Breakdown of Medical and Dental Missions Conducted, 1st Quarter, CY 2024	16
Table 15 Mandatory Contributions Released, 1st Quarter, 2024 vs 1st Quarter, CY 2023	17
Table 16 Breakdown of Medical and Assistive Devices Distributed, 1st Quarter, CY 2024	18
Table 17 Breakdown of Food Packs Distributed, 1 st Quarter CY 2024	19
Table 18 Breakdown of Taxes Paid, 1st Quarter, CY 2024	20
Table 19 PCSO Taxes Paid to BIR, 1st Quarter, CY 2024 vs 1 st Quarter, CY 2023	20
Table 20 Summary of 8888 Hotline, 1st Quarter, CY 2024	21
Table 21 Summary of Online Feedback, 1st Quarter, CY 2024	21

LIST OF FIGURES

Figure 1 PCSO Gross Receipts	5
Figure 2 Allocation of Net Receipts	5
Figure 3 Breakdown of PCSO Games, 1st Quarter, 2024	6
Figure 4 Lotto Retail Receipts per Game, 1st Quarter, 2024	7
Figure 5 Digit Games Retail Receipts, 1st Quarter, 2024	8
Figure 6 Total Jackpot Prize Winnings per Lotto Game, 1st Quarter, CY 2024	9

I. Introduction

This report covers the operational and administrative accomplishments, contributions to nation-building, and results of the customer feedback mechanisms of the Philippine Charity Sweepstakes Office (PCSO) for the period January to March 31, 2024.

When possible, for-the-period information is compared to PCSO's performance for the same period in 2023. This document is prepared for purposes of fulfilling the Agency's reporting accountabilities to the Office of the President and the Governance Commission for Government-Owned and -Controlled Corporations (GOCCs).

II. About PCSO

The Philippine Charity Sweepstakes Office (PCSO) is a 100% Government-Owned and Controlled Corporation (GOCC) under the Office of the President.

In March 1935, then President Manuel L. Quezon approved Act 4130 – the law passed by the Philippine Legislature on October 30, 1934 creating the Philippine Charity Sweepstakes Office, replacing the then National Charity Sweepstakes. On June 18, 1954, Republic Act 1169 (PCSO Charter), was enacted into law providing for charity sweepstakes and lotteries once a month when there are no Sweepstakes draws and races. The PCSO has since then remained to be the indispensable charity arm of the government, frequently summoned to provide funding for essential health and welfare activities and projects nationwide.

The mandate of the Philippine Charity Sweepstakes Office (PCSO) is to conduct lottery games to raise revenues and provide funds for health-, medical-, and welfare-related activities and charities of national character.

Vision

The PCSO is the principal government agency committed to excellence in generating sustainable funds for health programs and charities of national character through responsible gaming towards a prosperous, inclusive, and resilient society.

Mission

- We hold and conduct transparent sweepstakes races, lotteries, and other similar activities;
- We provide responsive assistance to eligible recipients and beneficiaries;
- We continuously develop our people, innovate, and improve our products and services; and
- We establish strong partnerships with responsible agents and stakeholders.

Core Values

Patriotism | **I**ntegrity | **E**xcellence | **S**pirituality | **C**ompassion

Revenue Allocation

Section 6 of Republic Act No. 1169, otherwise known as the PCSO Charter, provides that the net receipts (gross receipts less 2% printing cost), as shown in *Figure 1*, is divided among three distinct funds: the Prize Fund at 55%, the Charity Fund at 30%, and lastly, the Operating Fund at 15% of the net receipts (*Figure 2*).

The **Prize Fund**, which accounts for 55% of the net receipts, is used to pay prizes for holders and sellers of winning tickets. Unclaimed prizes or balances in the Prize Fund revert to and become part of the Charity Fund after one (1) year.

The **Charity Fund**, which is 30% of the net receipts, is used exclusively to finance and support health programs, medical assistance and services, and/or charities of national character.

The **Operating Fund** consists of 15% of net receipts and is used to support the PCSO's day-to-day operating/maintenance and capital expenditures. Unutilized Operating Fund at the end of the fiscal year becomes part of the Charity Fund.

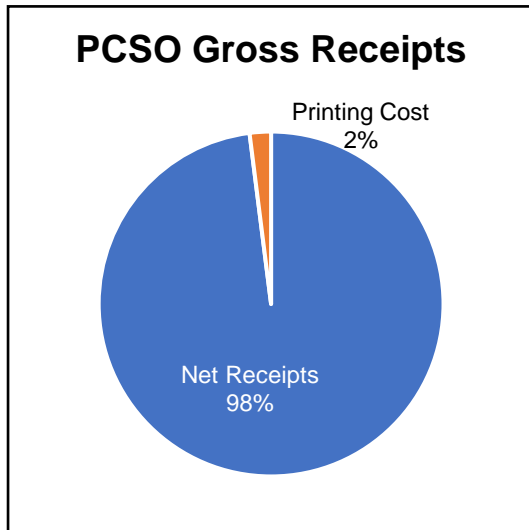


Figure 1 PCSO Gross Receipts

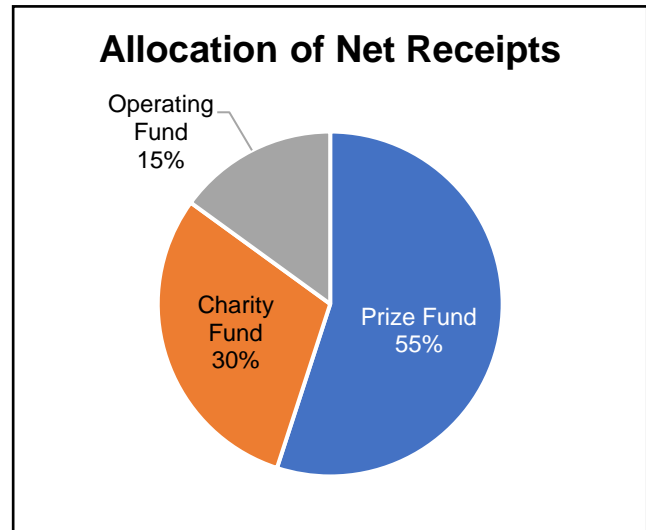


Figure 2 Allocation of Net Receipts

III. Operational Accomplishments

A. Fund Generation Activities

The Philippine Charity Sweepstakes Office (PCSO) started CY 2024 strong by generating a total of P16,246,392,559.67 from January to March 2024.

PCSO's total retail receipts earned from games for the first quarter of 2024 vis-à-vis the 2023 retail receipts has a 7.25% increase compared to the first quarter of the previous year. The Lotto and Digit games and the Small Town Lottery increased by 14.34% and 2.04% respectively, while the National Instant Sweepstakes Program decreased by 57.64% (Table 1).

Table 1 PCSO Retail Receipts, 1st Quarter, 2024 and 2023

PCSO Games	Retail Receipts		Variance (%)
	1st quarter, 2024	1st quarter, 2023	
Lotto and Digit Games	8,476,571,550.00	7,413,360,490.00	14.34%
Small Town Lottery	7,682,321,009.67	7,528,907,830.71	2.04%
National Instant Sweepstakes Program	87,500,000.00	206,549,697.18	-57.64%
Total	16,246,392,559.67	15,148,818,017.89	7.25%

Based on Figure 3, the Lotto including Digit Games is the biggest earner for this quarter contributing 52% to the total revenues raised. This is followed by STL with 47%, and National Instant Sweepstakes Program (NISP) contributing 1% of the total retail receipts.

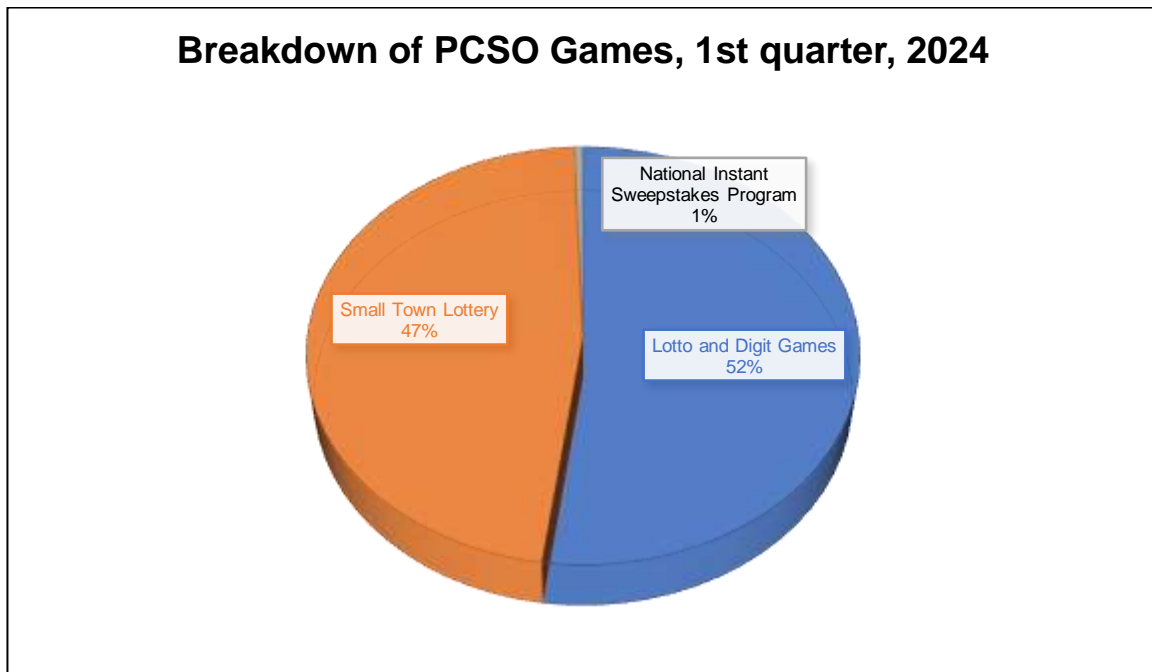


Figure 3 Breakdown of PCSO Games, 1st Quarter, 2024

Based on Table 2, the lotto games contributed P5,298,193,500.00 to the total first quarter sales. Ninety-seven percent (97%) of the lotto sales (P5,118,319,860.00) came from the Philippine Lottery System (PLS) or those tickets bought from physical lotto outlets nationwide, while 3% of the lotto sales (P179,873,640.00) were generated from the PCSO's online platform E-Lotto which was launched in December 2023 and is currently on a test-run. The E-Lotto may be accessed through elotto.pcsso.gov.ph.

Table 2 Lotto Retail Receipts, 1st Quarter, CY 2024

Lotto Game	Retail Receipts (1 st Quarter, 2024)		Total
	Philippine Lottery System (PLS)	E-Lotto	
Lotto 6/42	741,803,160.00	23,948,580.00	765,751,740.00
Mega Lotto 6/45	874,514,120.00	26,946,140.00	901,460,260.00
Super Lotto 6/49	1,254,263,700.00	39,698,440.00	1,293,962,140.00
Grand Lotto 6/55	1,304,400,000.00	52,582,800.00	1,356,982,800.00
Ultra Lotto 6/58	943,338,880.00	36,697,680.00	980,036,560.00
Total	5,118,319,860.00	179,873,640.00	5,298,193,500.00

Among the lotto games, the Grand Lotto 6/55 generated the highest revenue of P1.36 Billion while Lotto 6/42 generated the lowest retail receipts with P765 Million as shown in Figure 4.

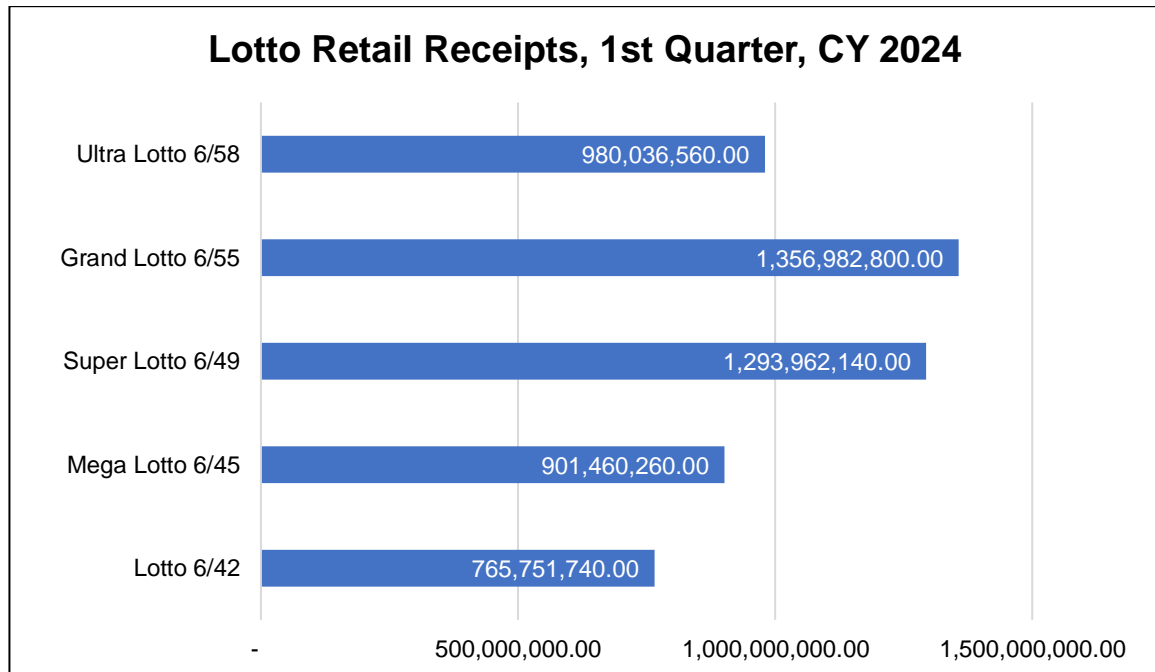


Figure 4 Lotto Retail Receipts per Game, 1st Quarter, 2024

Meanwhile, the digit games posted a total of P3,178,378,050.00 from January to March 2024. Digit Games' retail receipts of P3,090,955,170.00 came from the PLS, while P87,422,880.00 came from the E-Lotto (Table 3).

Table 3 Digit Games Retail Receipts, 1st Quarter, CY 2024

Digit Game	Retail Receipts (1 st Quarter, 2024)		Total
	Philippine Lottery System (PLS)	E-Lotto	
2D Lotto	1,704,999,920.00	29,503,580.00	1,734,503,500.00
3D Lotto	1,156,400,010.00	44,169,620.00	1,200,569,630.00
4D Lotto	118,559,990.00	6,180,830.00	124,740,820.00
6D Lotto	110,995,250.00	7,568,850.00	118,564,100.00
Total	3,090,955,170.00	87,422,880.00	3,178,378,050.00

Based on Figure 5, the highest contributor is the 2D with P1,734,503,500.00, while 6D contributed the least with P118,564,100.00.

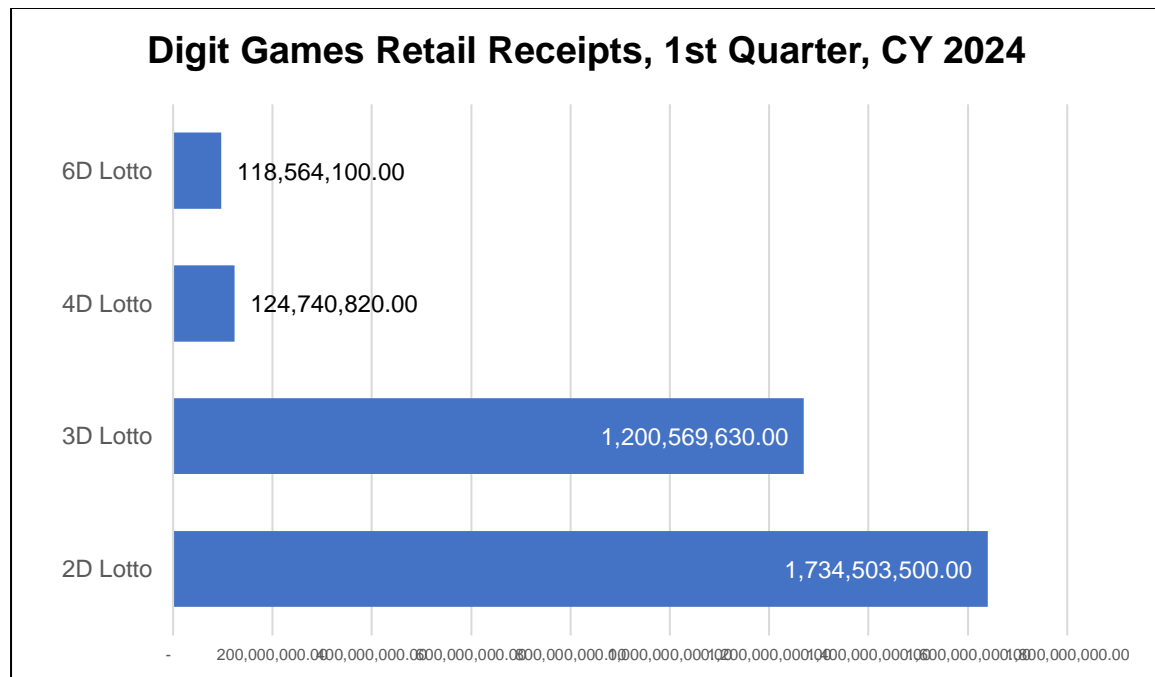


Figure 5 Digit Games Retail Receipts, 1st Quarter, 2024

Lastly, the Small Town Lottery (STL) generated P7,682,321,009.67, 2.04% higher than the retail receipts generated during the same period in 2023 amounting to P7.53 Billion. Table 4 shows the monthly retail receipts of STL from January to March 2024.

Table 4 STL Monthly Retail Receipts, 1st Quarter, 2024 vs 2023

Month	2024	2023	% Inc/Dec
January	2,599,842,038.00	2,491,498,548.00	4.35%
February	2,684,182,875.67	2,502,082,501.71	7.28%
March	2,398,296,096.00	2,535,326,781.00	-5.40%
Total	7,682,321,009.67	7,528,907,830.71	2.04%

B. Jackpot Winners

Twenty-seven (27) lotto players became instant millionaires for winning the jackpots of the lotto in the 1st quarter of 2024 compared to twenty-six (26) jackpot winners during the same period in 2023. For this quarter, a total amount of P2,126,333,623.40 was given as jackpot prizes.

Table 5 Number of Jackpot Winners and Total Winnings, 1st Quarters of 2023 and 2022

	1 st Quarter, 2024	1 st Quarter, 2023
Number of Jackpot Winners	27	26
Total Jackpot Winnings	P2,126,333,623.40	P1,002,595,185.60

During the period, fourteen (14) lucky players won in the Lotto 6/42 game, nine (9) players won in the Mega Lotto 6/45, two (2) lotto players won in the Super Lotto 6/49 and one player each won in the Grand Lotto 6/55 and Ultra Lotto 6/58 (Table 6).

Table 6 Jackpot Winners and Jackpot Prizes per Game, 1st Quarter, 2024

Lotto Game	No. of Jackpot Winners	Net Jackpot Prize (less 1% commission)
Lotto 6/42	14	261,430,564.80
Mega Lotto 6/45	9	286,175,740.00
Super Lotto 6/49	2	704,760,084.20
Grand Lotto 6/55	1	698,806,269.20
Ultra Lotto 6/58	1	175,160,965.20
Total	27	2,126,333,623.40

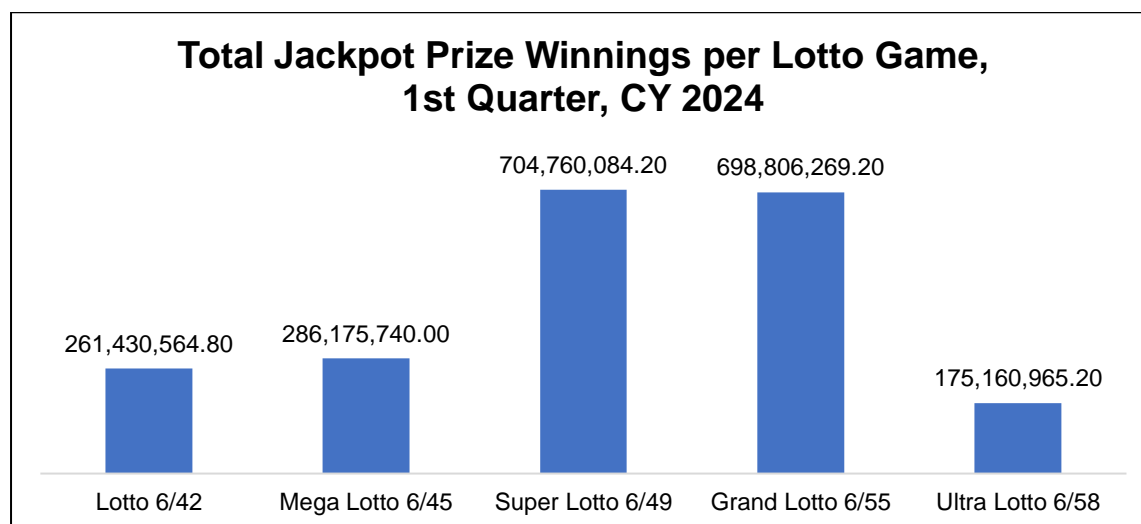


Figure 6 Total Jackpot Prize Winnings per Lotto Game, 1st Quarter, CY 2024

Meanwhile, Figure 6 shows the jackpot prize winnings from January to March 2024 where Super Lotto 6/49 had the highest jackpot prize share amounting to P704.76 Million while the lowest jackpot prize winning is from Ultra Lotto 6/58 with P175.16 Million.

C. Fund Provision Activities

The PCSO provides funds through its various charity and medical programs and services like the Medical Access Program (MAP), Institutional Partnership Program, Medical Transport Vehicle Donation Program (MTVDP), Medical Equipment Donation Program, and Medicine Donation Program, among others.

From January to March 2024, the PCSO assisted 103,903 individuals and 91 partner institutions and Local Government Units (LGUs) by providing a total of P1,042,099,733.29. Table 7 shows the performance of PCSO's charity programs for the period.

Table 7 Summary of Fund Provision Activities, 1st Quarter, 2024 and 2023

No.	Period	1st Quarter, 2024		1st Quarter, 2023	
	Program	No. of Beneficiaries	Amount of Assistance	No. of Beneficiaries	Amount of Assistance
1-A	Regular Medical Access Program (MAP)	84,051	730,159,332.87	55,131	344,664,225.47
1-B	Medical Access in Malasakit Centers Program (MAM)	13,585	163,127,604.81	5,679	66,245,171.78
1-C	MAP Catastrophic Illnesses	4	2,200,000.00	-	-
2	Institutional Partnership Program	3	1,080,000.00	1	300,000.00
3	Medical Transport Vehicle Donation Program (MTVDP)	68	144,160,000.00	-	-
4	Medical Equipment Donation Program	-	-	4	63,623,000.00
5	Medicine Donation Program (Main and Branch Offices)	13	1,019,146.14	153	3,575,768.00
6	Medical and Dental Mission	7	126,263.18	2	111,520.45
7	Multi-Specialty Clinic	721	3,576.50	60	-
8	Out-Patient Services	1,016	102,254.00	745	24,274.07
9	Employees Consultation and Management (including dependents and retirees)	4,521	121,555.79	5,611	36,200.36

10	Ambulance Conduction	5	-	-	-
	Total Individuals	103,903	1,042,099,733.29	67,226	478,580,160.13
	Total Partner Agencies	91		160	

Note: subject to adjustments

The succeeding sections detail the accomplishments of PCSO's fund provision activities through its programs and services.

1. Charity Programs

a. Medical Access Program (MAP)

The MAP assists male and female individuals with health-related problems who seek financial help, which is embedded on the premise of augmenting their funds, in partnership with government and private hospitals, health facilities, medicine retailers and other partners. Under the MAP, there are three categories: (1) Regular MAP; (2) Medical Access in Malasakit Centers Program (MAM); and (3) MAP for Catastrophic Illnesses.

For the first quarter, a total of 97,640 patients benefitted from the MAP, where PCSO provided a total of P895,486,937.68 worth of assistance (Table 8).

Table 8 Breakdown of MAP Assistance, 1st Quarter, CY 2024

No.	MAP Category	No. of Beneficiaries	Amount of Assistance
1	Regular Medical Access Program (MAP)	84,051	730,159,332.87
2	Medical Access in Malasakit Centers Program (MAM)	13,585	163,127,604.81
3	MAP Catastrophic Illnesses	4	2,200,000.00
	Total	97,640	P895,486,937.68

The following sub-sections details the MAP assistance for various categories.

i. Regular Medical Access Program

The Regular Medical Access Program provides assistance to persons with health-related problems in partnership with government and private hospitals, health facilities, medicine retailers, and other partners. Services covered by the program are confinement, erythropoietin (dialysis injection), chemo drugs, specialty medicines, hemodialysis, laboratory (blood chemistry), diagnostic, and imaging procedures, and implant/medical devices.

Patients availing of the Regular MAP are served through the PCSO Head Office and Branch Offices nationwide. For the first quarter, the PCSO released

P730,159,332.87 million as assistance to 84,051 beneficiaries under the Regular MAP.

In terms of sex disaggregated data, the patients served are almost equal where there are 42,327 male beneficiaries (50.36%) and 41,724 females (49.64%) who received assistance from the MAP.

In terms of nature of requests, confinement is the top requested assistance with 39,275 requests, followed by dialysis injections with 33,837 requests. Ranking third is chemodrugs with 5,511 requests. Other requests of patients may be found in Table 9.

Table 9 Breakdown of Regular MAP Assistance, 1st Quarter, 2024

No.	Nature of Requests	Male		Female		Total	
		Amount	No. of Patients	Amount	No. of Patients	Amount of Assistance	No. of Patients
1	Confinement	234,794,693.66	19,855	216,764,641.98	19,420	451,559,335.64	39,275
2	Dialysis Injections	86,499,535.67	18,701	71,107,411.34	15,136	157,606,947.01	33,837
3	Chemo Drugs	19,518,932.68	1,420	49,893,626.68	4,091	69,412,559.36	5,511
4	Radiation Therapy	1,438,702.00	96	4,594,023.65	324	6,032,725.65	420
5	Hemophilia Medicines	807,898.61	51	35,700.30	2	843,598.91	53
6	Rheumatoid Arthritis	374,483.96	23	630,613.63	50	1,005,097.59	73
7	Anti-Lupus Medicines	401,261.03	19,855	1,031,296.27	122	1,432,557.30	174
8	Immunocompromised Diseases (Ivig)	52,200.00	5	151,320.00	12	203,520.00	17
9	Psoriasis Medicines	324,862.24	16	651,797.68	37	976,659.92	53
10	Orphan Disease Medicines	17,091.70	2	10,000.00	1	27,091.70	3
11	Idiopathic Thrombocytopenic Purpura (Itp)	167,843.32	17	137,460.56	12	305,303.88	29
12	Thalassemia	50,000.00	5	60,113.31	5	110,113.31	10
13	Neuro-Psychiatric Medicines	1,154,203.80	203	1,203,843.76	186	2,358,047.56	389
14	Laboratory/ Diagnostics Procedures	13,163,836.68	1,652	17,525,164.49	2,167	30,689,001.17	3,819
15	Bone Implants	2,075,900.00	83	1,397,000.00	42	3,472,900.00	125
16	Pacemakers	10,000.00	1	55,000.00	4	65,000.00	5
17	Septal Occluders	-	-	-	-	-	-
18	PCI Devices	-	-	-	-	-	-
19	Valves	-	-	-	-	-	-
20	Post-Transplant Medicines	2,363,339.15	145	1,695,534.72	113	4,058,873.87	258
	Total	363,214,784.50	42,327	366,944,548.37	41,724	730,159,332.87	84,051

Note: subject to adjustments

ii. Medical Access in Malasakit Centers (MAM) Program

Republic Act No. 11463 or the Malasakit Center Act seeks to establish Malasakit Centers in hospitals run by the Department of Health nationwide. These centers serve as a one stop-shop that provides financial and medical assistance to indigent and financially incapacitated. These centers are created for Filipinos to have a convenient, free of charge, accessible and efficient medical services.

During the first quarter, the PCSO assisted 13,585 beneficiaries from Malasakit Centers nationwide, with assistance amounting to P163,127,604.81. (Table 10).

Table 10 Breakdown of MAP Assistance in Malasakit Centers, 1st Quarter, 2024

No.	Nature of Requests	Male		Female		Total	
		Amount	No. of Patients	Amount	No. of Patients	Amount	No. of Patients
1	Confinement	50,558,290.87	3,645	38,409,747.06	2,967	88,968,037.93	6,612
2	Dialysis Injection	2,273,055.91	498	1,684,670.00	368	3,957,725.91	866
3	Chemo Drugs	6,398,782.77	402	17,319,012.33	1,376	23,717,795.10	1,778
4	Radiation Therapy	200,500.00	18	520,200.00	50	720,700.00	68
5	Hemophilia Medicine	60,000.00	3	-	-	60,000.00	3
6	Rheumatoid Arthritis	20,000.00	1	136,058.00	8	156,058.00	9
7	Anti-Lupus	19,916.50	1	-	-	19,916.50	1
8	Immunocompromised Diseases (Ivig)	25,000.00	2	32,000.00	2	57,000.00	4
9	Psoriasis	353,788.06	20	296,000.00	15	649,788.06	35
10	Orphan Disease	-	-	-	-	-	-
11	Idiopathic Thrombocytopenic Purpura (Itp)	102,600.00	7	238,000.00	13	340,600.00	20
12	Thalassemia	30,000.00	2	80,000.00	4	110,000.00	6
13	Neuro-Psychiatric Medicines	-	-	-	-	-	-
14	Laboratory/ Diagnostics Procedures	11,117,357.36	1,379	14,870,474.83	1,793	25,987,832.19	3,172
15	Bone Implant	9,136,984.21	454	4,787,366.91	261	13,924,351.12	715
16	Pacemaker	-	-	10,000.00	1	10,000.00	1
17	Septal Occluder	-	-	-	-	-	-
18	Pci Device	10,000.00	1	10,000.00	1	20,000.00	2
19	Valves	-	-	-	-	-	-
20	Post-transplant	1,946,000.00	125	2,481,800.00	168	4,427,800.00	293
	Total	82,252,275.68	6,558	80,875,329.13	7,027	163,127,604.81	13,585

Note: subject to adjustments

iii. MAP Catastrophic Illnesses

The PCSO MAP also covers expenses for catastrophic illnesses particularly for kidney/liver transplant and coronary artery bypass graft. From January to March 2024, PCSO helped four (4) male patients suffering from catastrophic illnesses with their treatment by providing assistance totaling to P2,200,000.00.

Table 11 Breakdown of MAP Assistance for Catastrophic Illnesses, 1st Quarter, CY 2024

No.	Nature of Request	Male		Female		Total	
		Amount	No. of patients	Amount	No. of patients	Amount of Assistance	No. of patients
1	Kidney Transplant	1,200,000.00	2	-	-	1,200,000.00	2
2	Coronary Artery Bypass Graft (CABG)	1,000,000.00	2	-	-	1,000,000.00	2
	Total	2,200,000.00	4	-	-	2,200,000.00	4

b. Institutional Partnership Program (IPP)

This program assists various welfare agencies and charitable medical facilities to further extend the charity services of the government, particularly in the medical and health needs of the poor and disadvantaged sector in the local communities.

From January to March 2024, PCSO released a total of P1,080,000.00 to three (3) partner agencies.

Table 12 List of IPP Recipients, 1st Quarter, CY 2024

Region	Province	City/ Municipality	Partner Agency	Amount of Assistance
VI	Iloilo	Iloilo City	Bidlisiw Foundation, Inc.	300,000.00
IV-A	Cavite	Silang	Casa Dei Bambini San Giuseppe, Inc.	480,000.00
II	Cagayan Valley	Tuguegarao	Philippine Tuberculosis Society, Inc. – Cagayan Chest Clinic and Dispensary	300,000.00
Total				P1,080,000.00

c. Medical Transport Vehicle Donation Program (MTVDP)

This program provides medical transport vehicles to LGUs located in conflict-stricken areas and vulnerable communities and Geographically Isolated and Disadvantaged Areas (GIDAs) to enable them to safely transport patients to, from, and between locations with most efficient access to places of treatment by land, water, and areas of rough and mountainous terrain.

For the 1st quarter of 2024, PCSO released a total of P144,160,000.00 to 68 LGUs and institutions. Table 13 shows the list of MTVDP recipients for this quarter.

Table 13. List of MTVDP Recipients, 1st Quarter, CY 2024

No.	Region	Province	City/ Municipality	Recipient	Amount of Assistance
1	II	Cagayan	Amulung	LGU	2,120,000.00
2	IV-A	Quezon	Real	LGU	2,120,000.00
3	IV-A	Quezon	San Antonio	LGU	2,120,000.00
4	I	Ilocos Sur	Salcedo	LGU	2,120,000.00
5	I	Ilocos Norte	San Nicolas	LGU	2,120,000.00
6	II	Isabela	Santo Tomas	LGU	2,120,000.00
7	III	Bataan	Samal	LGU	2,120,000.00
8	VI	Iloilo	Janiuay	LGU	2,120,000.00
9	VI	Antique	San Jose de Buenavista	LGU	2,120,000.00
10	VII	Cebu	Daanbantayan	LGU	2,120,000.00
11	VII	Bohol	Clarín	LGU	2,120,000.00
12	VIII	Leyte	Magtag-ob	LGU	2,120,000.00

13	X	Misamis Oriental	Tagoloan	LGU	2,120,000.00
14	CAR	Apayao	Kabugao	Apayao Provincial Hospital	2,120,000.00
15	V	Catanduanes	Bato	Bato Maternity and Children's Hospital	2,120,000.00
16	NCR	Metro Manila	Mandaluyong City	Medical Services Department	2,120,000.00
17	IV-A	Sta. Teresita	Batangas	LGU	2,120,000.00
18	X	Lanao del Norte	Matungao	LGU	2,120,000.00
19	I	Ilocos Sur	Sigay	LGU	2,120,000.00
20	I	Ilocos Sur	Lidlidda	LGU	2,120,000.00
21	I	Pangasinan	Balungao	LGU	2,120,000.00
22	I	La Union	Sudipen	LGU	2,120,000.00
23	I	La Union	Caba	LGU	2,120,000.00
24	III	Bulacan	Pulilan	LGU	2,120,000.00
25	III	Nueva Ecija	Aliaga	LGU	2,120,000.00
26	III	Zambales	San Antonio	LGU	2,120,000.00
27	IV-A	Cavite	Gen Emilio Aguinaldo	LGU	2,120,000.00
28	IV-A	Cavite	Gen. Mariano Alvarez	LGU	2,120,000.00
29	IV-A	Cavite	Silang	LGU	2,120,000.00
30	IV-A	Laguna	Magdalena	LGU	2,120,000.00
31	IV-A	Laguna	Liliw	LGU	2,120,000.00
32	V	Camarines Norte	Basud	LGU	2,120,000.00
33	V	Camarines Norte	Mercedes	LGU	2,120,000.00
34	V	Camarines Norte	Talisay	LGU	2,120,000.00
35	V	Camarines Sur	Ocampo	LGU	2,120,000.00
36	V	Camarines Sur	Presentacion	LGU	2,120,000.00
37	V	Masbate	Batuan	LGU	2,120,000.00
38	VI	Guimaras	Buenavista	LGU	2,120,000.00
39	VI	Iloilo	Ajuy	LGU	2,120,000.00
40	VI	Iloilo	Mina	LGU	2,120,000.00
41	VI	Negros Occidental	La Castellana	LGU	2,120,000.00
42	VII	Negros Oriental	Ayungon	LGU	2,120,000.00
43	VIII	Southern Leyte	Malitbog	LGU	2,120,000.00
44	X	Lanao del Norte	Linamon	LGU	2,120,000.00
45	X	Misamis Occidental	Sinacaban	LGU	2,120,000.00
46	CAR	Apayao	Santa Marcela	LGU	2,120,000.00
47	CAR	Apayao	Flora	LGU	2,120,000.00
48	CAR	Benguet	La Trinidad	LGU	2,120,000.00
49	CAR	Abra	Tayum	LGU	2,120,000.00
50	II	Isabela	Angadanan	LGU	2,120,000.00

51	III	Nueva Ecija	Nampicuan	LGU	2,120,000.00
52	IV-A	Batangas	Bauan	LGU	2,120,000.00
53	IV-A	Batangas	Talisay	LGU	2,120,000.00
54	IV-A	Quezon	Mauban	LGU	2,120,000.00
55	IV-B	Occidental Mindoro	Santa Cruz	LGU	2,120,000.00
56	V	Masbate	Balud	LGU	2,120,000.00
57	VI	Aklan	Balete	LGU	2,120,000.00
58	VI	Aklan	Buruanga	LGU	2,120,000.00
59	VI	Capiz	Tapaz	LGU	2,120,000.00
60	VII	Negros Oriental	San Jose	LGU	2,120,000.00
61	VII	Negros Oriental	Mabinay	LGU	2,120,000.00
62	IX	Zamboanga del Norte	Siayan	LGU	2,120,000.00
63	X	Lanao del Norte	Tagoloan	LGU	2,120,000.00
64	XI	Davao de Oro	Mabini	LGU	2,120,000.00
65	XII	South Cotabato	Sto. Nino	LGU	2,120,000.00
66	XII	South Cotabato	Banga	LGU	2,120,000.00
67	XIII	Surigao del Norte	Sta. Monica	LGU	2,120,000.00
68	CAR	Abra	Luba	LGU	2,120,000.00
Total				68	P144,160,000.00

d. Medicine Donation Program

Medicine Donation Program is the provision of basic medicines and supplies to support government and non-government organizations with their advocacy on providing efficient and effective medical and healthcare services.

For the first quarter of 2024, PCSO granted P1,019,146.14 worth of medicines to thirteen (13) organizations.

e. Medical and Dental Mission Program

Through the Medical and Dental Mission, the PCSO provides medical consultations, basic dental services like tooth extraction, and basic medicines to various recipients.

From January to March 2024, the PCSO conducted seven (7) medical and dental missions in various areas where the agency provided P126,263.18 worth of assistance to 1,653 beneficiaries.

Table 14 Breakdown of Medical and Dental Missions Conducted, 1st Quarter, CY 2024

No.	Date	Location	No. of Beneficiaries		
			Female	Male	Total
1	February 14, 2024	Brgy.157, Bagong Bario, Caloocan City	121	90	211
2	February 16, 2024	San Antonio, Quezon	113	197	310
3	February 23, 2024	Capas, Tarlac	70	124	194

4	February 29, 2024	San Rafael, Bulacan	169	103	272
5	March 6, 2024	Taytay, Rizal	209	37	246
6	March 19, 2024	Norzagaray, Bulacan	104	50	154
7	March 22, 2024	Cauayan, Isabela	109	157	266
Total			895	758	1,653

f. Multi-Specialty Clinic

PCSO launched its multi-specialty clinic on March 27, 2023 at the PCSO Head Office, Conservatory Building, Shaw Boulevard, Mandaluyong City. This program provides the public with free consultations from medical specialists such as cardiologist, neuropsychiatrist, pulmonologist, orthopedic surgeon, gastroenterologist, endocrinologist, ears, nose, and throat (ENT) doctor, and ophthalmologist.

For the first quarter of 2024, a total of 721 patients availed free medical consultations at the PCSO Head Office.

g. Out-Patient Services

This program provides general medicine consultations, basic/minor surgical procedures, dental consultation and treatment, and medicines to the public.

From January to March 31, 2024, the PCSO provided 1,016 patients with free consultations and P102,254.00 worth of medicines.

h. Employees Consultation and Management

For the first quarter of 2024, PCSO provided 4,521 employees, their dependents, and retirees with free medicines, in-house consultations from PCSO doctors, and medical and dental supplies amounting to P121,555.79.

2. Compliance with Mandatory Contributions

The PCSO also contributes to various agencies and institutions. For the first quarter of 2024, PCSO paid a total of P613,180,208.46 as contributions in compliance with various laws and issuances.

Table 15 Mandatory Contributions Released, 1st Quarter, 2024 vs 1st Quarter, CY 2023

Recipient Agency	Legal Basis	Amount Paid		Variance (%)
		1st Quarter, CY 2024	1st Quarter, CY 2023	
Commission on Higher Education	RA 7722	98,251,550.40	82,176,035.50	20%
National Council on Disability Affairs	RA 4564	100,091.53	110,210.47	-9%
Philippine Sports Commission	RA 6847	754,152.87	136,371.09	453%

Dangerous Drugs Board	RA 9165	15,533,303.58	9,636,539.40	61%
Philhealth (for UHC)*	RA 11223	360,354,023.56	636,911,907.86	-43%
Cooperative Development Authority	RA 11364 RA 11	-	126,310.98	-100%
Local Government Units (LGUs)	EO Nos. 357 and 357-A	P138,187,086.48	P197,770,151.35	-30%
Total		P613,180,208.46	729,097,375.30	-35%

*UHC share is for the period 4th quarter, 2024

3. Corporate Social Responsibility (CSR) Initiatives

The PCSO is committed to serve its stakeholders such as its beneficiaries, clients, its workforce, and the society in general, within the scope of its mandate through the Agency's Corporate Social Responsibility (CSR) initiatives in the areas of education, disaster preparedness, relief programs, medical-related causes for the marginalized sectors, environmental awareness, and volunteerism.

From January to March 2024, the PCSO turned over a total of 920 medical and assistive devices amounting to P2,350,304.75 to 13 proponents. Table 16 shows the breakdown of medical and assistive devices distributed for this quarter.

Table 16 Breakdown of Medical and Assistive Devices Distributed, 1st Quarter, CY 2024

Proponent	A	B	C	D	E	F	G	H	I	Total Amount
2nd District of Batangas	50	15	15	25	25	25	-	10	-	360,915.25
Pangarap Foundation	3	-	-	5	5	-	5	5	-	41,018.80
Luisiana, Laguna	-	-	-	-	-	25	-	-	-	46,071.25
1st District of Sorsogon	75	-	-	-	-	-	-	-	-	322,500.00
Barangay Lelemaan, Manaoag, Pangasinan	15	-	-	-	10	10	10	-	10	132,166.10
1st District of La Union	100	-	-	-	-	-	-	-	-	430,000.00
5th District of Bulacan	30	-	-	30	-	-	-	-	-	138,000.00
Dolores, Quezon	30	20	-	20	50	40	20	-	20	395,002.00
San Juan, Metro Manila	25	15	15	15	25	25	25	10	10	307,665.25
Piat, Cagayan	10	-	-	-	10	10	-	-	-	82,366.10
Taytay, Rizal	10	-	-	-	-	-	-	-	-	43,000.00
Sampaloc, Manila	12	-	-	-	-	-	-	-	-	51,600.00
Total	360	50	30	95	125	135	60	25	40	P2,350,304.75

Legend: A: Wheelchair; B: Walker; C: Crutches; D: Cane; E: BP Apparatus; F: Nebulizer; G: Glucometer; H: Thermal Scanner; I: Pulse Oximeter

Aside from medical devices, PCSO also distributed a total of 14,350 food packs to various beneficiaries such as marginalized individuals and disaster and calamity victims nationwide.

Table 17 Breakdown of Food Packs Distributed, 1st Quarter CY 2024

Beneficiaries	No. of Food Packs Distributed
Indigents	11,100
Senior Citizens	1,500
Indigenous people	1,750
Typhoon victims	0
Total	14,350

D. Other Significant Accomplishments

1. Gender and Development (GAD) Activities

During the first quarter of 2024, the PCSO showed its commitment to make the Agency a gender responsive institution through its various activities during the celebration of the 2024 National Women’s Month with the theme “*WE for gender equality and inclusive society*”.

On March 8, 2024, the PCSO, through its Product and Standard Development Department (PSDD), launched the "Super Ticket Para Kay Super Pinay", where PCSO distributed 100 Super Lotto 6/49 tickets to female bettors for free. Further, PCSO distributed hygiene kits to the first 100 bettors, prize claimants, lotto operators, and charity patients.

PCSO also distributed a total of 577 hygiene kits to two beneficiaries which are Our Lady of Sorrows Outreach Foundation and Tzu Chi Foundation.

Meanwhile, on March 25, 2024, PCSO awarded 25 female lotto agents who significantly contributed in upholding the PCSO’s mandate of raising funds for charity programs and services.

Also, during the flag honoring ceremonies of PCSO in March 2024, PCSO honored accomplished women in the public sector. Among the distinguished guests were Governance Commission for GOCCs (GCG) Commissioner Geraldine Marie Berberabe-Martinez, Quezon City Mayor Josefina “Joy” G. Belmonte, Department of Health (DOH) Undersecretary Maria Rosario Clarissa S. Vergeire, and Supreme Court of the Philippines Associate Justice Amy C. Lazaro-Javier.

The PCSO also showed support to the 2024 NWMC by joining the “Purple Fridays” or wearing of purple attire on all Fridays of March.

2. Conduct of Marketing Activities

On February 6, 2024 and March 7, 2024, the PCSO launched “Regalong Lotto Ticket Para Kay PCSO Kalaro” as part of the Ultra Lotto 6/58 Anniversary and Lotto 6/42 Anniversary respectively. During the event, the PCSO gave free lotto tickets to early lotto players in the PCSO Head Office and Branch Offices nationwide.

Further, the PCSO conducted the “Lotto Ticket Giveaway: 4D Love of D Game” on February 14, 2024 in celebration of Valentine’s Day. During the event, the first 100 couples to buy a P20.00 worth of 4D Lotto ticket received free P100.00 worth of jackpot-bearing game tickets.

IV. Contributions to Nation-Building

A. Tax Remittances

PCSO has been diligently paying its taxes to the Bureau of Internal Revenue (BIR).

The Agency paid a total of P3,147,151,362.93 to the BIR for the period January to March 2024. Bulk of the taxes paid represents the documentary stamp tax amounting to P2,307,454,854.73. Table 18 illustrates the breakdown of the taxes paid for the first quarter of 2024.

Table 18 Breakdown of Taxes Paid, 1st Quarter, CY 2024

Type of Tax/Payment	Amount Paid
Final Income Tax – 20% winnings	558,136,262.43
Creditable Income Taxes Withheld (Expanded)	179,834,040.04
Value Added Tax and Other Percentage Withheld	68,260,847.04
Documentary Stamp Tax	2,307,454,854.73
Taxes Withheld on Compensation	33,465,358.69
Total	P3,147,151,362.93

Compared to the tax remittance of P3.59 Billion for the first quarter of 2023, PCSO’s tax remittance for the first quarter of 2024 went down by 12%.

Table 19 PCSO Taxes Paid to BIR, 1st Quarter, CY 2024 vs 1st Quarter, CY 2023

Period	1 st Quarter, 2024	1 st Quarter, 2023
Total Taxes Paid	P3,147,151,362.93	P3,590,170,476.45

V. Customer Feedback Mechanisms

To be accessible and responsive to its clientele, PCSO utilizes the online feedback system, 8888 Hotline, and the PCSO official social media accounts to generate and act upon external feedback which includes inquiries, complaints, suggestions, and commendations made to PCSO.

A. 8888 Hotline

Concerns and complaints regarding government services is now just a text away through the 8888 Citizens Complaint Hotline, the 24 hours a day and 7 days a week public service hotline.

During the first quarter of 2024, PCSO achieved a 100% resolution rate when it closed 14 concerns/complaints received via the 8888 Hotline.

Table 20 Summary of 8888 Hotline, 1st Quarter, CY 2024

Month	Number of concerns/complaints received	Number of concerns/complaints addressed
January	8	8
February	3	3
March	3	3
Total	14	14

B. Online Feedback

Out of the 129 feedbacks received online from January to March 2024, PCSO replied to all messages in which the Agency achieved a 100% response rate.

Table 21 Summary of Online Feedback, 1st Quarter, CY 2024

Month	Received	Replied
January	38	38
February	52	52
March	39	39
Total	129	129

C. PCSO Social Media Accounts



The official social media accounts of PCSO are also portals for interacting with the clients of the Agency. Further, the Agency posts the live lotto draws, and announcements for information of the public.