



**Philippine Charity
Sweepstakes Office
Accomplishment Report
Second Quarter, CY 2024**

TABLE OF CONTENTS

I. Introduction	4
II. About PCSO	4
III. Operational Accomplishments	6
<i>A. Fund Generation Activities</i>	6
<i>B. Jackpot Winners</i>	9
<i>C. Fund Provision Activities</i>	10
1. Charity Programs.....	11
2. Compliance with Mandatory Contributions	16
3. Corporate Social Responsibility (CSR) Initiatives.....	17
<i>D. Other Significant Accomplishments</i>	18
IV. Contributions to Nation-Building	19
<i>A. Tax Remittances</i>	19
V. Customer Feedback Mechanisms	20
<i>A. 8888 Hotline</i>	20
<i>B. Online Feedback</i>	20
<i>C. PCSO Social Media Accounts</i>	21

LIST OF TABLES

Table 1 PCSO Retail Receipts, 2nd Quarter, CY 2024	6
Table 2 Lotto Retail Receipts, 2nd Quarter, CY 2024	7
Table 3 Digit Games Retail Receipts, 2nd Quarter, CY 2024	8
Table 4 STL Monthly Retail Receipts, 2nd Quarters, 2024 and 2023	9
Table 5 Number of Jackpot Winners and Total Winnings, 2nd Quarter, CY 2024	9
Table 6 Jackpot Winners and Jackpot Prizes per Game, 2nd Quarter, CY 2024	9
Table 7 Summary of Fund Provision Activities, 2nd Quarters, 2024 and 2023	10
Table 8 Breakdown of MAP Assistance, 2nd Quarter, CY 2024	11
Table 9 Breakdown of Regular MAP Assistance, 2nd Quarter, CY 2024	12
Table 10 Breakdown of MAP Assistance in Malasakit Centers, 2nd Quarter, CY 2024	13
Table 11 Breakdown of MAP Assistance for Catastrophic Illnesses, 2nd Quarter, CY 2024	13
Table 12 IPP Recipient, 2nd Quarter, CY 2024	14
Table 13. List of MTVDP Recipients, 2nd Quarter, CY 2024	14
Table 14 List of Medical and Dental Missions Conducted, 2nd Quarter, CY 2024	15
Table 15 Mandatory Contributions Released, 2nd Quarters, 2024 and 2023	16
Table 16 Breakdown of Medical and Assistive Devices Distributed, 2nd Quarter, CY 2024	17
Table 17 Breakdown of Food Packs Distributed, 2nd Quarter, CY 2024	18
Table 18 Breakdown of Taxes Paid, 2nd Quarter, CY 2024	20
Table 19 PCSO Taxes Paid to BIR, 2nd Quarters, 2024 and 2023	20
Table 20 Summary of 8888 Hotline, 2nd Quarter, CY 2024	20
Table 21 Summary of Online Feedback, 2nd Quarter, CY 2024	21

LIST OF FIGURES

Figure 1 PCSO Gross Receipts	5
Figure 2 Allocation of Net Receipts	6
Figure 3 Breakdown of PCSO Games, 2nd Quarter, CY 2024	7
Figure 4 Lotto Retail Receipts per Game, 2nd Quarter, CY 2024	8
Figure 5 Digit Games Retail Receipts, 2nd Quarter, CY 2024	8
Figure 6 Total Jackpot Prize Winnings per Lotto Game, 2nd Quarter, CY 2024	10

I. Introduction

This report covers the operational and administrative accomplishments, contributions to nation-building, and results of the customer feedback mechanisms of the Philippine Charity Sweepstakes Office (PCSO) for the period April to May, 2024.

When possible, for-the-period information is compared to PCSO's performance for the same period in 2023. This document is prepared for purposes of fulfilling the Agency's reporting accountabilities to the Office of the President and the Governance Commission for Government-Owned and -Controlled Corporations (GOCCs).

II. About PCSO

The Philippine Charity Sweepstakes Office (PCSO) is a 100% Government-Owned and Controlled Corporation (GOCC) under the Office of the President.

In March 1935, then President Manuel L. Quezon approved Act 4130 – the law passed by the Philippine Legislature on October 30, 1934 creating the Philippine Charity Sweepstakes Office, replacing the then National Charity Sweepstakes. On June 18, 1954, Republic Act 1169 (PCSO Charter) was enacted into law providing for charity sweepstakes and lotteries once a month when there are no Sweepstakes draws and races. The PCSO has since then remained to be the indispensable charity arm of the government, frequently summoned to provide funding for essential health and welfare activities and projects nationwide.

The mandate of the Philippine Charity Sweepstakes Office (PCSO) is to conduct lottery games to raise revenues and provide funds for health, medical, and welfare-related activities and charities of national character.

Vision

The PCSO is the principal government agency committed to excellence in generating sustainable funds for health programs and charities of national character through responsible gaming towards a prosperous, inclusive, and resilient society.

Mission

- We hold and conduct transparent sweepstakes races, lotteries, and other similar activities;
- We provide responsive assistance to eligible recipients and beneficiaries;
- We continuously develop our people, innovate, and improve our products and services; and
- We establish strong partnerships with responsible agents and stakeholders.

Core Values

Patriotism | **I**ntegrity | **E**xcellence | **S**pirituality | **C**ompassion

Revenue Allocation

Section 6 of Republic Act No. 1169, otherwise known as the PCSO Charter, provides that the net receipts (gross receipts less 2% printing cost), as shown in *Figure 1*, is divided among three distinct funds: the Prize Fund at 55%, the Charity Fund at 30%, and lastly, the Operating Fund at 15% of the net receipts (*Figure 2*).

The **Prize Fund**, which accounts for 55% of the net receipts, is used to pay prizes for holders and sellers of winning tickets. Unclaimed prizes or balances in the Prize Fund revert to and become part of the Charity Fund after one (1) year.

The **Charity Fund**, which is 30% of the net receipts, is used exclusively to finance and support health programs, medical assistance and services, and/or charities of national character.

The **Operating Fund** consists of 15% of net receipts and is used to support the PCSO's day-to-day operating/maintenance and capital expenditures. Unutilized Operating Fund at the end of the fiscal year becomes part of the Charity Fund.

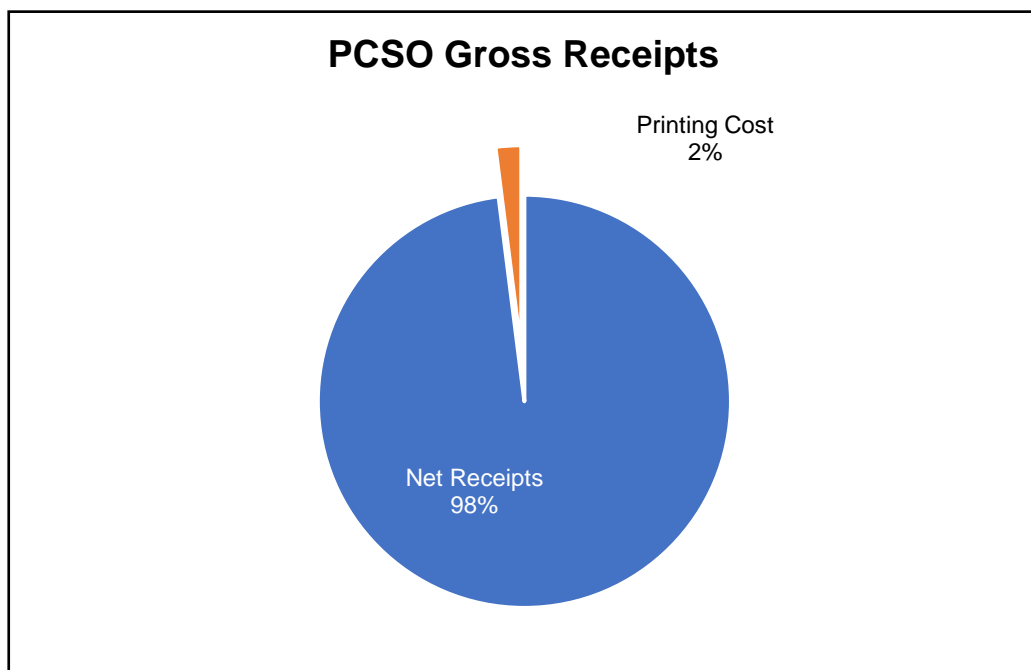


Figure 1 PCSO Gross Receipts

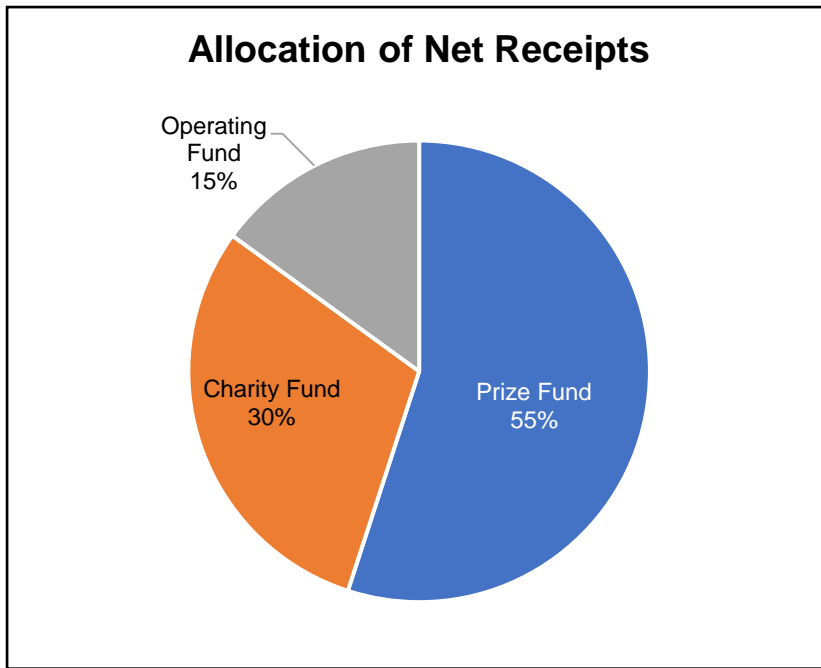


Figure 2 Allocation of Net Receipts

III. Operational Accomplishments

A. Fund Generation Activities

The Philippine Charity Sweepstakes Office (PCSO) generated a total of P14,730,113,917.00 from April to June 2024.

PCSO's total retail receipts earned from games for the second quarter of 2024 show the Small Town Lottery as the highest earner among the three (3) products of the Agency (Table 1).

Table 1. PCSO Retail Receipts, 2nd Quarter, 2024

PCSO Games	Retail Receipts
	2 nd Quarter, 2024
Lotto and Digit Games	6,751,283,550.00
Small Town Lottery	7,716,330,367.00
National Instant Sweepstakes Program	262,500,000.00
Total	P14,730,113,917.00

Figure 3 illustrates the percentage of sales with the Small Town Lottery contributing 52% to the total revenues raised for the quarter, followed by Lotto with 46%, and National Instant Sweepstakes Program (NISP) contributing 2% of the total retail receipts.

Breakdown of PCSO Games, 2nd Quarter, 2024

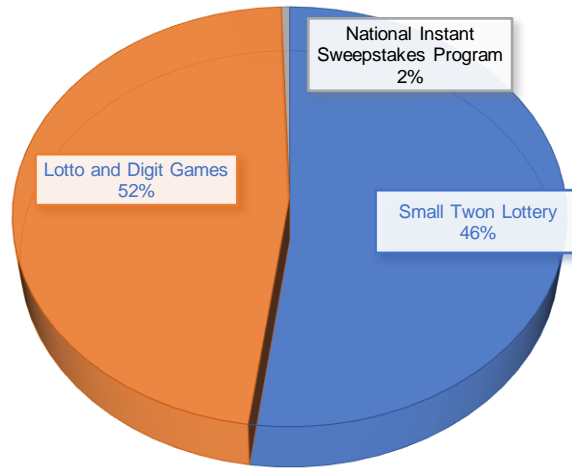


Figure 3 Breakdown of PCSO Games, 2nd Quarter, 2024

On the contribution of the various lotto games, the lotto jackpot bearing games contributed P3,751,432,780.00 to the total second quarter sales. P3,604,119,780.00 or 96% came from the Philippine Lottery System (PLS) or those tickets bought through physical lotto outlets nationwide, while P147,313,000.00 or 4% was generated from PCSO's online platform, E-Lotto.

Table 2 Lotto Retail Receipts, 2nd Quarter, CY 2024

Lotto Game	Retail Receipts (2nd Quarter, 2024)		Total
	Philippine Lottery System (PLS)	E-Lotto	
Lotto 6/42	744,680,380.00	33,367,060.00	778,047,440.00
Mega Lotto 6/45	682,820,720.00	24,259,180.00	707,079,900.00
Super Lotto 6/49	697,535,900.00	27,909,360.00	725,445,260.00
Grand Lotto 6/55	737,625,540.00	30,510,800.00	768,136,340.00
Ultra Lotto 6/58	741,457,240.00	31,266,600.00	772,723,840.00
Total	3,604,119,780.00	147,313,000.00	3,751,432,780.00

Among the lotto games, the Lotto 6/42 generated the highest revenue amounting to P778,047,440, while Lotto Megalotto 6/45 generated the lowest retail receipts of P707,079,900.00 as shown in Figure 4.

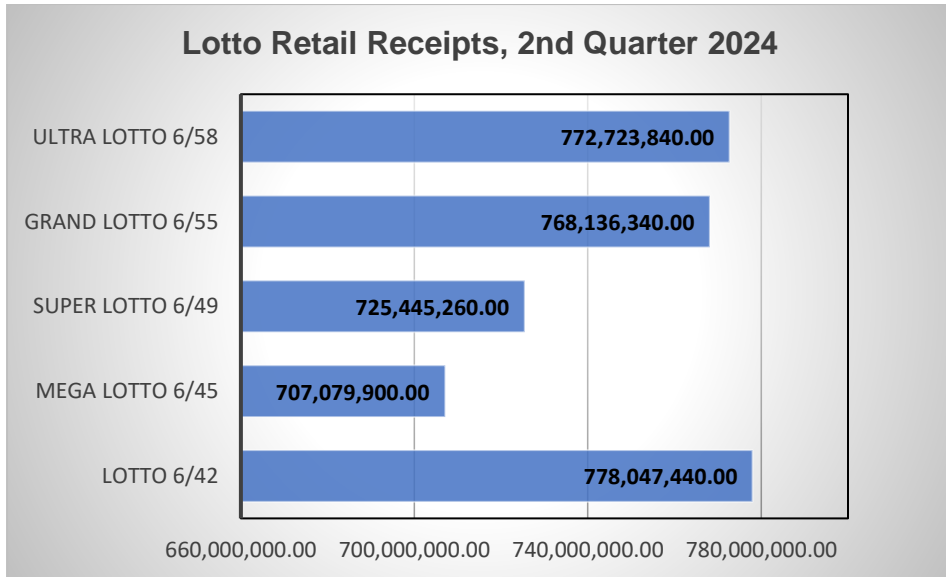


Figure 4 Lotto Retail Receipts per Game, 2nd Quarter, 2024

Meanwhile, the digit games posted a total of P2,999,850,770.00 from April to June 2024. The amount of P2,908,441,440.00 was generated from the sales of PLS while P91,409,330.00 was generated from the E-Lotto (Table 3).

Table 3 Digit Games Retail Receipts, 2nd Quarter, CY 2024

Digit Game	Retail Receipts (2nd Quarter, 2024)		Total
	Philippine Lottery System (PLS)	E-Lotto	
2D Lotto	1,593,792,650.00	31,221,400.00	1,625,014,050.00
3D Lotto	1,103,059,240.00	48,099,500.00	1,151,158,740.00
4D Lotto	117,589,370.00	5,618,950.00	123,208,320.00
6D Lotto	94,000,180.00	6,469,480.00	100,469,660.00
Total	2,908,441,440.00	91,409,330.00	2,999,850,770.00

Based on Figure 5, the highest contributor among the digit games is the 2D with P1,593,792,650, while 6D contributed the least in the amount of P94,000,180.00.

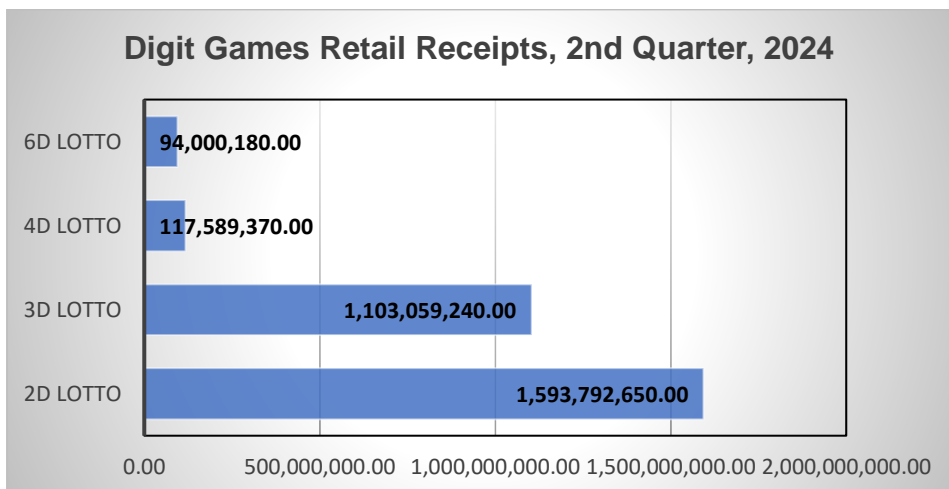


Figure 5 Digit Games Retail Receipts, 2nd Quarter, 2024

Lastly, the Small Town Lottery (STL) generated P7,716,330,367.00 which is 8% higher than the retail receipts generated during the same period in 2023 which is only P7,146,321,493.00. Table 4 shows the monthly retail receipts of STL from April to June 2024.

Table 4 STL Monthly Retail Receipts, 2nd Quarter, 2024 and 2023

Month	2024	2023	% Inc/Dec
April	2,598,380,311.00	2,246,806,088.00	16%
May	2,591,480,148.00	2,472,530,128.00	5%
June	2,526,469,908.00	2,426,985,277.00	4%
Total	7,716,330,367.00	7,146,321,493.00	8%

B. Jackpot Winners

Fourteen (14) lucky bettors won in the lotto jackpot games for the second quarter of 2024. Total winnings amounted to P995,666,979.40

Table 5 Number of Jackpot Winners and Total Winnings, 2nd Quarter, 2024

	2nd Quarter, 2024
Number of Jackpot Winners	14
Total Jackpot Winnings	Php995,666,979.40

During the reporting period, four (4) lucky players won in the Mega Lotto 6/45, three (3) each won in the Lotto 6/42 and Super Lotto 6/49, two (2) lotto players each won in the Grand Lotto 6/55 and Ultra Lotto 6/58 (Table 6).

Table 6 Jackpot Winners and Jackpot Prizes per Game, 2nd Quarter, 2024

Lotto Game	No. of Jackpot Winners	Net Jackpot Prize (less 1% commission)
Lotto 6/42	3	Php169,465,481.40
Mega Lotto 6/45	4	Php153,856,775.00
Super Lotto 6/49	3	Php141,521,161.20
Grand Lotto 6/55	2	Php277,076,143.00
Ultra Lotto 6/58	2	Php253,747,418.80
Total	14	Php995,666,979.40

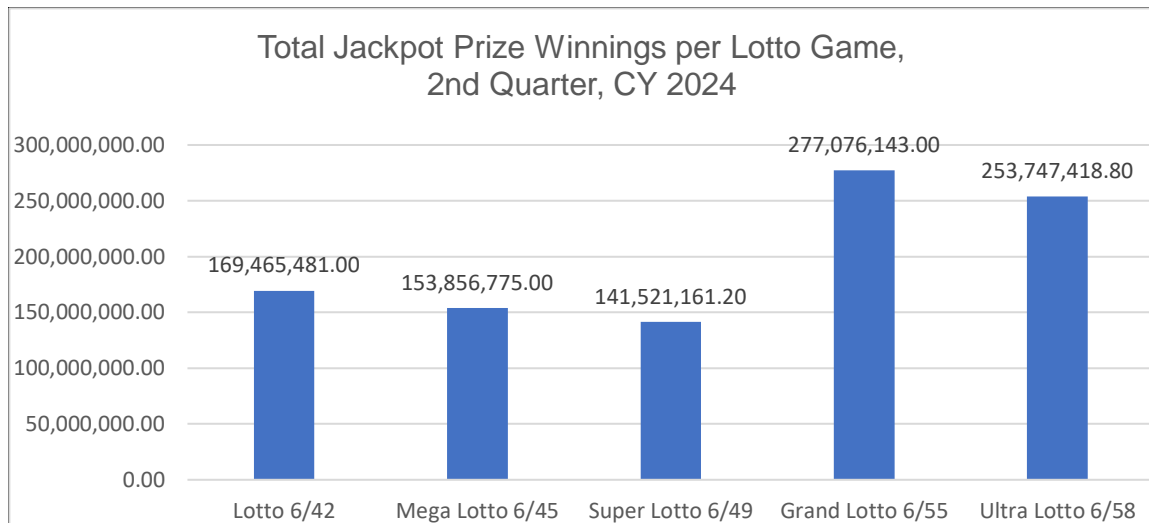


Figure 6 Total Jackpot Prize Winnings per Lotto Game, 2nd Quarter, CY 2024

Meanwhile, Figure 6 shows jackpot prize winnings from April to June 2024 where Grand Lotto 6/55 had the highest jackpot prize share amounting to P277 Million while the lowest jackpot prize winning is from Super Lotto 6/49 in the amount of P141 Million.

C. Fund Provision Activities

The PCSO provides funds through its various charity and medical programs and services like the Medical Access Program (MAP), Institutional Partnership Program, Medical Transport Vehicle Donation Program (MTVDP), Medical Equipment Donation Program, and Medicine Donation Program, among others.

From April to June 2024, the PCSO assisted 100,933 individuals and 35 partner institutions and Local Government Units (LGUs) by providing a total of P866,163,161.48 showing a 108% increase in assistance from the same period in 2023 as shown in Table 7.

Table 7 Summary of Fund Provision Activities, 2nd Quarter, 2024 and 2023

No.	Period Program	2nd Quarter, 2024		2nd Quarter, 2023		Inc/Dec (Amount)
		No. of Beneficiaries	Amount of Assistance	No. of Beneficiaries	Amount of Assistance	
1-A	Regular Medical Access Program (MAP)	81,827	650,714,234.93	56,194	347,970,360.90	87%
1-B	Medical Access in Malasakit Centers Program (MAM)	16,675	183,379,025.15	6,295	63,988,846.14	187%
1-C	MAP Catastrophic Illnesses	3	1,600,000.00	-	-	100%
2	Institutional Partnership Program	1	500,000.00	12 IPs	3,800,000.00	-99%
3	Medical Transport Vehicle Donation Program (MTVDP)	14	29,680,000.00	-	-	100%
5	Medicine Donation Program (Main and Branch Offices)	3	178,557.38	31	1,070,000.00	-83%
6	Medical and Dental Mission	17 Org.	29,384.10	3 Org.	79,726.95	-63%
7	Multi-Specialty Clinic	577	737.00	645	808.00	-9%

8	Out-Patient Services	925	38,572.67	890	22,720.41	26%
9	Employees Consultation and Management (including dependents and retirees)	922	42,650.25	4,150	16,550.50	158%
10	Ambulance Conduction	4	-	-	-	100%
	Total Individuals	100,933	P866,163,161.	68,174	P416,949,012.	108%
	Total Partner Agencies/LGUs/IP	35	48	46	90	

Note: subject to adjustments

The succeeding sections detail the accomplishments of PCSO's fund provision activities through its programs and services.

1. Charity Programs

a. Medical Access Program (MAP)

The MAP assists male and female individuals with health-related problems who seek financial help. The PCSO extends financial assistance by augmenting their funds, in partnership with government and private hospitals, health facilities, medicine retailers and other partners. Under the MAP, there are three categories: (1) Regular MAP; (2) Medical Access in Malasakit Centers Program (MAM); and (3) MAP for Catastrophic Illnesses.

For the second quarter, a total of 98,505 patients benefitted from the MAP, where PCSO provided a total of P835,693,260.08 worth of assistance (Table 8).

Table 8 Breakdown of MAP Assistance, 2nd Quarter, CY 2024

No.	MAP Category	No. of Beneficiaries	Amount of Assistance
1	Regular Medical Access Program (MAP)	81,827	650,714,234.93
2	Medical Access in Malasakit Centers Program (MAM)	16,675	183,379,025.15
3	MAP Catastrophic Illnesses	3	1,600,000.00
	Total	98,505	P835,693,260.08

The following sub-sections details the MAP assistance for various categories.

i. Regular Medical Access Program

The Regular Medical Access Program provides assistance to persons with health-related problems in partnership with government and private hospitals, health facilities, medicine retailers, and other partners. Services covered by the program are confinement, erythropoietin (dialysis injection), chemo drugs, specialty medicines, hemodialysis, laboratory (blood chemistry), diagnostic, and imaging procedures, and implant/medical devices.

Patients availing of the Regular MAP are served through the PCSO Head Office and Branch Offices nationwide. For the second quarter, the PCSO released P649,927,145.17 as assistance to 82,795 beneficiaries under the Regular MAP.

Out of the 82,795 beneficiaries, there were 40,745 male beneficiaries (49%) and 42,037 females (51%) who received assistance from the MAP.

In terms of nature of requests, the top requested assistance is for confinement with 37,034 requests, followed by dialysis injections with 33,145 requests. Ranking third is chemodrugs with 6,543 requests. Other requests of patients may be found in Table 9.

Table 9 Breakdown of Regular MAP Assistance, 2nd Quarter, 2024

No.	Nature of Requests	Male		Female		Total	
		Amount	No. of Patients	Amount	No. of Patients	Amount of Assistance	No. of Patients
1	Confinement	190,960,184.74	18,313	183,204,613.30	18,721	374,164,798.04	37,034
2	Dialysis Injections	78,317,109.63	18,009	62,885,591.60	15,136	141,202,701.23	33,145
3	Chemodrugs	22,600,490.35	1,651	56,506,651.86	4,892	79,107,142.21	6,543
4	Radiation Therapy	1,477,904.00	109	2,625,643.00	301	4,103,547.00	410
5	Hemophilia Medicines	1,256,863.87	61	30,000.00	2	1,286,863.87	63
6	Rheumatoid Arthritis Medicines	471,657.80	31	694,315.15	64	1,165,972.95	95
7	Anti-Lupus Medicines	226,502.80	24	878,140.21	100	1,104,643.01	124
8	Immunocompromised Diseases (IVIG)	110,412.00	10	101,710.00	10	212,122.00	20
9	Psoriasis Medicines	430,959.15	33	674,941.68	42	1,105,900.83	75
10	Orphan Disease Medicines	17,000.00	2	25,500.00	2	42,500.00	4
11	Idiopathic Thrombocytopenic Purpura (ITP) Medicines	220,420.47	21	234,399.62	19	454,820.09	40
12	Thalassemia Medicines	67,339.20	7	73,750.00	6	141,089.20	13
13	Neuro-Psychiatric Medicines	3,302,372.40	488	809,600.94	175	4,111,973.34	663
14	Laboratory/ Diagnostic Procedures	12,373,019.36	1,547	19,233,857.82	2,291	31,606,877.18	3,838
15	Bone Implants	2,471,225.17	128	1,639,300.29	62	4,110,525.46	190
16	Pacemakers	-	-	60,000.00	2	60,000.00	2
17	Post-transplant Medicines	2,472,971.47	165	1,639,711.29	114	4,112,682.76	279
18	Rehabilitation Therapy	1,090,160.00	159	742,826.00	98	1,832,986.00	257
	Total	P317,866,592.41	40,758	P332,060,552.76	42,037	649,927,145.17	82,795

ii. Medical Access in Malasakit Centers (MAM) Program

In 2019, Republic Act No. 11463 or the Malasakit Center Act was signed which seeks to establish Malasakit Centers in hospitals run by the Department of Health nationwide. These centers serve as a one stop-shop that provides financial and medical assistance to indigent and financially incapacitated patients. These centers are created for Filipinos to have a convenient, free of charge, accessible and efficient medical services.

During the second quarter, the PCSO assisted 16,403 beneficiaries from Malasakit Centers nationwide, with assistance amounting to P180,542,596.20 (Table 10). Out of the 16,403 beneficiaries, 7,749 are male patients while 8,654 are female patients.

Table 10 Breakdown of MAP Assistance in Malasakit Centers, 2nd Quarter, 2024

No.	Nature of Requests	Male		Female		Total	
		Amount	No. of Patients	Amount	No. of Patients	Amount	No. of Patients
1	Confinement	50,177,984.15	4,352	38,416,551.36	3,490	88,594,535.51	7,842
2	Dialysis Injection	1,588,604.12	517	1,982,830.46	450	3,571,434.58	967
3	Chemodrugs	8,488,934.02	572	22,500,016.29	1,748	30,988,950.31	2,320
4	Radiation Therapy	135,000.00	13	455,565.60	44	590,565.60	57
5	Hemophilia Medicine	127,000.00	7	-	-	127,000.00	7
6	Rheumatoid Arthritis medicines	108,000.00	7	184,658.00	13	292,658.00	20
7	Anti-Lupus medicines	13,500.00	2	37,350.00	2	50,850.00	4
8	Immunocompromised Diseases (IVIG)	20,000.00	2	-	-	20,000.00	2
9	Psoriasis Medicines	527,500.00	33	849,200.00	48	1,376,700.00	81
10	Orphan Disease Medicines	15,000.00	1	-	-	15,000.00	1
11	Idiopathic Thrombocytopenic Purpura (ITP) Medicines	297,000.00	19	350,800.00	22	647,800.00	41
12	Thalassemia Medicines	30,000.00	2	60,000.00	3	90,000.00	5
13	Neuro-Psychiatric Medicines	4,270.00	1	-	-	4,270.00	1
14	Laboratory/ Diagnostic Procedures	14,772,520.49	1,781	19,458,614.03	2,337	34,231,134.52	4,118
15	Bone Implant	7,635,371.32	338	5,870,826.36	261	13,506,197.68	599
16	Post-transplant medicines	1,915,800.00	97	4,465,700.00	229	6,381,500.00	326
17	Rehabilitation Therapy	24,000.00	5	30,000.00	7	54,000.00	12
	Total	P85,880,484.10	7,749	94,662,112.10	8,654	180,542,596.20	16,403

Note: subject to adjustments

iii. MAP Catastrophic Illnesses

The PCSO MAP also covers expenses for catastrophic illnesses particularly for kidney/liver transplant and coronary artery bypass graft. From April to June 2024, PCSO assisted three (3) patients amounting to P1,600,000.00. One patient underwent kidney transplant, while two (2) patients underwent coronary heart bypass.

Table 11 Breakdown of MAP Assistance for Catastrophic Illnesses, 2nd Quarter, CY 2024

No.	Nature of Request	Male		Female		Total	
		Amount	No. of patients	Amount	No. of patients	Amount of Assistance	No. of patients
1	Kidney Transplant	-	-	600,000.00	1	600,000.00	1
2	Coronary Artery Bypass	1,000,000.00	2	-	-	1,000,000.00	2

	Graft (CABG)						
	Total	1,100,000.00	3	-	-	1,600,000.00	3

b. Institutional Partnership Program (IPP)

This program assists various welfare agencies and charitable medical facilities to further extend the charity services of the government, particularly in the medical and health needs of the poor and disadvantaged sector in the local communities.

From April to June 2024, PCSO released P500,000.00 to one (1) institution.

Table 12 IPP Recipient, 2nd Quarter, CY 2024

Region	Province	City/ Municipality	Partner Agency	Amount of Assistance
VI	Batangas	Lipa City	SOS Children's Village Lipa Inc.	500,000.00
Total				P500,000.00

c. Medical Transport Vehicle Donation Program (MTVDP)

This program provides medical transport vehicles to local government units located in conflict-stricken areas and vulnerable communities and those Geographically Isolated and Disadvantaged Areas (GIDAs) to immediately and safely transport the patients to, from, and between locations with most efficient access to places of treatment by land, water, and areas of rough and mountainous terrain.

For the second quarter of 2024, PCSO released a total of 14 Patient Transport Vehicle (PTV) units to various LGUs and institutions with a total amount of P29,680,000.00. Table 13 shows the list of MTVDP recipients for this quarter.

Table 13. List of MTVDP Recipients, 2nd Quarter, CY 2024

NO.	REGION	PROVINCE	CITY/ MUNICIPALITY	RECIPIENT/ DONEE	AMOUNT OF ASSISTANCE
1	2	Isabela	Isabela Prov. Hospital	LGU	2,120,000.00
2	2	Isabela	Cabatuan	LGU	2,120,000.00
3	4	Palawan	Cagayan	LGU	2,120,000.00
4	6	Negros Occidental	Valladolid	LGU	2,120,000.00
5	8	Biliran	Cabucgayan	LGU	2,120,000.00
6	8	Northern Samar	Rosario	LGU	2,120,000.00
7	8	Samar	San Sebastian	LGU	2,120,000.00
8	8	Southern Leyte	Macrohon	LGU	2,120,000.00
9	10	Lanao del Norte	Maigo	LGU	2,120,000.00

10	11	Davao del Sur	Kiblawan	LGU	2,120,000.00
11	BARMM	Lanao del Sur	Madamba	LGU	2,120,000.00
12	10	Lanao del Norte	Munai	LGU	2,120,000.00
13	3	Bulacan	1st Scout Ranger Regimen, Camp. Tecson, San Miguel, Bulacan	NGA	2,120,000.00
14	4	Marinduque	Mogpog	LGU	2,120,000.00
	TOTAL				P29,680,000.00

d. Medicine Donation Program

Medicine Donation Program is the provision of basic medicines and supplies to support government and non-government organizations with their advocacy of providing efficient and effective medical and healthcare services.

For the second quarter of 2024, PCSO granted P178,557.38 worth of medicines to 3 organizations.

e. Medical and Dental Mission Program

Through the Medical and Dental Mission, the PCSO provides medical consultations, basic dental services like tooth extraction, and basic medicines to various recipients.

From April to June 2024, the PCSO conducted seventeen (17) medical and dental missions including special missions in various areas where the agency provided P29,384.10 worth of assistance to 1,076 beneficiaries.

Table 14 List of Medical and Dental Missions Conducted, 2nd Quarter, CY 2024

No.	Date	Location
1	April 21, 2024	Marikina City
2	May 4, 2024	Commission on Audit Sta. Cruzan
3	May 23-25, 2024	Laoag City, Ilocos Norte
4	June 7, 2024	Brgy. Pantok, Binangonan, Rizal
5	June 10, 2024	Rizal Park, Manila
6	June 14, 2024	Palmera Hills, Taytay, Rizal
7	June 20, 2024	Pateros
8	June 21, 2024	Brgy. San Juan, Taytay, Rizal
9	June 28, 2024	Brgy. Sta. Anam Taytay, Rizal

The PCSO also provided support to the Government Athletics Association (GAA) Badminton Tournament on the following dates:

- a. May 20, 2024
- b. May 22, 2024
- c. May 24, 2024
- d. May 25, 2024
- e. May 27, 2024
- f. June 3, 2024
- g. June 5, 2024
- h. June 26, 2024

f. Multi-Specialty Clinic

PCSO launched its multi-specialty clinic on March 27, 2023 at the PCSO Head Office, Conservatory Building, Shaw Boulevard, Mandaluyong City. This program provides the public with free consultations from medical specialists such as cardiologist, neuropsychiatrist, pulmonologist, orthopedic surgeon, gastroenterologist, endocrinologist, ears, nose, and throat (ENT) doctor, and ophthalmologist.

For the 2nd Quarter of 2024, a total of 577 patients availed free medical consultations at the PCSO Head Office.

g. Out-Patient Services

This program provides general medicine consultations, basic/minor surgical procedures, dental consultation and treatment, and medicines to the public.

From April to June 2024, the PCSO provided 925 patients with free consultations and P38,572.67 worth of medicines.

h. Employees Consultation and Management

For the second quarter of 2024, PCSO provided 922 employees, their dependents, and retirees with free medicines, in-house consultations from PCSO doctors, and medical and dental supplies amounting to P42,650.25.

2. Compliance with Mandatory Contributions

The PCSO also contributes to various agencies and institutions. For the second quarter of 2024, PCSO paid a total of P376,095,120.82 as contributions in compliance with various laws and issuances.

Table 15. Mandatory Contributions Released, 2nd Quarter, 2024

Recipient Agency	Legal Basis	Amount
Commission on Higher Education	RA 7722	67,419,251.10
Philhealth (for UHC)	RA 11223	308,206,632.21
Philippine Red Cross	RA 3867	244,432.14
Girl Scout of the Philippines	RA 620	224,783.37
Total		P376,095,120.82

3. Corporate Social Responsibility (CSR) Initiatives

The PCSO is committed to serve its stakeholders such as its beneficiaries, clients, its workforce, and the society in general, within the scope of its mandate through the Agency's Corporate Social Responsibility (CSR) initiatives in the areas of education, disaster preparedness, relief programs, medical-related causes for the marginalized sectors, environmental awareness, and volunteerism.

From April to June 2024, the PCSO turned over a total of 2,193 medical and assistive devices amounting to P6,208,716.81 to 25 proponents. Table 16 shows the breakdown of medical and assistive devices distributed for this quarter.

Table 16 Breakdown of Medical and Assistive Devices Distributed, 2nd Quarter, CY 2024

Proponent	A	B	C	D	E	F	G	H	I	TOTAL AMOUNT
Office of Cong. Lani Mercado	50									215,000.00
PINUNO Partylist	50				50	50	50			508,330.50
Anao, Tarlac	10									43,000.00
Sangguniang Panlungsod ng Marikina	50	50		50						292,500.00
4th District of Nueva Ecija	50	50			100	50				579,018.50
San Fernando, Camarines Sur	50									215,000.00
Lone District of Iloilo	50	5	10	100						256,750.00
Barangay Binakas, Occidental Mindoro	4				4		5	5	3	44,425.04
Marino Partylist	20	20								111,000.00
OFW Partylist	50	30	30							269,000.00
Kababaihan ng Maynila	50				50	20	50	20		479,045.00
Real, Quezon	50	30	50	50						295,000.00
1st District of Aklan	100									430,000.00
PBA Partylist	50					25				261,071.25
Bato, Catanduanes					5			15	15	43,468.80
Knights of Columbus	20				2					90,187.52
1st District of Zambales	150									645,000.00
Ilocos Sur Medical Center	20				10	20				143,794.60
6th District of Isabela	50									215,000.00

San Rafael, Bulacan	10									43,000.00
Magsaysay, Occidental Mindoro	25									107,500.00
1st District of Misamis Oriental					10			10	10	42,937.60
2nd District of Northern Samar	50									215,000.00
Tarlac City	30				50					233,688.00
Office of Sen. Francis Tolentino	100									430,000.00
TOTAL	1,089	185	90	200	281	165	105	50	28	P6,208,716.81

Legend: A: Wheelchair; B: Walker; C: Crutches; D: Cane; E: BP Apparatus; F: Nebulizer; G: Glucometer; H: Thermal Scanner; I: Pulse Oximeter

Aside from medical devices, PCSO also distributed a total of 11,705 food packs to various beneficiaries such as marginalized individuals and disaster and calamity victims nationwide.

Table 17 Breakdown of Food Packs Distributed, 2nd Quarter CY 2024

Beneficiaries	No. of Food Packs Distributed
Indigents	11,250
Indigenous People	300
Fire Victims	155
Total	11,705

D. Other Significant Accomplishments

1. Gender and Development (GAD) Activities

During the second quarter of 2024, the PCSO continued to show its commitment to make the Agency gender responsive and inclusive through the conduct of Gender Sensitivity Trainings (GST) for newly hired employees. The GST aims to raise awareness and clarify that gender equality and women's empowerment are not competing for goals but are essential means toward achieving the other. From April to June 2024, the trainings were given to the following:

Dates of Training	Departments/Offices	No. of Employees
June 18-19, 2024	National Capital Region Department and Main Office	29
June 20-21, 2024	Southern Tagalog and Bicol Region	33
July 4-5, 2024	Northern and Central Luzon Department	16
Total		78

2. Conduct of Marketing Activities

On April 19, 2024 and May 17, 2024, the PCSO continued with the conduct of “Regalong Lotto Ticket Para Kay PCSO Kalaro” as part of the Grand Lotto 6/55 Anniversary and Mega Lotto 6/45 Anniversary, respectively. During the events, the PCSO gave free lotto tickets to early lotto players in the PCSO Head Office and Branch Offices nationwide.

The PCSO also implemented the “PCSO LOTTO Ticket Giveaway” starting May 2024. During the following events, the PCSO distributed free lotto tickets to the attendees of these events:

Event	Date
Scintilla Juris Golf Club	May 3, 2024
Metro Manila Councilors League Golf Club	May 10, 2024
Mothers’ Day Celebration	May 10, 2024
MLQUAA Golf Cup	May 31, 2024
National Movement of Youth Leaders	June 7, 2024
Independence Day	June 10 and 11, 2024
Lab for All in Mandaluyong	June 24, 2024

3. Participated in Various Inter-Agency Activities

The PCSO participated in the activities in commemoration of the 82nd Araw ng Kagitingan on April 9, 2024 and Philippine Veterans Week from April 5 to 11, 2024.

The PCSO also is one of the key participants during the celebration of the 126th Araw ng Kalayaan last June 12, 2024. To contribute to its significance, PCSO raised its jackpot prize to P126 Million in the Ultra Lotto game.

4. Conduct of Strategic Planning Workshop for CY 2025

The top management of the agency attended the 2025 Strategic Planning Workshop held on April 15 to 18, 2024 in Panglao, Bohol. This was facilitated by a Highly Technical Consultant who was engaged to provide objective guidance to the process. During the purposive event, the officials set the targets and directions of the agency for the coming year.

IV. Contributions to Nation-Building

A. Tax Remittances

PCSO has been diligently paying its taxes to the Bureau of Internal Revenue (BIR) as contribution to nation-building.

The Agency paid a total of P4,388,656,604.39 to the BIR for the period April to June 2024. Table 18 illustrates the breakdown of the taxes paid for the second quarter of 2024.

Table 18 Breakdown of Taxes Paid, 2nd Quarter, CY 2024

Type of Tax/Payment	Amount Paid
Final Income Tax – 20% winnings	247,985,517.12
Creditable Income Taxes Withheld (Expanded)	259,616,532.75
Value Added Tax and Other Percentage Withheld	149,253,822.47
Documentary Stamp Tax	2,946,022,783.40
Taxes Withheld on Compensation	60,303,425.33
Corporate Income Tax	725,474,523.32
Total	P4,388,656,604.39

Compared to the tax remittance of P2.6 Billion for the second quarter of 2023, PCSO's tax remittance for the second quarter of 2024 went up by 67%.

Table 19 PCSO Taxes Paid to BIR, 2nd Quarter, CY 2024 vs 2nd Quarter, CY 2023

Period	2nd Quarter, 2024	2 nd Quarter, 2023
Total Taxes Paid	P4,388,656,604.39	P2,649,679,437.68

V. Customer Feedback Mechanisms

To be accessible and responsive to its clientele, PCSO utilizes the online feedback system, 8888 Hotline, and the PCSO official social media accounts to generate and act upon external feedbacks which includes inquiries, complaints, suggestions, and commendations made to PCSO.

A. 8888 Hotline

Concerns and complaints regarding government services is now just a text away through the 8888 Citizens Complaint Hotline, the 24 hours a day and 7 days a week public service hotline.

During the second quarter of 2024, PCSO closed 19 concerns/complaints received via the 8888 Hotline.

Table 20 Summary of 8888 Hotline, 2nd Quarter, CY 2024

Month	Number of concerns/complaints received	Number of concerns/complaints addressed
April	5	5
May	9	9
June	5	5
Total	19	19

B. Online Feedback

PCSO acted on all the feedbacks received online from April to June 2024. Out of the 125 total received, PCSO sent replies to these feedbacks while 5 were referred to concerned offices for appropriate action.

Table 21 Summary of Online Feedback, 2nd Quarter, CY 2024

Month	Received	Replied	Referred
April	44	43	1
May	44	42	2
June	37	35	2
Total	125	120	5

C. PCSO Social Media Accounts



The official social media accounts of PCSO are also portals for interacting with the clients of the Agency. Further, the Agency posts the live lotto draws, and announcements for information of the public.