



**Philippine Charity
Sweepstakes Office
Accomplishment Report
Third Quarter, CY 2024**

TABLE OF CONTENTS

I. Introduction	4
II. About PCSO	4
III. Operational Accomplishments	6
A. Fund Generation Activities	6
B. Jackpot Winners	9
C. Fund Provision Activities	10
1. Charity Programs.....	11
2. Compliance with Mandatory Contributions.....	21
3. Corporate Social Responsibility (CSR) Initiatives.....	21
D. Other Significant Accomplishments	23
1. Conduct of PCSO Charity Summit	23
2. PCSO General Manager Elected as APLA Executive Committee Member	23
3. Conduct of Mid-Year Operational Review	23
4. Conduct of Gender Sensitivity Training.....	23
5. Participation in the CSC Run	23
6. Groundbreaking Ceremony of the PCSO Corporate Center.....	24
7. Establishment of PCSO Backup Draw Court at CIAC	24
IV. Contributions to Nation-Building	24
A. Tax Remittances	24
V. Customer Feedback Mechanisms	25
A. 8888 Hotline	25
B. Online Feedback	25
C. PCSO Social Media Accounts	26

LIST OF TABLES

Table 1. PCSO Retail Receipts, 3rd Quarter, 2024	6
Table 2 Lotto Retail Receipts, 3rd Quarter, CY 2024	7
Table 3 Digit Games Retail Receipts, 3 rd Quarter, CY 2024	8
Table 4 STL Monthly Retail Receipts, 3rd Quarter, 2024 and 2023	9
Table 5 Number of Jackpot Winners and Total Winnings, 3rd Quarter, 2024	9
Table 6 Jackpot Winners and Jackpot Prizes per Game, 3rd Quarter, 2024	9
Table 7 Summary of Fund Provision Activities, 3rd Quarter, 2024 and 2023	10
Table 8 Breakdown of MAP Assistance, 3rd Quarter, CY 2024	12
Table 9 Breakdown of Regular MAP Assistance, 3 rd Quarter, 2024	12
Table 10 Breakdown of MAP Assistance in Malasakit Centers, 3rd Quarter, 2024	13
Table 11 Breakdown of MAP Assistance for Catastrophic Illnesses, 3 rd Quarter, CY 2024	14
Table 12 IPP Recipients, 3 rd Quarter, CY 2024	14
Table 13. List of MTVDP Recipients, 3rd Quarter, CY 2024	15
Table 14 Medical Equipment Donation Program Recipients for 3rd Quarter, 2024	19
Table 15 List of Medical and Dental Missions Conducted, 3rd Quarter, CY 2024	20
Table 16. Mandatory Contributions Released, 3 rd Quarter, 2024	21
Table 17 Breakdown of Medical and Assistive Devices Distributed, 3 rd Quarter, CY 2024	21
Table 18 Breakdown of Taxes Paid, 3rd Quarter, CY 2024	24
Table 19 PCSO Taxes Paid to BIR, 3 rd Quarter, CY 2024 vs 3 rd Quarter, CY 2024	24
Table 20 Summary of 8888 Hotline, 3 rd Quarter, CY 2024	25
Table 21 Summary of Online Feedback, 3 rd Quarter, CY 2024	25

LIST OF FIGURES

Figure 1 PCSO Gross Receipts	5
Figure 2 Allocation of Net Receipts	6
Figure 3 Breakdown of PCSO Games, 3 rd Quarter, 2024	7
Figure 4 Lotto Retail Receipts per Game, 3rd Quarter, 2024	8
Figure 5 Digit Games Retail Receipts, 3rd Quarter, 2024	9
Figure 6 Total Jackpot Prize Winnings per Lotto Game, 3rd Quarter, CY 2024	10

I. Introduction

This report covers the operational and administrative accomplishments, contributions to nation-building, and results of the customer feedback mechanisms of the Philippine Charity Sweepstakes Office (PCSO) for the period July to September 2024. When possible, for-the-period information is compared to PCSO's performance for the same period in 2023.

This document is prepared for purposes of fulfilling the Agency's reporting accountabilities to the Office of the President and the Governance Commission for Government-Owned and -Controlled Corporations (GOCCs).

II. About PCSO

The Philippine Charity Sweepstakes Office (PCSO) is a 100% Government-Owned and Controlled Corporation (GOCC) under the Office of the President.

In March 1935, then President Manuel L. Quezon approved Act 4130 – the law passed by the Philippine Legislature on October 30, 1934 creating the Philippine Charity Sweepstakes Office, replacing the then National Charity Sweepstakes. On June 18, 1954, Republic Act 1169 (PCSO Charter) was enacted into law providing for charity sweepstakes and lotteries once a month when there are no Sweepstakes draws and races. The PCSO has since then remained to be the indispensable charity arm of the government, frequently summoned to provide funding for essential health and welfare activities and projects nationwide.

The mandate of the Philippine Charity Sweepstakes Office (PCSO) is to conduct lottery games to raise revenues and provide funds for health, medical, and welfare-related activities and charities of national character.

Vision

The PCSO is the principal government agency committed to excellence in generating sustainable funds for health programs and charities of national character through responsible gaming towards a prosperous, inclusive, and resilient society.

Mission

- We hold and conduct transparent sweepstakes races, lotteries, and other similar activities;
- We provide responsive assistance to eligible recipients and beneficiaries;
- We continually develop our people, innovate, and improve our products and services; and
- We establish strong partnerships with responsible agents and stakeholders.

Core Values

Patriotism | **I**ntegrity | **E**xcellence | **S**pirituality | **C**ompassion

Revenue Allocation

Section 6 of Republic Act No. 1169, otherwise known as the PCSO Charter, provides that the net receipts (gross receipts less 2% printing cost), as shown in *Figure 1*, is divided among three distinct funds: the Prize Fund at 55%, the Charity Fund at 30%, and lastly, the Operating Fund at 15% of the net receipts (*Figure 2*).

The **Prize Fund**, which accounts for 55% of the net receipts, is used to pay prizes for holders and sellers of winning tickets. Unclaimed prizes or balances in the Prize Fund revert to and become part of the Charity Fund after one (1) year.

The **Charity Fund**, which is 30% of the net receipts, is used exclusively to finance and support health programs, medical assistance and services, and/or charities of national character.

The **Operating Fund** consists of 15% of net receipts and is used to support the PCSO's day-to-day operating/maintenance and capital expenditures. Unutilized Operating Fund at the end of the fiscal year becomes part of the Charity Fund.

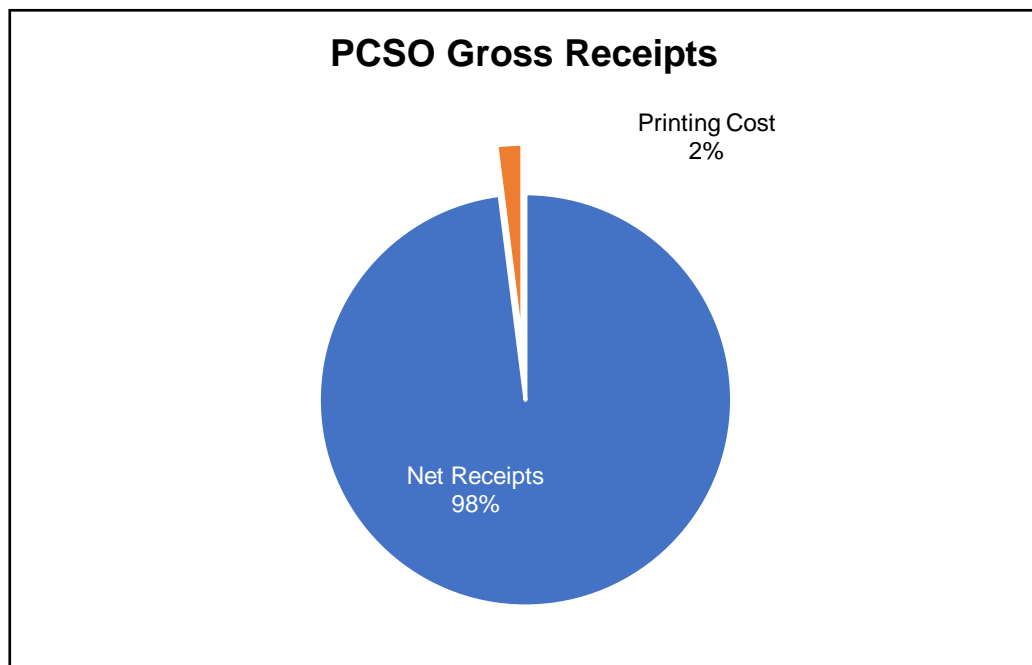


Figure 1 PCSO Gross Receipts

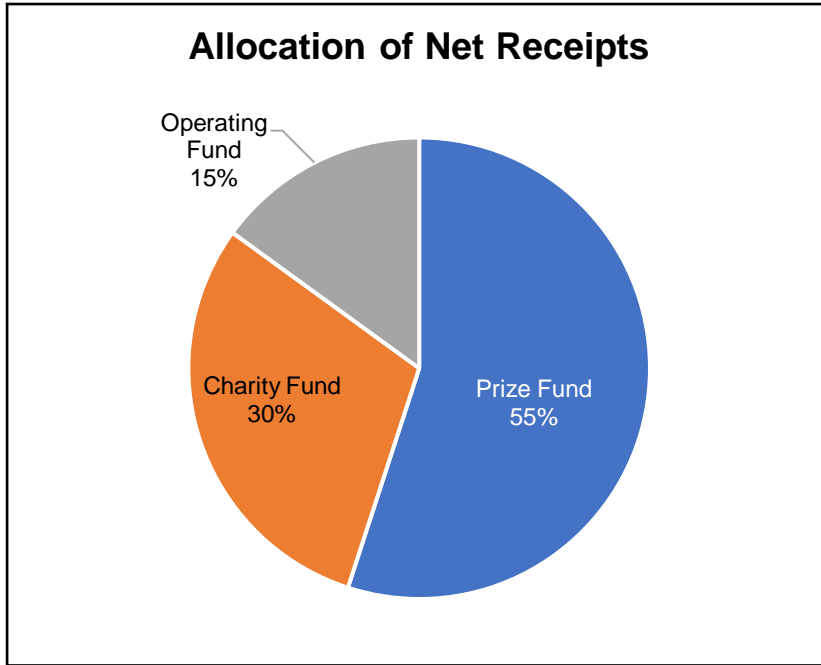


Figure 2 Allocation of Net Receipts

III. Operational Accomplishments

A. Fund Generation Activities

From July to September 2024, the Philippine Charity Sweepstakes Office (PCSO) generated a total of P15,190,260,300.28 from its gaming activities.

PCSO's total retail receipts earned for the third quarter of 2024 show the Small Town Lottery as the highest earner among the three (3) gaming products of the Agency (Table 1).

Table 1. PCSO Retail Receipts, 3rd Quarter, 2024

PCSO Games	Retail Receipts
	3 rd Quarter, 2024
Lotto and Digit Games	7,056,213,940.00
Small Town Lottery	7,871,546,360.28
National Instant Sweepstakes Program	262,500,000.00
Total	15,190,260,300.28

Figure 3 illustrates the percentage of sales with the Small Town Lottery contributing 52% to the total revenues raised for the quarter, followed by Lotto with 46%, and National Instant Sweepstakes Program (NISP) contributing 2% of the total retail receipts.

Breakdown of PCSO Games, 3rd Quarter, 2024

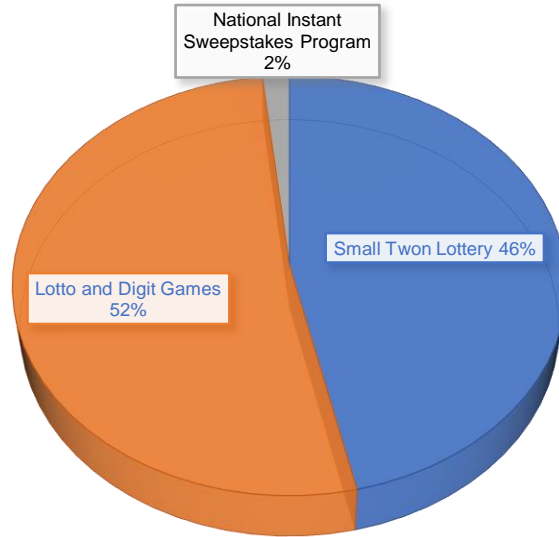


Figure 3 Breakdown of PCSO Games, 3rd Quarter, 2024

On the contribution of the various lotto games, the lotto jackpot bearing games contributed P4,098,854,280.00 to the sales for the third quarter. P7,019,264,270.00 or 99% came from the Philippine Lottery System (PLS) or those tickets bought through physical lotto outlets nationwide, while only one percent or P23,502,140.00 was generated from PCSO’s online platform, E-Lotto. E-lotto sales covered only until July 11, 2024 as the platform was temporarily suspended.

Table 2 Lotto Retail Receipts, 3rd Quarter, CY 2024

Lotto Game	Retail Receipts (3 rd Quarter, 2024)		Total
	Philippine Lottery System (PLS)	E-Lotto	
Lotto 6/42	566,592,300.00	3,179,480.00	569,771,780.00
Mega Lotto 6/45	700,470,600.00	3,061,580.00	703,532,180.00
Super Lotto 6/49	794,086,620.00	9,717,800.00	803,804,420.00
Grand Lotto 6/55	1,138,599,880.00	4,684,200.00	1,143,284,080.00
Ultra Lotto 6/58	899,104,880.00	2,859,080.00	901,963,960.00
Total	4,098,854,280.00	23,502,140.00	4,122,356,420.00

Among the lotto games, the Grand Lotto 6/55 generated the highest revenue amounting to P1,143,284,080.00, while Lotto 6/42 generated the lowest retail receipts of P569,771,780.00 as shown in Figure 4.

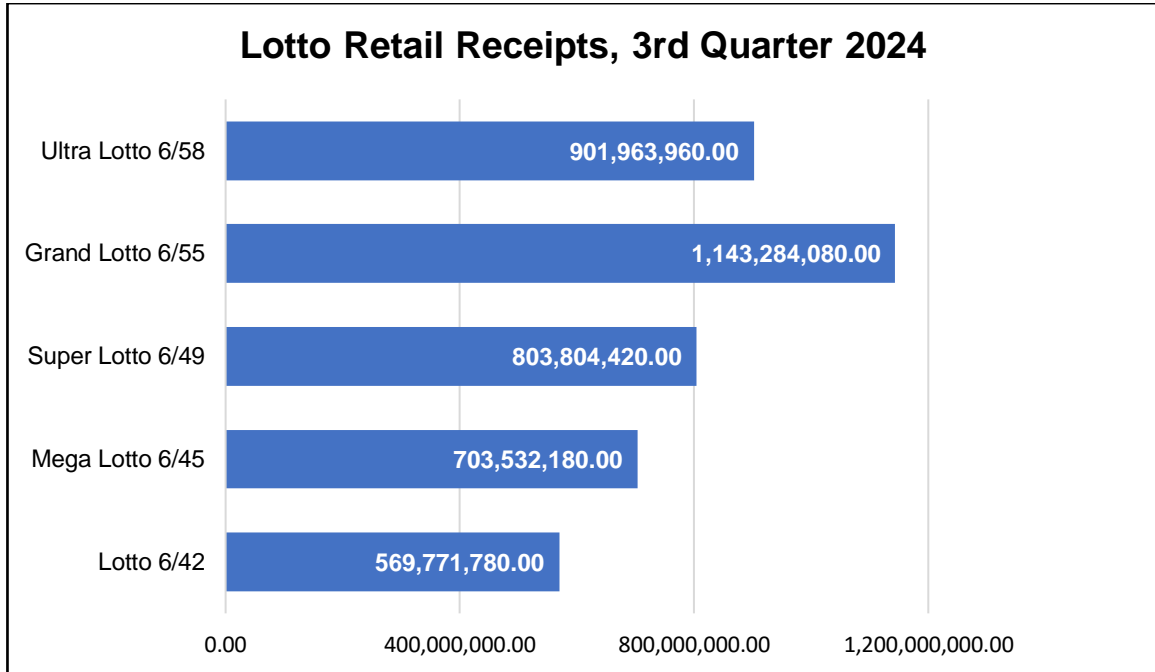


Figure 4 Lotto Retail Receipts per Game, 3rd Quarter, 2024

Meanwhile, the digit games posted a total of P2,933,857,520.00 for the third quarter of 2024. The amount of P2,920,409,990.00 was generated from the sales of PLS while P13,477,530.00 came from the E-Lotto (Table 3).

Table 3 Digit Games Retail Receipts, 3rd Quarter, CY 2024

Digit Game	Retail Receipts (3rd Quarter, 2024)		Total
	Philippine Lottery System (PLS)	E-Lotto	
2D Lotto	1,598,744,680.00	4,444,490.00	1,603,189,170.00
3D Lotto	1,099,891,410.00	6,897,370.00	1,106,788,780.00
4D Lotto	117,687,020.00	966,200.00	118,653,220.00
6D Lotto	104,086,880.00	1,139,470.00	105,226,350.00
Total	2,920,409,990.00	13,447,530.00	2,933,857,520.00

Based on Figure 5, the highest revenue contributor among the digit games is the 2D with P1,603,189,170.00, while 6D contributed the least in the amount of P105,226,350.00.

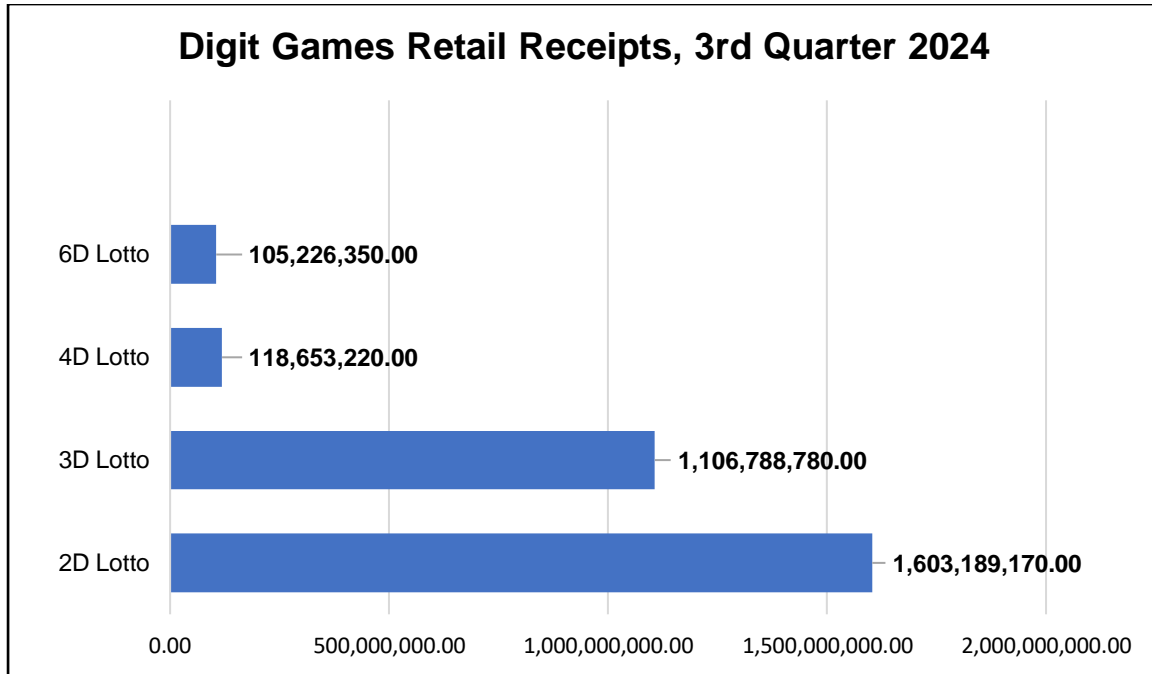


Figure 5 Digit Games Retail Receipts, 3rd Quarter, 2024

Lastly, the Small Town Lottery (STL) generated P7,871,546,360.28 which is 8% higher than the retail receipts generated during the same period in 2023. Table 4 shows the monthly retail receipts of STL from July to September 2024.

Table 4 STL Monthly Retail Receipts, 3rd Quarter, 2024 and 2023

Month	2024	2023	% Inc/Dec
July	2,531,956,412.00	2,422,238,199.50	5%
August	2,636,346,328.00	2,434,071,793.00	8%
September	2,703,243,620.28	2,444,384,261.50	11%
Total	7,871,546,360.28	7,300,694,254.00	8%

B. Jackpot Winners

For the third quarter of 2024, 18 lucky bettors won in the different lotto jackpot games with total winnings amounting to P742,168,545.20.

Table 5 Number of Jackpot Winners and Total Winnings, 3rd Quarter, 2024

	3rd Quarter, 2024
Number of Jackpot Winners	18
Total Jackpot Winnings	P742,168,545.20

During the reporting period, seven (7) lucky players won in the Lotto 6/42, five (5) won in Super Lotto 6/49, four (4) players won in Mega Lotto 6/45, and two (2) lotto players each won in the Grand Lotto 6/55 (Table 6).

Table 6 Jackpot Winners and Jackpot Prizes per Game, 3rd Quarter, 2024

Lotto Game	No. of Jackpot Winners	Net Jackpot Prize (less 1% commission)

Lotto 6/42	7	121,302,290.20
Mega Lotto 6/45	4	74,369,141.00
Super Lotto 6/49	5	265,234,034.00
Grand Lotto 6/55	2	281,263,080.00
Total	18	742,168,545.20

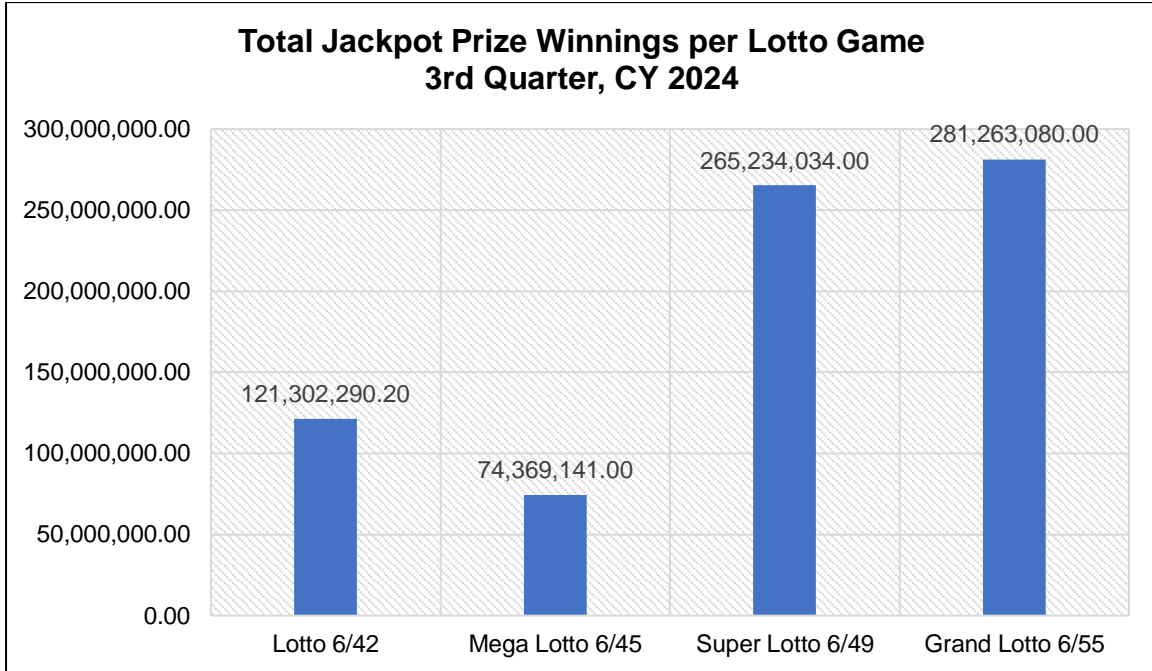


Figure 6 Total Jackpot Prize Winnings per Lotto Game, 3rd Quarter, CY 2024

Meanwhile, Figure 6 shows jackpot prize winnings from July to September 2024 where Grand Lotto 6/55 had the highest jackpot prize share amounting to P281 Million while the lowest jackpot prize winning is from Mega Lotto 6/45 in the amount of P74 Million. There is no winner for the Ultra Lotto 6/58 for this quarter.

C. Fund Provision Activities

The PCSO provides funds through its various charity and medical programs and services like the Medical Assistance Program (MAP), Institutional Partnership Program, Medical Transport Vehicle Donation Program (MTVDP), Medical Equipment Donation Program, and Medicine Donation Program, among others.

From July to September 2024, the PCSO assisted 70,857 individuals and 260 partner institutions and Local Government Units (LGUs) by providing a total of P1,242,428,405.28 showing a 174% increase in assistance from the same period in 2023 as shown in Table 7.

Table 7 Summary of Fund Provision Activities, 3rd Quarter, 2024 and 2023

No.	Period	3rd Quarter, 2024		3rd Quarter, 2023		Inc/Dec (Amount)
	Program	No. of Beneficiaries	Amount of Assistance	No. of Beneficiaries	Amount of Assistance	

1-A	Regular Medical Access Program (MAP)	54,360	556,938,087.78	58,133	344,302,111.33	-6%
1-B	Medical Assistance in Malasakit Centers Program (MAM)	13,260	152,274,640.73	8,389	72,020,519.51	58%
1-C	MAP Catastrophic Illnesses	4	2,183,777.66	0	0	
2	Institutional Partnership Program	8	5,900,000.00	6	2,500,000.00	33%
3	Medical Transport Vehicle Donation Program (MTVDP)	238	504,560,000.00	15	31,669,000.00	1487%
	Medical Equipment Donation Program	8	20,467,988.00	0	-	
5	Medicine Donation Program (Main and Branch Offices)	0	0.00	55	2,744,437.65	-100%
6	Medical and Dental Mission	3	8,825.30	11	29,972.73	-73%
	Special Mission	3	0.00			
7	Multi-Specialty Clinic	720	0	413	-	74%
8	Out-Patient Services	1427	53,497.24	1,408	45,259.17	1%
9	Employees Consultation and Management (including dependents and retirees)	1086	41,588.57	4,087	37,445.33	-73%
10	Ambulance Conduction	0	0	0	-	
	Total Individuals	70,857	1,242,428,405.28	72,017	453,348,745.72	174%
	Total Partner Agencies/LGUs/IP	260		87		

Note: subject to adjustments

The succeeding sections detail the accomplishments of PCSO's fund provision activities through its programs and services.

1. Charity Programs

a. Medical Assistance Program (MAP)

The MAP assists male and female individuals with health-related problems who seek financial help. The PCSO extends financial assistance by augmenting their funds, in partnership with government and private hospitals, health facilities, medicine retailers and other partners. Under the MAP, there are three categories: (1) Regular MAP; (2) Medical Assistance in Malasakit Centers Program (MAM); and (3) MAP for Catastrophic Illnesses.

For the third quarter, a total of 67,624 patients benefitted from the MAP, where PCSO provided a total of P711,396,506.17 worth of assistance (Table 8).

Table 8 Breakdown of MAP Assistance, 3rd Quarter, CY 2024

No.	MAP Category	No. of Beneficiaries	Amount of Assistance
1	Regular Medical Access Program (MAP)	54,360	556,938,087.78
2	Medical Assistance in Malasakit Centers Program (MAM)	13,260	152,274,640.73
3	MAP Catastrophic Illnesses	4	2,183,777.66
	Total	67,624	711,396,506.17

The following sub-sections details the MAP assistance for various categories.

i. Regular Medical Assistance Program

The Regular Medical Assistance Program helps persons with health-related problems in partnership with government and private hospitals, health facilities, medicine retailers, and other partners. Services covered by the program are confinement, erythropoietin (dialysis injection), chemo drugs, specialty medicines, hemodialysis, laboratory (blood chemistry), diagnostic, and imaging procedures, and implant/medical devices.

Patients availing of the Regular MAP are served through the PCSO Head Office and Branch Offices nationwide. For the third quarter, the PCSO released P556,938,087.78 as assistance to 54,360 beneficiaries under the Regular MAP.

Out of the 54,360 beneficiaries, there were 25,664 male beneficiaries (47%) and 28,696 females (53%) who received assistance from the MAP.

In terms of nature of requests, the top requested assistance is for confinement with 38,829 requests, followed by chemo drugs with 7,053 requests. Ranking third is laboratory/diagnostic procedures with 3,824 requests. Other requests of patients may be found in Table 9.

Table 9 Breakdown of Regular MAP Assistance, 3rd Quarter, 2024

No.	Nature of Requests	Male		Female		Total	
		Amount	No. of Cases	Amount	No. of Cases	Amount of Assistance	No. of Cases
1	Confinement	205,576,351.88	19,546	191,858,824.88	19,283	397,435,176.76	38,829
2	Dialysis Injection	4,058,617.20	940	3,471,446.36	772	7,530,063.56	1,712
3	Chemo Drugs	28,123,815.79	1,944	61,297,865.52	5,109	89,421,681.31	7,053
4	Radiation Therapy	1,695,066.00	112	3,842,003.80	279	5,537,069.80	391
5	Hemophilia Medicines	1,596,113.81	85	32,600.00	3	1,628,713.81	88
6	Rheumatoid Arthritis Medicines	588,523.12	32	892,389.98	65	1,480,913.10	97
7	Anti-Lupus Medicines	246,853.20	31	813,854.79	110	1,060,707.99	141
8	Immunocompromised Diseases (IVIG)	134,562.00	12	231,674.50	19	366,236.50	31
9	Psoriasis Medicines	604,605.25	37	886,217.36	55	1,490,822.61	92
10	Orphan Disease Medicines	22,000.00	2	-	-	22,000.00	2
11	Idiopathic Thrombocytopenic Purpura (ITP) Medicines	207,206.69	19	347,376.48	29	554,583.17	48

12	Thalassemia Medicines	120,761.72	12	115,128.57	11	235,890.29	23
13	Neuro-Psychiatric Medicines	675,614.00	181	677,930.78	190	1,353,544.78	371
14	Laboratory/ Diagnostics Procedures	12,789,982.90	1,574	18,875,633.98	2,250	31,665,616.88	3,824
15	Bone Implant	4,547,754.66	216	2,175,096.28	99	6,722,850.94	315
16	Pacemaker	-	-	10,000.00	1	10,000.00	1
17	Post Transplant	2,362,832.05	167	1,682,747.23	120	4,045,579.28	287
18	Rehabilitation Therapy	4,521,620.00	754	1,855,017.00	301	6,376,637.00	1,055
Total		267,872,280.27	25,664	289,065,807.51	28,696	556,938,087.78	54,360

Note: subject to adjustments

ii. Medical Assistance in Malasakit Centers (MAM) Program

In 2019, Republic Act No. 11463 or the Malasakit Center Act was enacted seeking to establish Malasakit Centers in hospitals run by the Department of Health nationwide. These centers serve as a one stop-shop that provides financial and medical assistance to indigent and financially incapacitated patients. These centers are created for Filipinos to have a convenient, free of charge, accessible and efficient medical services.

During the third quarter, the PCSO assisted 13,260 beneficiaries in the Malasakit Centers nationwide, with assistance amounting to P152,274,640.73 (Table 10). Out of the 13,260 beneficiaries, 6,266 are male patients while 6,994 are female patients.

Table 10 Breakdown of Assistance in Malasakit Centers, 3rd Quarter, 2024

No.	Nature of Requests	Male		Female		Total	
		Amount	No. of Cases	Amount	No. of Cases	Amount	No. of Requests
1	Confinement	40,590,492.21	3,581	30,577,718.04	2,824	71,168,210.25	6,405
2	Dialysis Injection	242,709.60	50	218,700.00	45	461,409.60	95
3	Chemo Drugs	8,934,997.13	655	21,303,779.75	1,796	30,238,776.88	2,451
4	Radiation Therapy	350,500.00	32	579,080.00	66	929,580.00	98
5	Hemophilia Medicine	239,617.00	15	-	-	239,617.00	15
6	Rheumatoid Arthritis Medicines	60,000.00	4	176,300.00	11	236,300.00	15
7	Anti-Lupus Medicines	6,600.00	2	50,957.00	8	57,557.00	10
8	Immunocompromised Diseases (IVIG)	30,000.00	3	8,097.00	1	38,097.00	4
9	Psoriasis Medicines	403,700.00	23	894,200.00	51	1,297,900.00	74
10	Orphan Disease	-	-	-	-	-	-
11	Idiopathic Thrombocytopenic Purpura (ITP) Medicines	216,200.00	15	323,130.00	21	539,330.00	36
12	Thalassemia Medicines	46,000.00	4	12,000.00	1	58,000.00	5
13	Neuro-Psychiatric Medicines	5,000.00	1	-	-	5,000.00	1
14	Laboratory/Diagnostics Procedures	11,088,788.99	1,213	15,695,074.01	1,650	26,783,863.00	2,863
15	Bone Implant	9,734,000.00	467	6,046,500.00	278	15,780,500.00	745
16	Post Transplant	2,006,800.00	188	2,228,200.00	212	4,235,000.00	400
17	Rehabilitation Therapy	63,500.00	13	142,000.00	30	205,500.00	43
Total		74,018,904.93	6,266	78,255,735.80	6,994	152,274,640.73	13,260

Note: subject to adjustments

iii. MAP Catastrophic Illnesses

The PCSO MAP also covers expenses for catastrophic illnesses particularly for kidney/liver transplant and coronary artery bypass graft. From July to September 2024, PCSO assisted four (4) patients amounting to P2,183,777.66. Two patients underwent kidney transplant, while one patient underwent coronary heart bypass graft.

Table 11 Breakdown of MAP Assistance for Catastrophic Illnesses, 3rd Quarter, CY 2024

No.	Nature of Requests	Male		Female		Total	
		Amount	No. of Cases	Amount	No. of Cases	Amount of Assistance	No. of Requests
1	Kidney Transplant	483,777.66	1	1,200,000.00	2	1,683,777.66	3
2	Coronary Artery Bypass Graft (CABG)	500,000.00	1			500,000.00	1
	Total	983,777.66	2	1,200,000.00	2	2,183,777.66	4

b. Institutional Partnership Program (IPP)

This program assists various welfare agencies and charitable medical facilities to further extend the charity services of the government, particularly in the medical and health needs of the poor and disadvantaged sector in the local communities.

From July to September 2024, PCSO released P5,900,000.00 to eight (8) institutions.

Table 12 IPP Recipients, 3rd Quarter, CY 2024

Region	Province	City/ Municipality	Partner Agency	Amount Of Assistance
NCR		Parañaque City	Saint Rita Orphanage, Inc.	500,000.00
NCR		Pasay City	Pangarap Foundation, Inc.	800,000.00
II	Cagayan	Lal-lo	The Good Shepherd for Children, Inc.	500,000.00
III	Tarlac	Tarlac City	Rehoboth Children's Home, Inc.	500,000.00
IV-A	Rizal	Antipolo City	First Love International Ministries (Phils.), Inc.	800,000.00
IV-A	Batangas	Batangas City	Buklod-Unlad ng Batangas, Inc. (BUBI)	1,000,000.00
VII	Bohol	Tagbilaran City	Speech Language and Beyond Therapy Inc. (SLBTI)	1,000,000.00
VII	Negros Oriental	Sibulan	Bata ng Calabnugan	800,000.00
Total				5,900,000.00

c. Medical Transport Vehicle Donation Program (MTVDP)

This program provides patient transport vehicles to local government units located in conflict-stricken areas and vulnerable communities and those Geographically Isolated and Disadvantaged Areas (GIDAs) to immediately and safely transport the patients to, from, and between locations with most efficient access to places of treatment by land, water, and areas of rough and mountainous terrain.

For the third quarter of 2024, PCSO released a total of 238 Patient Transport Vehicle (PTV) units to various LGUs and institutions with a total amount of P504,560,000.00. Table 13 shows the list of MTVDP recipients for this quarter.

Table 13. List of MTVDP Recipients, 3rd Quarter, CY 2024

NO.	REGION	PROVINCE	CITY/ MUNICIPALITY	RECIPIENT/ DONEE	AMOUNT OF ASSISTANCE
1	CAR	Benguet	Baguio General Hospital	LGU	2,120,000.00
2	CAR	Abra	Bangued	LGU	2,120,000.00
3	CAR	Abra	Licuan-Baay	LGU	2,120,000.00
4	CAR	Apayao	Calanasan	LGU	2,120,000.00
5	CAR	Ifugao	Hingyon	LGU	2,120,000.00
6	CAR	Mt. Province	Paracelis	LGU	2,120,000.00
7	CAR	Mt. Province	Sagada	LGU	2,120,000.00
8	II	Isabela	Cauayan City	LGU	2,120,000.00
9	II	Isabela	Delfin Albano	LGU	2,120,000.00
10	II	Isabela	Reina Mercedes	LGU	2,120,000.00
11	III	Bulacan	Baliwag	LGU	2,120,000.00
12	III	Bulacan	Obando	LGU	2,120,000.00
13	III	Bulacan	Plaridel	LGU	2,120,000.00
14	III	Bulacan	San Ildelfonso	LGU	2,120,000.00
15	III	Bulacan	San Miguel	LGU	2,120,000.00
16	III	Pampanga	Sasmuan	LGU	2,120,000.00
17	III	Tarlac	Victoria	LGU	2,120,000.00
18	IV-A	Batangas	Agoncillo	LGU	2,120,000.00
19	IV-A	Batangas	Balayan	LGU	2,120,000.00
20	IV-A	Batangas	Balete	LGU	2,120,000.00
21	IV-A	Batangas	Calaca City	LGU	2,120,000.00
22	IV-A	Batangas	Lemery	LGU	2,120,000.00
23	IV-A	Batangas	Lian	LGU	2,120,000.00
24	IV-A	Batangas	Lipa City	LGU	2,120,000.00
25	IV-A	Batangas	Lobo	LGU	2,120,000.00
26	IV-A	Batangas	Mataasnakahoy	LGU	2,120,000.00
27	IV-A	Batangas	Nasugbu	LGU	2,120,000.00
28	IV-A	Batangas	Padre Garcia	LGU	2,120,000.00
29	IV-A	Batangas	Santo Tomas City	LGU	2,120,000.00
30	IV-A	Batangas	Taal	LGU	2,120,000.00
31	IV-A	Batangas	Tingloy	LGU	2,120,000.00
32	IV-A	Batangas	Tuy	LGU	2,120,000.00
33	IV-A	Cavite	Alfonso	LGU	2,120,000.00
34	IV-A	Cavite	Amadeo	LGU	2,120,000.00
35	IV-A	Cavite	Carmona	LGU	2,120,000.00
36	IV-A	Cavite	Cavite City	LGU	2,120,000.00
37	IV-A	Cavite	Dasmariñas City	LGU	2,120,000.00
38	IV-A	Cavite	Imus City	LGU	2,120,000.00
39	IV-A	Cavite	Indang	LGU	2,120,000.00
40	IV-A	Cavite	Kawit	LGU	2,120,000.00
41	IV-A	Cavite	Magallanes	LGU	2,120,000.00

42	IV-A	Cavite	Maragondon	LGU	2,120,000.00
43	IV-A	Cavite	Mendez	LGU	2,120,000.00
44	IV-A	Cavite	Naic	LGU	2,120,000.00
45	IV-A	Cavite	Noveleta	LGU	2,120,000.00
46	IV-A	Cavite	Rosario	LGU	2,120,000.00
47	IV-A	Cavite	Tanza	LGU	2,120,000.00
48	IV-A	Cavite	Ternate	LGU	2,120,000.00
49	IV-A	Cavite	Trece Martires City	LGU	2,120,000.00
50	IV-A	Laguna	Bay	LGU	2,120,000.00
51	IV-A	Laguna	Cabuyao City	LGU	2,120,000.00
52	IV-A	Laguna	Calamba City	LGU	2,120,000.00
53	IV-A	Laguna	Calauan	LGU	2,120,000.00
54	IV-A	Laguna	Los Baños	LGU	2,120,000.00
55	IV-A	Laguna	Mabitac	LGU	2,120,000.00
56	IV-A	Laguna	Majayjay	LGU	2,120,000.00
57	IV-A	Laguna	Pakil	LGU	2,120,000.00
58	IV-A	Laguna	Rizal	LGU	2,120,000.00
59	IV-A	Laguna	San Pablo City	LGU	2,120,000.00
60	IV-A	Laguna	Santa Rosa City	LGU	2,120,000.00
61	IV-B	Oriental Mindoro	Puerto Galera	LGU	2,120,000.00
62	IV-B	Palawan	Bataraza	LGU	2,120,000.00
63	IV-A	Quezon	Agdangan	LGU	2,120,000.00
64	IV-A	Quezon	Alabat	LGU	2,120,000.00
65	IV-A	Quezon	Atimonan	LGU	2,120,000.00
66	IV-A	Quezon	Burdeos	LGU	2,120,000.00
67	IV-A	Quezon	Candelaria	LGU	2,120,000.00
68	IV-A	Quezon	Dolores	LGU	2,120,000.00
69	IV-A	Quezon	General Nakar	LGU	2,120,000.00
70	IV-A	Quezon	Guinayangan	LGU	2,120,000.00
71	IV-A	Quezon	Gumaca	LGU	2,120,000.00
72	IV-A	Quezon	Jomalig	LGU	2,120,000.00
73	IV-A	Quezon	Lopez	LGU	2,120,000.00
74	IV-A	Quezon	Macalelon	LGU	2,120,000.00
75	IV-A	Quezon	Mulanay	LGU	2,120,000.00
76	IV-A	Quezon	Perez	LGU	2,120,000.00
77	IV-A	Quezon	Plaridel	LGU	2,120,000.00
78	IV-A	Quezon	Polillo	LGU	2,120,000.00
79	IV-A	Quezon	Sampaloc	LGU	2,120,000.00
80	IV-A	Quezon	San Francisco	LGU	2,120,000.00
81	IV-A	Quezon	San Narciso	LGU	2,120,000.00
82	IV-A	Quezon	Sariaya	LGU	2,120,000.00
83	IV-A	Quezon	Tayabas City	LGU	2,120,000.00
84	IV-A	Rizal	Angono	LGU	2,120,000.00
85	IV-A	Rizal	Cainta	LGU	2,120,000.00
86	IV-A	Rizal	Cardona	LGU	2,120,000.00
87	IV-A	Rizal	Morong	LGU	2,120,000.00
88	IV-A	Rizal	Piilla	LGU	2,120,000.00
89	IV-A	Rizal	San Mateo	LGU	2,120,000.00
90	IV-A	Rizal	Tanay	LGU	2,120,000.00
91	IV-A	Rizal	Taytay	LGU	2,120,000.00
92	V	Albay	Pio Duran	LGU	2,120,000.00
93	V	Camarines Sur	Balatan	LGU	2,120,000.00
94	V	Camarines Sur	Bato	LGU	2,120,000.00
95	V	Camarines Sur	Buhi	LGU	2,120,000.00
96	V	Camarines Sur	Calabanga	LGU	2,120,000.00
97	V	Camarines Sur	Camaligan	LGU	2,120,000.00
98	V	Camarines Sur	Caramoan	LGU	2,120,000.00
99	V	Camarines Sur	Gainza	LGU	2,120,000.00

100	V	Camarines Sur	Goa	LGU	2,120,000.00
101	V	Camarines Sur	Lupi	LGU	2,120,000.00
102	V	Camarines Sur	Milaor	LGU	2,120,000.00
103	V	Camarines Sur	Minalabac	LGU	2,120,000.00
104	V	Camarines Sur	Pamplona	LGU	2,120,000.00
105	V	Camarines Sur	Pasacao	LGU	2,120,000.00
106	V	Camarines Sur	Pili	LGU	2,120,000.00
107	V	Camarines Sur	Ragay	LGU	2,120,000.00
108	V	Camarines Sur	Sagñay	LGU	2,120,000.00
109	V	Camarines Sur	San Fernando	LGU	2,120,000.00
110	V	Camarines Sur	Sipocot	LGU	2,120,000.00
111	V	Camarines Sur	San Jose	LGU	2,120,000.00
112	V	Camarines Sur	Siruma	LGU	2,120,000.00
113	V	Catanduanes	Bagamanoc	LGU	2,120,000.00
114	IV-B	Rizal	City Of Antipolo	LGU	2,120,000.00
115	I	Ilocos Norte	Carasi	LGU	2,120,000.00
116	I	Ilocos Norte	Pinili	LGU	2,120,000.00
117	I	Ilocos Norte	Dumalneg	LGU	2,120,000.00
118	I	Ilocos Norte	Paoay	LGU	2,120,000.00
119	I	Ilocos Norte	Sarrat	LGU	2,120,000.00
120	I	Ilocos Norte	Vintar	LGU	2,120,000.00
121	I	Ilocos Norte	Batac City	LGU	2,120,000.00
122	I	Ilocos Sur	Banayoyo	LGU	2,120,000.00
123	I	Ilocos Sur	Santiago	LGU	2,120,000.00
124	I	Ilocos Sur	Sinait	LGU	2,120,000.00
125	I	Ilocos Sur	Galimuyod	LGU	2,120,000.00
126	I	La Union	Aringay	LGU	2,120,000.00
127	I	La Union	Bauang	LGU	2,120,000.00
128	I	La Union	Naguilian	LGU	2,120,000.00
129	I	La Union	Pugo	LGU	2,120,000.00
130	I	La Union	Rosario	LGU	2,120,000.00
131	I	La Union	Bacnotan	LGU	2,120,000.00
132	I	Pangasinan	Infanta	LGU	2,120,000.00
133	I	Pangasinan	Santo Tomas	LGU	2,120,000.00
134	I	Ilocos Norte	Badoc	LGU	2,120,000.00
135	I	Ilocos Norte	Burgos	LGU	2,120,000.00
136	I	Ilocos Norte	Dingras	LGU	2,120,000.00
137	I	Ilocos Norte	Laoag City	LGU	2,120,000.00
138	I	Ilocos Norte	Nueva Era	LGU	2,120,000.00
139	I	Ilocos Sur	Bantay	LGU	2,120,000.00
140	I	Ilocos Sur	Cabugao	LGU	2,120,000.00
141	I	Ilocos Sur	Candon City	LGU	2,120,000.00
142	I	Ilocos Sur	Magsingal	LGU	2,120,000.00
143	I	Ilocos Sur	Quirino	LGU	2,120,000.00
144	I	Ilocos Sur	San Emilio	LGU	2,120,000.00
145	I	Ilocos Sur	San Esteban	LGU	2,120,000.00
146	I	Ilocos Sur	San Juan	LGU	2,120,000.00
147	I	Ilocos Sur	San Vicente	LGU	2,120,000.00
148	I	Ilocos Sur	Santa Maria	LGU	2,120,000.00
149	I	Ilocos Sur	Santo Domingo	LGU	2,120,000.00
150	I	Ilocos Sur	Suyo	LGU	2,120,000.00
151	I	La Union	Balaoan	LGU	2,120,000.00
152	I	La Union	San Fernando City	LGU	2,120,000.00
153	I	Pangasinan	Agno	LGU	2,120,000.00
154	I	Pangasinan	Aguilar	LGU	2,120,000.00
155	I	Pangasinan	Alaminos City	LGU	2,120,000.00
156	I	Pangasinan	Anda	LGU	2,120,000.00
157	I	Pangasinan	Basista	LGU	2,120,000.00
158	I	Pangasinan	Binmaley	LGU	2,120,000.00

159	I	Pangasinan	Bugallon	LGU	2,120,000.00
160	I	Pangasinan	Burgos	LGU	2,120,000.00
161	I	Pangasinan	Calasiao	LGU	2,120,000.00
162	I	Pangasinan	Dagupan City	LGU	2,120,000.00
163	I	Pangasinan	Dasol	LGU	2,120,000.00
164	I	Pangasinan	Laoac	LGU	2,120,000.00
165	I	Pangasinan	Mabini	LGU	2,120,000.00
166	I	Pangasinan	Malasiqui	LGU	2,120,000.00
167	I	Pangasinan	Manaoag	LGU	2,120,000.00
168	I	Pangasinan	Mangaldan	LGU	2,120,000.00
169	I	Pangasinan	Mangatarem	LGU	2,120,000.00
170	I	Pangasinan	Natividad	LGU	2,120,000.00
171	I	Pangasinan	Pozorrubio	LGU	2,120,000.00
172	I	Pangasinan	Rosales	LGU	2,120,000.00
173	I	Pangasinan	San Carlos City	LGU	2,120,000.00
174	I	Pangasinan	San Fabian	LGU	2,120,000.00
175	I	Pangasinan	San Jacinto	LGU	2,120,000.00
176	I	Pangasinan	San Quintin	LGU	2,120,000.00
177	I	Pangasinan	Santa Barbara	LGU	2,120,000.00
178	I	Pangasinan	Santa Maria	LGU	2,120,000.00
179	I	Pangasinan	Umingan	LGU	2,120,000.00
180	I	Pangasinan	Urdaneta City	LGU	2,120,000.00
181	I	Pangasinan	Villasis	LGU	2,120,000.00
182	I	Ilocos Sur	Caoayan	LGU	2,120,000.00
183	IV-B	Oriental Mindoro	Bongabong	LGU	2,120,000.00
184	IV-A	Quezon	Patnanungan	LGU	2,120,000.00
185	IV-A	Laguna	Biñan City	LGU	2,120,000.00
186	IV-A	Batangas	Batangas City	LGU	2,120,000.00
187	V	Camarines Sur	Tigaon	LGU	2,120,000.00
188	IV-A	Quezon	Pagbilao	LGU	2,120,000.00
189	IV-A	Quezon	Lucena City	LGU	2,120,000.00
190	IV-A	Rizal	Binangonan	LGU	2,120,000.00
191	IV-A	Rizal	Rodriguez	LGU	2,120,000.00
192	VI	Badiangan	Iloilo	LGU	2,120,000.00
193	VI	Leon	Iloilo	LGU	2,120,000.00
194	VI	Miag-Ao	Iloilo	LGU	2,120,000.00
195	VI	Oton	Iloilo	LGU	2,120,000.00
196	VI	Passi City	Iloilo	LGU	2,120,000.00
197	VI	Tigbauan	Iloilo	LGU	2,120,000.00
198	VI	Escalante City	Negros Occidental	LGU	2,120,000.00
199	VI	Banga	Aklan	LGU	2,120,000.00
200	VI	Lezo	Aklan	LGU	2,120,000.00
201	VI	Madalag	Aklan	LGU	2,120,000.00
202	VI	New Washington	Aklan	LGU	2,120,000.00
203	VI	Anini-Y	Antique	LGU	2,120,000.00
204	VI	Hamtic	Antique	LGU	2,120,000.00
205	VI	San Remigio	Antique	LGU	2,120,000.00
206	VI	Bugasong	Antique	LGU	2,120,000.00
207	VI	Culasi	Antique	LGU	2,120,000.00
208	VI	Sebaste	Antique	LGU	2,120,000.00
209	VI	Pandan	Antique	LGU	2,120,000.00
210	VI	Balasan	Iloilo	LGU	2,120,000.00
211	VI	Barotac Viejo	Iloilo	LGU	2,120,000.00
212	VI	Barotac Nuevo	Iloilo	LGU	2,120,000.00
213	VI	Bingawan	Iloilo	LGU	2,120,000.00
214	VI	Calinog	Iloilo	LGU	2,120,000.00
215	VI	Carles	Iloilo	LGU	2,120,000.00

216	VI	Estancia	Iloilo	LGU	2,120,000.00
217	VI	Lambunao	Iloilo	LGU	2,120,000.00
218	VI	New Lucena	Iloilo	LGU	2,120,000.00
219	VI	Pavia	Iloilo	LGU	2,120,000.00
220	VI	San Rafael	Iloilo	LGU	2,120,000.00
221	VI	Sibunag	Guimaras	LGU	2,120,000.00
222	VI	Jordan	Guimaras	LGU	2,120,000.00
223	VI	Nueva Valencia	Guimaras	LGU	2,120,000.00
224	VI	Bacolod City	Negros Occidental	LGU	2,120,000.00
225	VI	Bago City	Negros Occidental	LGU	2,120,000.00
226	VI	Candoni	Negros Occidental	LGU	2,120,000.00
227	VI	Cauayan	Negros Occidental	LGU	2,120,000.00
228	VI	E.B. Magalona	Negros Occidental	LGU	2,120,000.00
229	VI	Himamaylan City	Negros Occidental	LGU	2,120,000.00
230	VI	Hinoba-An	Negros Occidental	LGU	2,120,000.00
231	VI	Ilog	Negros Occidental	LGU	2,120,000.00
232	VI	Isabela	Negros Occidental	LGU	2,120,000.00
233	VI	Kabankalan City	Negros Occidental	LGU	2,120,000.00
234	VI	La Carlota City	Negros Occidental	LGU	2,120,000.00
235	VI	Pontevedra	Negros Occidental	LGU	2,120,000.00
236	VI	Sagay City	Negros Occidental	LGU	2,120,000.00
237	VI	Kalibo	Aklan	LGU	2,120,000.00
238	VI	San Joaquin	Iloilo	LGU	2,120,000.00

d. Medical Equipment Donation Program

The Medical Equipment Donation Program refers to the provision of funding assistance to government health institutions to support the upgrading of their medical facilities through acquisition of medical equipment.

For the third quarter of 2024, PCSO released a total of P20,467,988.00 for the upgrading of medical equipment of eight (8) hospitals.

Table 14 Medical Equipment Donation Program Recipients for 3rd Quarter, 2024

No.	REGION	PROVINCE	CITY/ MUNICIPALITY	RECIPIENT/ DONEE	AMOUNT OF ASSISTANCE
1	NCR		Quezon City	Philippine Orthopedic Center	9,988,988.00
2	V	Camarines Sur	Pili	Camp Elias Angeles Station Hospital	1,497,000.00
3	VI	Capiz	Jamindan	Camp General Macario Peralta, Jr., Station Hospital	1,497,000.00
4	X	Misamis Oriental	Cagayan De Oro City	Camp Edilberto Evangelista Station Hospital	1,497,000.00
5	II	Isabela	Gamu	Camp Melchor Dela Cruz Station Hospital	1,497,000.00
6	XII	Maguindanao	Dinaig	Camp Bgen. Gonzalo Siongco Station Hospital	1,497,000.00

7	III	Nueva Ecija	Santa Rosa	Fort Magsaysay Army Station Hospital	1,497,000.00
8	VIII	Samar	Catbalogan City	Camp Vicente Lukban Station Hospital	1,497,000.00
Total					10,479,000.00

a. Medical and Dental Mission Program

Through the Medical and Dental Mission, the PCSO provides medical consultations, basic dental services like tooth extraction, and basic medicines to various recipients.

From July to September 2024, the PCSO conducted three (3) medical and dental missions and three (3) special missions in various areas.

Table 15 List of Medical and Dental Missions Conducted, 3rd Quarter, CY 2024

Date	Venue
July 17, 2024	Paseo De Blas, Valenzuela City
August 6, 2024	Pulilan, Bulacan
August 16, 2024	Brgy. Libtong, Roxas, Oriental, Mindoro
September 1, 2024	Civil Service Anniversary Fun Run, Luneta Park
September 5, 2024	PCSO Charity Summit, Manila Hotel
September 10, 2024	Turnover of PTV, Quirino Grandstand

b. Multi-Specialty Clinic

PCSO launched its multi-specialty clinic on March 27, 2023 at the PCSO Head Office, Conservatory Building, Shaw Boulevard, Mandaluyong City. This program provides the public with free consultations from medical specialists such as cardiologist, neuropsychiatrist, pulmonologist, orthopedic surgeon, gastroenterologist, endocrinologist, ears, nose, and throat (ENT) doctor, and ophthalmologist.

For the 3rd Quarter of 2024, a total of 720 patients availed free medical consultations at the PCSO Head Office from the specialists.

c. Out-Patient Services

This program provides general medicine consultations, basic/minor surgical procedures, dental consultation and treatment, and medicines to the public.

From July to September 2024, the PCSO provided 1,427 patients with free consultations and P53,497.24 worth of medicines.

d. Employees Consultation and Management

For the third quarter of 2024, PCSO provided 1,086 employees, their dependents, and retirees with free medicines, in-house consultations from PCSO doctors, and medical and dental supplies amounting to P41,588.57.

2. Compliance with Mandatory Contributions

The PCSO also contributes to various agencies and institutions. For the third quarter of 2024, PCSO paid a total of P900,534,795.08 as contributions in compliance with various laws and issuances.

Table 16. Mandatory Contributions Released, 3rd Quarter, 2024

Recipient Agency	Legal Basis	Amount
Dangerous Drugs Board	RA 9165	11,609,589.10
Commission on Higher Education	RA 7722	69,503,732.80
PhilHealth (Universal Health Care)	RA 11223	817,524,876.34
Philippine Red Cross	RA 3867	287,282.14
Nutrition Foundation of the Philippines	RA 4621	233,200.72
Philippine Sports Commission	RA 6847	1,053,838.64
Quezon Institute	RA 4703	322,275.34
Total		900,534,795.08

3. Corporate Social Responsibility (CSR) Initiatives

The PCSO is committed to serve its stakeholders such as its beneficiaries, clients, its workforce, and the society in general, within the scope of its mandate through the Agency's Corporate Social Responsibility (CSR) initiatives in the areas of education, disaster preparedness, relief programs, medical-related causes for the marginalized sectors, environmental awareness, and volunteerism.

From July to September 2024, the PCSO turned over a total of 505 medical and assistive devices including 19,246 *charitimba* amounting to P32,109,000.80. Table 16 shows the breakdown of medical and assistive devices distributed for this quarter.

Table 17 Breakdown of Medical and Assistive Devices Distributed, 3rd Quarter, CY 2024

Proponent	A	B	C	D	E	F	G	Total Amount
Disability	30	30						138,000.00
4Ps	100							430,000.00
Office of Sen. Jinggoy Estrada	50		30	50	20	20		418,312.80
4Ps Partylist	50							215,000.00
Lone District of Davao del Sur	50							215,000.00
3rd District of Quezon City	25							107,500.00
Sagip Partylist	50							215,000.00

Lab for All - Tacloban							1500	2,367,000.00
Lab for All - Sorsogon							1500	2,367,000.00
Calamity - Valenzuela City							500	789,000.00
Calamity - Navotas City							500	789,000.00
Calamity - Brgy. Damayan, Frisco, QC							150	236,700.00
Calamity - Brgy. Tumana, Marikina City							100	157,800.00
Calamity - Brgy. Parang, Marikina City (Cong Quimbo)							500	789,000.00
Brgy. San Juan, Taytay, Rizal							55	86,790.00
Lab for All - NCR (1500)							1500	2,367,000.00
Pulilan, Bulacan (1000)							1000	1,578,000.00
Lab for All - Rizal							1500	2,367,000.00
Baliwag, Bulacan							500	789,000.00
Bongabong, Oriental Mindoro							1000	1,578,000.00
DOTR-STVC South							150	236,700.00
Angat, Bulacan							511	806,358.00
Brgy. Turo, Bocaue, Bulacan							100	157,800.00
Brgy. Damayan, Quzezon City							600	946,800.00
Lab for All - Cebu							1500	2,367,000.00
Abucay, Bataan							1000	1,578,000.00
Sta. Catalina, Ilocos Sur							520	820,560.00
Mabini, Batangas							500	789,000.00
Bauan, Batangas							500	789,000.00
Quezon, Nueva Ecija							1000	1,578,000.00
Rotary - Wack wack (Real, Quezon)							60	94,680.00
Lone District of Occidental Mindoro							500	789,000.00
Sta. Cruz, Marinduque							1000	1,578,000.00
Rodriguez, Rizal							500	789,000.00
Famy, Laguna							500	789,000.00
TOTAL	355	30	30	50	20	20	19246	32,109,000.80

Legend: A: Wheelchair; B: Cane; C: BP Apparatus; D: Glucometer; E: Thermal Scanner; F: Pulse Oximeter; G: Charitimba

D. Other Significant Accomplishments

1. Conduct of PCSO Charity Summit

On September 5, 2024, the PCSO held its Charity Summit at the Manila Hotel to enlist the support and cooperation of charity stakeholders to improve the delivery of charity services in the country. During the seminar, participants also discussed the challenges and explored opportunities to advance the goals of various charitable institutions. Participants during the summit include representatives from the Department of Social Welfare and Development (DSWD), charitable institutions, Non-Government Organizations (NGOs), and PCSO partner institutions.

The PCSO Charity Summit is one of the activities of the National Day of Charity on October 30 as declared by President Marcos, Jr. through Proclamation No. 598. This coincides with the 90th Anniversary of the PCSO on October 30.

2. PCSO General Manager Elected as APLA Executive Committee Member

PCSO General Manager Melquiades A. Robles was elected as one of the members of the Executive Committee of the Asia Pacific Lottery Association (APLA) during the APLA Regional Conference in Hanoi, Vietnam last September 2-5, 2024. The APLA is a membership body for lottery operators and suppliers in the region. The Executive Committee will serve for two years until the General Assembly in September 2026.

3. Conduct of Mid-Year Operational Review

The PCSO conducted its 2024 Mid-Year Operational Review on August 1-2, 2024 at the Royce Hotel, Mabalacat, Pampanga which was facilitated by Mr. Al Marcial Bengco. During the seminar, the PCSO Management headed by General Manager Melquiades A. Robles, focused on evaluating the agency's performance during the first half of 2024. Also, the participants planned the strategic actions they need to do to achieve their targets for the remaining months of the year.

4. Conduct of Gender Sensitivity Training

During the third quarter of 2024, the PCSO through its Gender and Development (GAD) Focal Point System (GFPS), continued to show its commitment to make the Agency gender responsive and inclusive through the conduct of Gender Sensitivity Training (GST) for employees from the Northern and Central Luzon (NCL) Department last July 4 to 5, 2024. The GST aims to raise awareness and clarify that gender equality and women's empowerment are not competing for goals but are essential means toward achieving the other.

5. Participation in the CSC Run

The PCSO participated in the Civil Service Vibe Run on September 1, 2024 in Quirino Grandstand, Manila as part of the Civil Service Commission's (CSC) anniversary in September 2024. During the activity, PCSO also conducted its "PCSO

Lotto Ticket Giveaway” promotion and distributed 150 marketing collaterals for the runners.

6. Groundbreaking Ceremony of the PCSO Corporate Center

Executive Secretary Lucas Bersamin and PCSO General Manager Melquiades Robles led the groundbreaking ceremony of the new Philippine Charity Sweepstakes Office (PCSO) Corporate Center on August 1, 2024 in Ermita, Manila. The P2.2-billion project is eyed to become the permanent home for the agency’s employees and stakeholders, while allowing a 24/7 operational capability for designated operations. It is also expected to improve the agency's overall products and services that it provides to Filipinos.

7. Establishment of PCSO Backup Draw Court at CIAC

As part of PCSO’s business continuity plan, PCSO and the Clark International Airport Corporation (CIAC) signed a Memorandum of Agreement (MOA) on August 2, 2024 establishing the PCSO’s new backup draw court at the Clark Aviation Complex.

IV. Contributions to Nation-Building

A. Tax Remittances

PCSO has been diligently paying its taxes to the Bureau of Internal Revenue (BIR) as contribution to nation-building.

The Agency paid a total of P3,791,849,031.95 to the BIR for the period July to September 2024. Table 18 illustrates the breakdown of the taxes paid for the second quarter of 2024.

Table 18 Breakdown of Taxes Paid, 3rd Quarter, CY 2024

Type of Tax/Payment	Amount Paid
Final Income Tax – 20% winnings	106,060,363.96
Creditable Income Taxes Withheld (Expanded)	179,179,971.64
Value Added Tax and Other Percentage Withheld	130,099,789.65
Documentary Stamp Tax	3,038,052,060.05
Taxes Withheld on Compensation	49,555,906.65
Corporate Income Tax	288,900,940.00
Total	3,791,849,031.95

Compared to the tax remittance of P3.9 Billion for the third quarter of 2023, PCSO’s tax remittance for the third quarter of 2024 went down by 4%.

Table 19 PCSO Taxes Paid to BIR, 3rd Quarter, CY 2024 vs 3rd Quarter, CY 2024

Period	3rd Quarter, 2024	3 rd Quarter, 2023
Total Taxes Paid	P3,791,849,031.95	P3,969,871,704.11

V. Customer Feedback Mechanisms

To be accessible and responsive to its clientele, PCSO utilizes the online feedback system, 8888 Hotline, and the PCSO official social media accounts to generate and act upon external feedbacks which includes inquiries, complaints, suggestions, and commendations made to PCSO.

A. 8888 Hotline

Concerns and complaints regarding government services is now just a text away through the 8888 Citizens Complaint Hotline, the 24 hours a day and 7 days a week public service hotline.

During the third quarter of 2024, PCSO closed 26 concerns/complaints received via the 8888 Hotline.

Table 20 Summary of 8888 Hotline, 3rd Quarter, CY 2024

Month	Number of concerns/ complaints received	Number of concerns/ complaints addressed
July	7	7
August	9	9
September	10	10
Total	26	26

B. Online Feedback

PCSO acted on all the feedbacks received online from July to September 2024. Out of the 257 total received, PCSO attended to these feedbacks while nine (9) were referred to concerned offices for appropriate action.

Table 21 Summary of Online Feedback, 3rd Quarter, CY 2024

Month	Received	Replied	Referred
July	86	85	1
August	73	71	2
September	98	92	6
Total	257	248	9

C. PCSO Social Media Accounts



The official social media accounts of PCSO are also portals for interacting with the clients of the Agency. Further, the Agency posts the live lotto draws, and announcements for information of the public.